



**PRIORITY PLANNING ADVISORY COMMITTEE  
(PPAC)  
MEETING MATERIALS**

**Wednesday, November 6, 2024**

**ARIZONA DEPARTMENT OF TRANSPORTATION  
MULTIMODAL PLANNING DIVISION  
OFFICE MEMO**

TO: PRIORITY PLANNING ADVISORY COMMITTEE MEMBERS:

STEVE BOSCHEN

CLEMENC LIGOCKI

DAVID LOCHER

JOHN MORALES

BARRY CROCKETT

JON BRODSKY (NON-VOTING)

ELISE MAZA

MATTHEW MUNDEN

GREG BYRES

FROM: Chairperson Audra Merrick

SUBJECT: PRIORITY PLANNING ADVISORY COMMITTEE MEETING (PPAC)

Pursuant to the A.R.S. 28-6951(B), the ADOT Director has appointed the members of the Priority Planning Advisory Committee (PPAC) to develop the Five Year Transportation Facilities Construction Program. In addition, pursuant to A.R.S. 28-339, the PPAC is responsible for taking certain actions with respect to the State Match for the Rural Transportation (AZ-SMART) fund. This meeting is scheduled, pursuant to the above referenced statutes, to review the Five Year Transportation Facilities Construction Program, make changes and schedule new projects into the adopted Five Year Transportation Facilities Construction and take appropriate actions related to the AZ-SMART program and related applications.

Pursuant to Title VI of the Civil Rights Act of 1964, and the Americans with Disabilities Act (ADA), ADOT does not discriminate on the basis of race, color, national origin, age, sex or disability. Persons who require a reasonable accommodation based on language or disability should contact ADOT's Civil Rights Office at 602.712.8946 or at [civilrightsoffice@azdot.gov](mailto:civilrightsoffice@azdot.gov). Requests should be made as early as possible to ensure the State has an opportunity to address the accommodation.

The meeting of the Arizona Department of Transportation, Priority Planning Advisory Committee (PPAC) will be held on Wednesday November 6, 2024 at 10:00 AM. This will be a teleconference meeting. To access the meeting by internet, please go to <[meet.google.com/jcd-kjfg-kvc](https://meet.google.com/jcd-kjfg-kvc)>. To access the meeting by phone, please dial: <1-470-327-0806 PIN: 218 410 645#>.

The minutes and/or a recording of each meeting will be posted within three business days on the Priority Planning Advisory Committee's Meeting Documents web page at:

<https://azdot.gov/about/boards-and-committees/priority-planning-advisory-committee/meeting-documents>

ADOT invites participants to complete the Self Identification Survey to help us better serve the public.

<https://forms.gle/TjzUyXUgpDrVevBK6>

**ARIZONA DEPARTMENT OF TRANSPORTATION  
MULTIMODAL PLANNING DIVISION  
OFFICE MEMO**

**AGENDA:**

<b>Page #</b>	<b>Item #/Description</b>	<b>Speaker/Proposed Action</b>
	1. Call to Order	Chairperson
	2. Roll Call	Information Only
4	3. Title VI the Civil Rights Act of 1964, as Amended	Information Only
	4. Call to the Audience	Information Only
5	5. Approval of the Minutes	Discussion and Possible Action
8	6. Program Monitoring Report	Information and Discussion
12	7. AZ SMART Fund Applications	Discussion and Possible Action
13	8. Project Modifications, New Projects & Airport Projects	Discussion and Possible Action
23	9. Meeting Recording and Minutes	Information Only
23	10. Upcoming Meetings	Information Only
23	11. Adjournment	Information Only



## ADOT'S NONDISCRIMINATION NOTICE TO THE PUBLIC

The Arizona Department of Transportation (ADOT) hereby gives public notice that it is the Agency's policy to assure full compliance with Title VI of the Civil Rights Act of 1964, Title II of the Americans with Disabilities Act of 1990 (ADA), and other related authorities in all of its programs and activities.

ADOT's Title VI and ADA Programs require that no person shall, on the grounds of race, color, national origin, or disability, be excluded from participation in, be denied the benefits of, or be otherwise subjected to discrimination under any program or activity.

Any person, who believes his/her Title VI or ADA rights have been violated, may file a complaint. Any such complaint must be in writing and filed with the ADOT Civil Rights Office within one hundred eighty (180) days following the date of the alleged discriminatory occurrence. For additional information about ADOT's Civil Rights programs and the procedures to file a complaint contact ADOT Civil Rights Office via the information listed below:

## AVISO PÚBLICO DE LA LEY DE NO-DISCRIMINACIÓN DE ADOT

El Departamento de Transporte del Estado de Arizona (ADOT) informa al público que esta agencia tiene como regla asegurar el cumplimiento total del Título VI de la Ley de los Derechos Civiles de 1964, del Título II de la Ley de ciudadanos Americanos con Discapacidades de 1990 (ADA) y otras normas relacionadas con todos sus programas y actividades.

Los programas del Título VI y ADA de ADOT exigen que a ninguna persona se le excluya de participar, se le nieguen beneficios o de ninguna otra manera sea sujeta a discriminación en ningún programa o actividad de ADOT por motivo de raza, color, país de origen, o discapacidad.

Cualquier persona que crea que se han violado sus derechos bajo el Título VI o el ADA, puede presentar una queja. Esta queja debe presentarse por escrito a la Oficina de Derechos Civiles de ADOT dentro de ciento ochenta (180) días a partir de la fecha en que se alega que ocurrió la discriminación. Para recibir más información sobre los programas de Derechos Civiles de ADOT y los procedimientos para presentar una queja, por favor póngase en contacto con la Oficina de Derechos Civiles de ADOT a través la información que aparece abajo:

### KRYSTAL SMITH

ADA/504 Nondiscrimination Program Coordinator  
Ksmith2@azdot.gov

### DANIELLE VALENTINE

TITLE VI Nondiscrimination Program Coordinator  
Dvalentine@azdot.gov

### ADOT Civil Rights Office

206 S. 17th Avenue, Mail Drop 155-A  
Phoenix, AZ 85007  
602.712.8946  
602.239.6257 FAX  
azdot.gov  
CivilRightsOffice@azdot.gov

**DRAFT MINUTES FOR THE  
ARIZONA DEPARTMENT OF TRANSPORTATION  
PRIORITY PLANNING ADVISORY COMMITTEE  
Teleconference Meeting  
Virtual: (Meeting ID) meet.google.com/jcd-kjfq-kvc  
(Phone Numbers) (US) +1 470-327-0806 PIN: 218 410 645#  
Wednesday October 2, 2024 @ 10:00 AM**

Minutes and/or a recording of each meeting will be posted within three business days on the Priority Planning Advisory Committee's Meeting Documents webpage on ADOT's website. To view this information or any of the past PPAC agendas or minutes, please visit:

<https://azdot.gov/about/boards-and-committees/priority-planning-advisory-committee/meetings-ppac>

The meeting of the Priority Planning Advisory Committee (PPAC) was held on Wednesday October 2, 2024 @ 10:00 AM with Chairperson Audra Merrick presiding.

Other committee members were present as follows:

Steve Boschen, Clemenc Ligocki, Barry Crockett, John Morales, Elise Maza, Matthew Munden.

**1. CALL TO ORDER**

Chairperson Merrick called the Priority Planning Advisory Committee meeting to order at 10:01 AM.

**2. ROLL CALL**

Veronica Ruiz Ronquillo conducted a roll call of the committee members. A quorum was present. Jon Brodsky (Non-Voting) and Greg Byres were missing.

**3. TITLE VI OF THE CIVIL RIGHTS ACT OF 1964, AS AMENDED**

Chairperson Merrick asked if any persons from the public were at the meeting. There were none. Chairperson Merrick stated that in accordance to the Title VI Civil Rights Act of 1964, and the Americans with Disabilities Act, ADOT will not discriminate on the basis of race, color, national origin, age, sex, or disability. If accommodations are requested, the public may contact someone on the PPAC Committee or the Civil Rights Office at 602-712-8964.

**4. CALL TO THE AUDIENCE**

Chairperson Merrick requested a call to the Audience for any comments or issues to be addressed, There were no requests to speak.

**5. APPROVAL OF PPAC MINUTES FROM THE 9/4/2024 MEETING**

The minutes from the PPAC meeting held on 9/4/2024 were approved.

**Chairperson Merrick called for a motion to approve the PPAC minutes from the meeting on 9/4/2024. Steve Boschen made a motion to approve.**

**Clemenc Ligocki seconded the motion.**

**The motion carried unanimously.**

**6. PROGRAM MONITORING REPORT**

The Program Monitoring Report was distributed to the Committee. There were no comments.

## **7. AZ SMART APPLICATIONS**

Veronica Ruiz-Ronquillo presented the following AZ SMART application: City of Globe; Broad St; US 60/Ash St - Jesse Hays Rd.

**Item 7-1 was presented by: Veronica Ruiz-Ronquillo**  
**Chairperson called for a motion to approve Item 7-1.**  
**Steve Boschen made the motion to approve.**  
**Barry Crockett seconded the motion.**  
**Motion carried unanimously**

---

## **8. 2025-2029 PROJECT MODIFICATIONS, NEW PROJECTS & AIRPORT PROJECTS DISCUSSION AND POSSIBLE ACTION**

8-1

**Route & MP:**  
**Project Name:** ADOT Predictive Safety Tool FY25 - FY29  
**Type of Work:** Procure and Implement Software  
**County:**  
**District:**  
**Schedule:**  
**Project:** M725601X  
**Project Manager:** Amirul Rajib  
**Program Amount:** \$0  
**New Program Amount:** \$926,000  
**Requested Action:** Establish a new project.

---

**Item 8-1 was presented by: Amirul Rajib**  
**Chairman called for a motion to approve Item 8-1.**  
**Steve Boschen made the motion to approve.**  
**Elise Maza seconded the motion.**  
**Motion carried unanimously**

## 9. UPCOMING MEETINGS

Listed below are the regularly scheduled meetings of the Priority Planning Advisory Committee (PPAC). Times and dates are subject to change. The time, date, and instructions to access each meeting will be announced on the PPAC Meetings page when the agenda is distributed.

<b>Nov. 6, 2024</b>	<b>Wednesday</b>	<b>10 a.m.</b>
<b>Dec. 4, 2024</b>	<b>Wednesday</b>	<b>10 a.m.</b>

## 10. ADJOURNMENT

---

---

### WEB LINKS FOR REFERENCE

*Priority Programming Website:*

<https://azdot.gov/about/boards-and-committees/priority-planning-advisory-committee>

*PPAC Meeting Dates:*

<https://azdot.gov/about/boards-and-committees/priority-planning-advisory-committee/meeting-schedule-ppac>

ADOT Five-Year Transportation Facilities Construction Program  
SFY25 Monitoring Report

Program Obligation Status SFY25

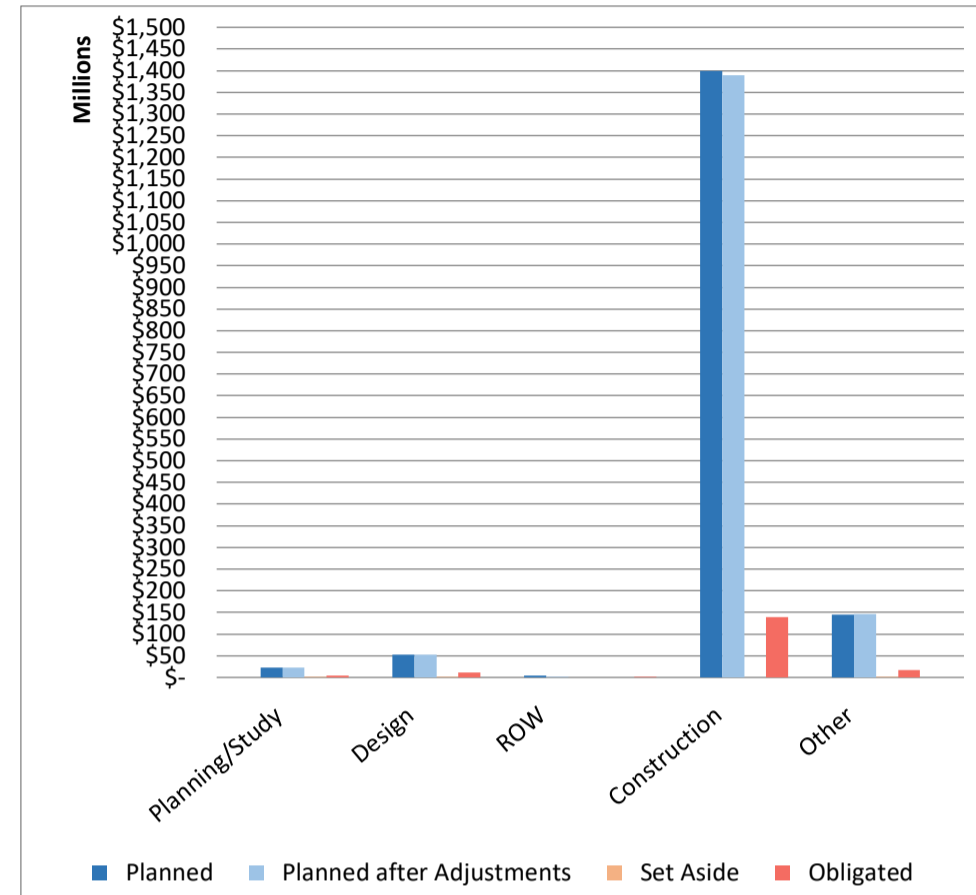
as of 10/28/2024

STATEWIDE PROGRAM

	Planned	Adjustments	Planned after Adjustments	Set Aside	Obligated	Total Set Aside & Obligated	% SA/Obl of Planned
Planning/Study	\$ 22,245,476	\$ 114,719.62	\$ 22,360,196	\$ 587,025.45	\$ 4,218,881.95	\$ 4,805,907.40	21.60%
Design	\$ 51,912,901	\$ 825,401.90	\$ 52,738,303	\$ 315,486.00	\$ 10,864,877.64	\$ 11,180,363.64	21.54%
ROW	\$ 4,688,455	\$ (3,199,046.73)	\$ 1,489,408	\$ -	\$ 97,000.00	\$ 97,000.00	2.07%
Construction	\$ 1,399,513,038	\$ (9,515,386.29)	\$ 1,389,997,652	\$ -	\$ 139,054,892.38	\$ 139,054,892.38	9.94%
Other	\$ 144,265,413	\$ 2,097,203.27	\$ 146,362,616	\$ 331,960.00	\$ 16,814,832.91	\$ 17,146,792.91	11.89%
<b>Total</b>	<b>\$ 1,622,625,283.00</b>	<b>\$ (9,677,108.23)</b>	<b>\$ 1,612,948,175</b>	<b>\$ 1,234,471.45</b>	<b>\$ 171,050,484.88</b>	<b>\$ 172,284,956.33</b>	<b>10.62%</b>

SW Total Check \$ -

	# of transactions	% of transactions	Set Aside	Obligated	Total Set Aside & Obligated	
					Planned	
<b>Adjustments</b>					<b>Planned</b>	<b>\$ 1,622,625,283.00</b>
Cancelled	5	1.65%	\$ 1,839,936.02	\$ 30,000,000.00		\$ 31,839,936.02
Deferred	2	0.66%	\$ -	\$ (3,215,000.00)		\$ (3,215,000.00)
Awards Over/Under	30	9.90%	\$ 114,192.00	\$ (45,646,208.50)		\$ (45,532,016.50)
Final Vouchers	52	17.16%	\$ 4,253.53	\$ 7,165,718.72		\$ 7,169,972.25
Budget Transfers	2	0.66%	\$ -	\$ 60,000.00		\$ 60,000.00
<b>Total Adjustments</b>	<b>91</b>	<b>30.03%</b>	<b>\$ 1,958,381.55</b>	<b>\$ (11,635,489.78)</b>		<b>\$ (9,677,108.23)</b>
<b>Set Aside &amp; Obligated</b>					<b>Planned after Adjustments</b>	<b>\$ 1,612,948,174.77</b>
New Projects	77	25.41%	\$ 505,437.45	\$ 162,074,028.65		\$ 162,579,466.10
Advanced	0	0.00%	\$ -	\$ -		\$ -
Change Orders/Overruns	11	3.63%	\$ -	\$ 5,211,888.55		\$ 5,211,888.55
Design Budget Changes	16	5.28%	\$ -	\$ 2,189,280.00		\$ 2,189,280.00
Other Funding Revisions	108	35.64%	\$ 729,034.00	\$ 1,575,287.68		\$ 2,304,321.68
<b>Total Set Aside &amp; Obligated</b>	<b>212</b>	<b>69.97%</b>	<b>\$ 1,234,471.45</b>	<b>\$ 171,050,484.88</b>		<b>\$ 172,284,956.33</b>
<b>Total</b>	<b>303</b>	<b>100.00%</b>	<b>% Set Aside/Obligated of Planned after Adj*</b>			<b>10.68%</b>

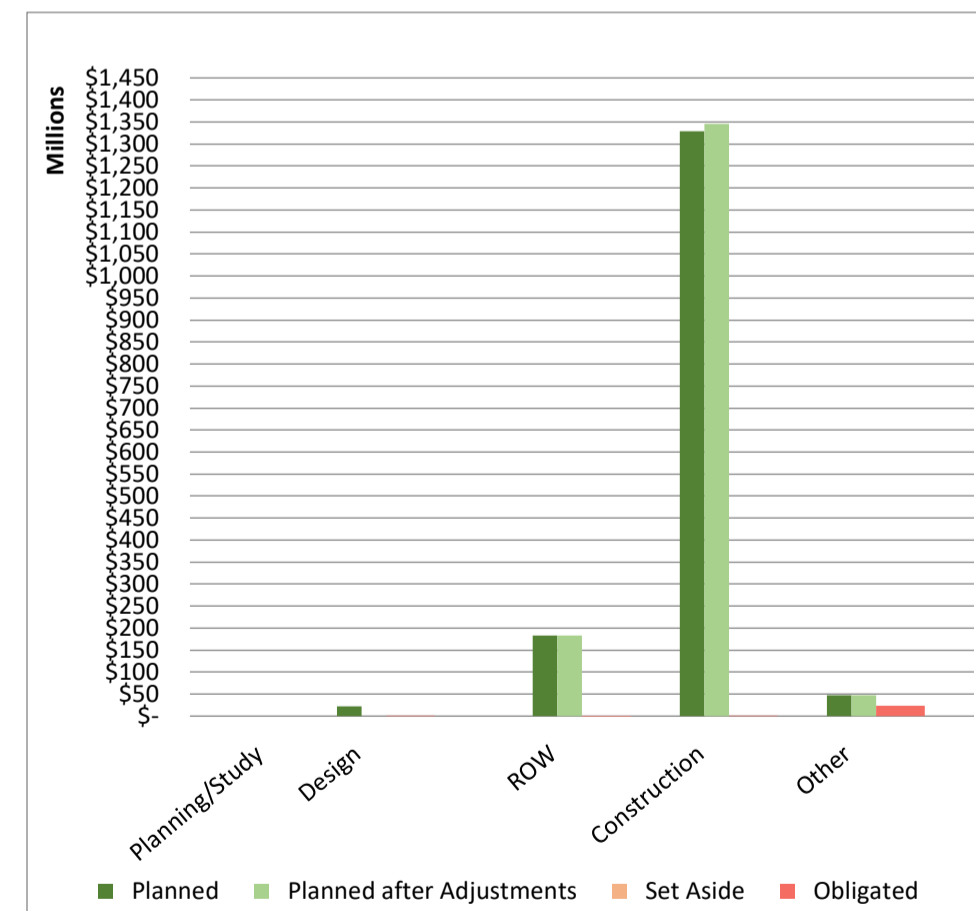


MAG PROGRAM

	Planned	Adjustments	Planned after Adjustments	Set Aside	Obligated	Total Set Aside & Obligated	% SA/Obl of Planned
Planning/Study	\$ -	\$ -	\$ -	\$ 5,000,000.00	\$ 190,850.00	\$ 5,190,850.00	0.00%
Design	\$ 22,068,222	\$ -	\$ 22,068,222	\$ -	\$ 1,200,000.00	\$ 1,200,000.00	5.44%
ROW	\$ 183,103,104	\$ -	\$ 183,103,104	\$ -	\$ (700,000.00)	\$ (700,000.00)	-0.38%
Construction	\$ 1,328,780,029	\$ 16,578,295	\$ 1,345,358,324	\$ -	\$ 746,498.83	\$ 746,498.83	0.06%
Other	\$ 47,277,956	\$ -	\$ 47,277,956	\$ -	\$ 22,969,867.52	\$ 22,969,867.52	48.58%
<b>Total</b>	<b>\$ 1,581,229,311</b>	<b>\$ 16,578,295</b>	<b>\$ 1,597,807,606</b>	<b>\$ 5,000,000.00</b>	<b>\$ 24,407,216.35</b>	<b>\$ 29,407,216.35</b>	<b>1.86%</b>

MAG Total Check \$ -

	# of transactions	% of transactions	Set Aside	Obligated	Total Set Aside & Obligated	
					Planned	
<b>Adjustments</b>					<b>Planned</b>	<b>\$ 1,581,229,311</b>
Cancelled	0	0.00%	\$ -	\$ -		\$ -
Deferred	0	0.00%	\$ -	\$ -		\$ -
Awards Over/Under	0	0.00%	\$ -	\$ 16,578,295.00		\$ 16,578,295.00
Final Vouchers	0	0.00%	\$ -	\$ -		\$ -
Budget Transfers	0	0.00%	\$ -	\$ -		\$ -
<b>Total Adjustments</b>	<b>0</b>	<b>0.00%</b>	<b>\$ -</b>	<b>\$ 16,578,295.00</b>		<b>\$ 16,578,295.00</b>
<b>Set Aside &amp; Obligated</b>					<b>Planned after Adjustments</b>	<b>\$ 1,597,807,606</b>
New Projects	5	38.46%	\$ -	\$ 20,769,867.52		\$ 20,769,867.52
Advanced	0	0.00%	\$ -	\$ -		\$ -
Change Orders/Overruns	0	0.00%	\$ -	\$ -		\$ -
Design Budget Changes	1	7.69%	\$ 5,000,000.00	\$ -		\$ 5,000,000.00
Other Funding Revisions	7	53.85%	\$ -	\$ 3,637,348.83		\$ 3,637,348.83
<b>Total Set Aside &amp; Obligated</b>	<b>13</b>	<b>100.00%</b>	<b>\$ 5,000,000.00</b>	<b>\$ 24,407,216.35</b>		<b>\$ 29,407,216.35</b>
<b>Total</b>	<b>13</b>	<b>100.00%</b>	<b>% Set Aside/Obligated of Planned after Adj*</b>			<b>1.84%</b>





ADOT Five-Year Transportation Facilities Construction Program  
SFY25 Monitoring Report

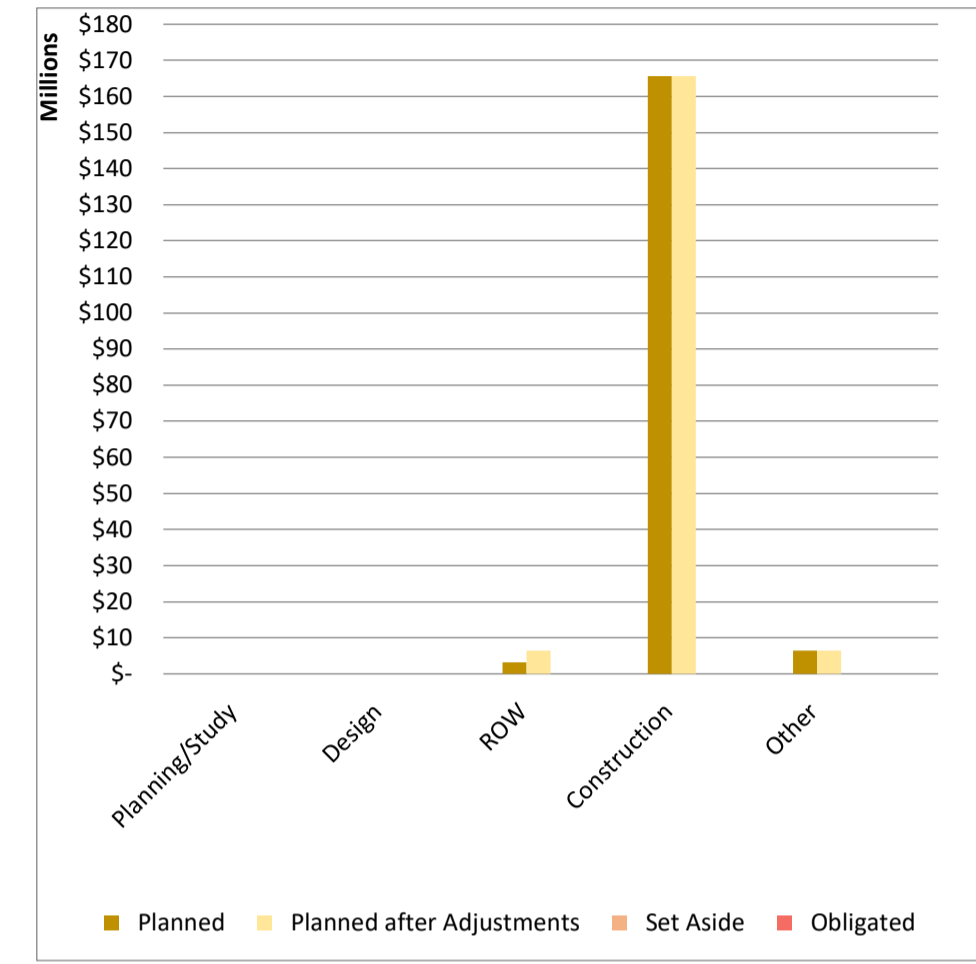
Program Obligation Status SFY25

as of 10/28/2024

PAG PROGRAM							
	Planned	Adjustments	Planned after Adjustments	Set Aside	Obligated	Total Set Aside & Obligated	% SA/Obl of Planned
Planning/Study	\$ -	\$ -	\$ -	\$ -	\$ -	\$ -	0.00%
Design	\$ -	\$ -	\$ -	\$ -	\$ -	\$ -	0.00%
ROW	\$ 3,215,000	\$ 3,215,000	\$ 6,430,000	\$ -	\$ -	\$ -	0.00%
Construction	\$ 165,595,001	\$ -	\$ 165,595,001	\$ -	\$ -	\$ -	0.00%
Other	\$ 6,401,474	\$ -	\$ 6,401,474	\$ -	\$ -	\$ -	0.00%
<b>Total</b>	<b>\$ 175,211,475</b>	<b>\$ 3,215,000</b>	<b>\$ 178,426,475</b>	<b>\$ -</b>	<b>\$ -</b>	<b>\$ -</b>	<b>0.00%</b>
PAG Total Check \$ -							

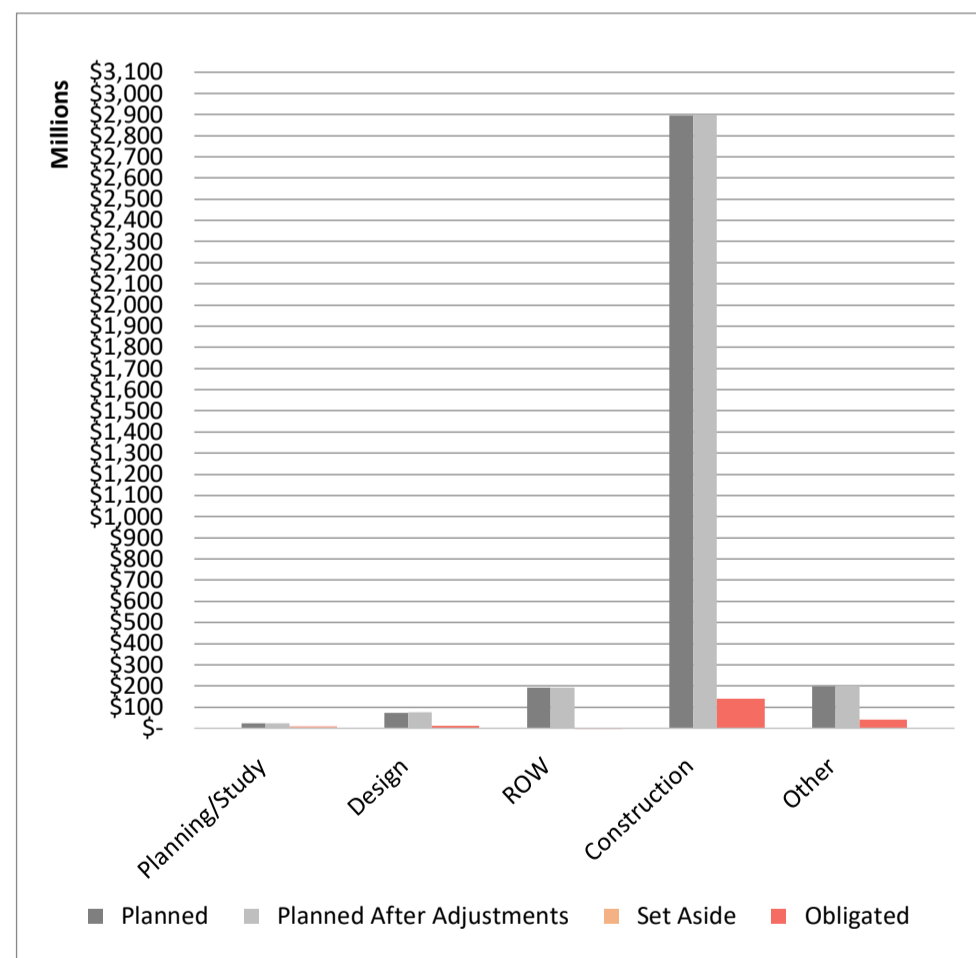
	# of transactions	% of transactions	Set Aside	Obligated	Total Set Aside & Obligated
<b>Adjustments</b>					<b>Planned \$ 175,211,475</b>
Cancelled	0	0.00%	\$ -	\$ -	\$ -
Deferred	1	100.00%	\$ -	\$ 3,215,000.00	\$ 3,215,000
Awards Over/Under	0	0.00%	\$ -	\$ -	\$ -
Final Vouchers	0	0.00%	\$ -	\$ -	\$ -
Budget Transfers	0	0.00%	\$ -	\$ -	\$ -
<b>Total Adjustments</b>	<b>1</b>	<b>100.00%</b>	<b>\$ -</b>	<b>\$ 3,215,000</b>	<b>\$ 3,215,000</b>
<b>Set Aside &amp; Obligated</b>					<b>Planned after Adjustments \$ 178,426,475</b>
New Projects	0	0.00%	\$ -	\$ -	\$ -
Advanced	0	0.00%	\$ -	\$ -	\$ -
Change Orders/Overruns	0	0.00%	\$ -	\$ -	\$ -
Design Budget Changes	0	0.00%	\$ -	\$ -	\$ -
Other Funding Revisions	0	0.00%	\$ -	\$ -	\$ -
<b>Total Set Aside &amp; Obligated</b>	<b>0</b>	<b>0.00%</b>	<b>\$ -</b>	<b>\$ -</b>	<b>\$ -</b>
<b>Total</b>	<b>1</b>	<b>100.00%</b>	<b>% Set Aside/Obligated of Planned after Adj*</b>		<b>0.00%</b>



ALL PROGRAMS (Excluding Aeronautics)							
	Planned	Adjustments	Planned After Adjustments	Set Aside	Obligated	Total Set Aside and Obligated	% SA/Obl of Planned
Planning/Study	\$ 22,245,476	\$ 114,720	\$ 22,360,196	\$ 5,587,025	\$ 4,409,732	\$ 9,996,757	44.94%
Design	\$ 73,981,123	\$ 825,402	\$ 74,806,525	\$ 315,486	\$ 12,064,878	\$ 12,380,364	16.73%
ROW	\$ 191,006,559	\$ 15,953	\$ 191,022,512	\$ -	\$ (603,000)	\$ (603,000)	-0.32%
Construction	\$ 2,893,888,068	\$ 7,062,909	\$ 2,900,950,977	\$ -	\$ 139,801,391	\$ 139,801,391	4.83%
Other	\$ 197,944,843	\$ 2,097,203	\$ 200,042,046	\$ 331,960	\$ 39,784,700	\$ 40,116,660	20.27%
<b>Total</b>	<b>\$ 3,379,066,069</b>	<b>\$ 10,116,187</b>	<b>\$ 3,389,182,256</b>	<b>\$ 6,234,471</b>	<b>\$ 195,457,701</b>	<b>\$ 201,692,173</b>	<b>5.97%</b>
Total Check \$ -							

	# of transactions	% of transactions	Set Aside	Obligated	Total Set Aside & Obligated
<b>Adjustments</b>					<b>Planned \$ 3,379,066,069</b>
Cancelled	5	1.58%	\$ 1,839,936	\$ 30,000,000	\$ 31,839,936
Deferred	3	0.95%	\$ -	\$ -	\$ -
Awards Over/Under	30	9.46%	\$ 114,192	\$ (29,067,914)	\$ (28,953,722)
Final Vouchers	52	16.40%	\$ 4,254	\$ 7,165,719	\$ 7,169,972
Budget Transfers	2	0.63%	\$ -	\$ 60,000	\$ 60,000
<b>Total Adjustments</b>	<b>92</b>	<b>29.02%</b>	<b>\$ 1,958,382</b>	<b>\$ 8,157,805</b>	<b>\$ 10,116,187</b>
<b>Set Aside &amp; Obligated</b>					<b>Planned after Adjustments \$ 3,389,182,256</b>
New Projects	82	25.87%	\$ 505,437	\$ 182,843,896	\$ 183,349,334
Advanced	0	0.00%	\$ -	\$ -	\$ -
Change Orders/Overruns	11	3.47%	\$ -	\$ 5,211,889	\$ 5,211,889
Design Budget Changes	17	5.36%	\$ 5,000,000	\$ 2,189,280	\$ 7,189,280
Other Funding Revisions	115	36.28%	\$ 729,034	\$ 5,212,637	\$ 5,941,671
<b>Total Set Aside &amp; Obligated</b>	<b>225</b>	<b>70.98%</b>	<b>\$ 6,234,471</b>	<b>\$ 195,457,701</b>	<b>\$ 201,692,173</b>
<b>Total</b>	<b>317</b>	<b>100.00%</b>	<b>% Set Aside/Obligated of Planned after Adj</b>		<b>5.95%</b>



SubProgram Balance Report SFY25- Statewide and MAG Sections

as of 10/28/2024

Item No	Res ID	Type Of Work	Fund Type	Fund Source	Programmed Budget Beginning Balance	Adjustments <sup>2</sup>	Set Aside <sup>1,2</sup>	Obligated <sup>1,2</sup>	Available <sup>3</sup>	Expected <sup>4</sup>	Available After Expected <sup>7</sup>	% Set Aside, Obligated & Expected
70025	211.00	Statewide Engineering - Federal	FA	VARIOUS FA	2,000,000	-	-	(57,000)	1,943,000	-	1,943,000	2.85%
70125	132.00	Statewide Highway Safety Improvement Program	HSIP	HSIP	5,256,196	-	-	10,240,773	15,496,969	(4,559,063)	10,937,906	-108.10%
70225	132.00	Statewide Tribal Transportation Safety	HSIP	HSIP 100%	200,000	-	-	-	200,000	-	200,000	0.00%
70325	232.00	Grant Coordination	STATE	STATE 100%	2,000,000	-	-	-	2,000,000	-	2,000,000	0.00%
70425	216.00	Local Public Agency Program	STBGP FLEX	STBGP FLEX	280,000	-	-	(280,000)	-	-	0	100.00%
70525	336.00	Statewide P2P Modernization Projects	FA	VARIOUS FA	194,000	-	-	-	194,000	-	194,000	0.00%
70625	336.00	CMAQ 2.5 Projects	CMAQ 2.5	CMAQ 2.5	-	-	-	-	-	-	0	N/A
70825	212.00	Statewide Utility Support	FA	VARIOUS FA	250,000	-	-	-	250,000	-	250,000	0.00%
70925	336.00	Statewide Carbon Reduction	FA	CRP FLEX	3,136,100	-	-	-	3,136,100	-	3,136,100	0.00%
71025	213.00	Statewide Right of Way Support	FA	VARIOUS FA	500,000	-	-	-	500,000	-	500,000	0.00%
71125	213.00	Statewide Right of Way Plans	STATE	STATE 100%	600,000	-	-	(600,000)	-	-	0	100.00%
71225	232	National Electric Vehicle Infrastructure (NEVI)	FA	NEVI	14,114,094	-	-	-	14,114,094	(14,400,000)	(285,906)	0.00%
71325	161.00	TSMO Signal Warehouse	STATE	STATE 100%	1,700,000	-	-	-	1,700,000	-	1,700,000	0.00%
71425	126.00	Statewide Bridge Inspection & Inventory	FA	VARIOUS FA	5,000,000	-	-	(5,000,000)	-	-	0	100.00%
71625	325.01	Transportation Alternatives	FA	TAP FLEX	13,349,199	-	(472,873)	(1,135,913)	11,740,413	(3,538,102)	8,202,311	38.56%
72125	233.00	Urgent Projects - Federal	FA	VARIOUS FA	1,100,000	-	-	-	1,100,000	-	1,100,000	0.00%
72225	233.00	Emergency Projects - State	STATE	STATE 100%	500,000	-	-	-	500,000	-	500,000	0.00%
72325	336.00	Statewide Construction Contingency - Federal	FA	VARIOUS FA	5,000,000	-	118,446	132,875,263	137,993,708	(5,937,126)	132,056,582	-2541.13%
72525	111.00	Statewide Pavement Rehabilitation	FA	VARIOUS FA	101,163,809	-	-	-	101,163,809	(53,631,613)	47,532,196	53.01%
72625	134.00	Statewide Railway Highway Crossing	RHC	RAIL	3,550,000	-	(350,000)	-	3,200,000	(1,200,000)	2,000,000	43.66%
72725	211	Statewide Engineering - State	STATE	STATE 100%	20,000,000	-	-	(2,930,000)	17,070,000	-	17,070,000	14.65%
72925	215.00	ADOT Planning Support	SPR	VARIOUS FA	20,931,476	-	(379,034)	(18,751,877)	1,800,565	(80,000)	1,720,565	91.78%
73025	221.00	Statewide Business Engagement and Compliance	DBE	DBE/OJT	1,085,000	-	-	(1,085,000)	-	-	0	100.00%
73325	311.00	Statewide Minor Capacity/Operational Spot Improvements	FA	VARIOUS FA	17,260,000	-	-	(1,933,000)	15,327,000	-	15,327,000	11.20%
74325	162.00	Statewide Ports of Entry	FA	VARIOUS FA	1,799,999	-	1,839,936	(631,000)	3,008,935	(1,839,936)	1,168,999	35.06%
74525	225.00	Statewide Public/Private Partnerships	STATE	STATE 100%	5,000,000	-	-	-	5,000,000	-	5,000,000	0.00%
74825	112.00	Pavement Preservation, Minor Pavement Preservation-Statewide	FA	VARIOUS FA	22,500	-	-	-	22,500	-	22,500	0.00%
75125	167.00	Statewide Traffic Monitoring	STP	STBGP FLEX	2,200,000	-	-	(2,200,000)	-	-	0	100.00%
75225	227.00	Statewide/PAG Risk Management Indemnification	STATE	STATE 100%	3,752,436	-	-	(3,752,436)	(0)	-	(0)	100.00%
75325	167.00	Statewide Risk Analysis Process	STATE	STATE 100%	350,000	-	-	-	350,000	-	350,000	0.00%
75425	141.00	Transfer to FTA for Elderly & Disabled Public Transit	TAP Flex	TAP Flex	1,500,000	-	-	-	1,500,000	-	1,500,000	0.00%
75825	144.00	Transfer to FTA for Rural & Urban Public Transit	TAP Flex	TAP Flex	5,000,000	-	-	-	5,000,000	-	5,000,000	0.00%
76225	125.00	Statewide Bridge Preservation, Replacement & Rehabilitation	FA	VARIOUS FA	5,812,600	-	-	2,500,000	8,312,600	-	8,312,600	-43.01%
76325	125.90	Off System Bridge 100% Federal	Bridge FP OSB	Bridge FP OSB	6,355,000	-	-	-	6,355,000	-	6,355,000	0.00%
76425	125.00	Off System Bridge with Match	STBGP OSB	STBGP OSB	2,030,303	-	-	-	2,030,303	(858,450)	1,171,853	42.28%
76525	211.00	Statewide Partner Agency Support	FA	VARIOUS FA	500,000	-	-	-	500,000	-	500,000	0.00%
76725	221.02	Statewide NHI Training	FA	VARIOUS FA	286,000	-	-	-	286,000	-	286,000	0.00%
76825	221.01	Statewide Technical Training	STATE	STATE 100%	600,000	-	-	-	600,000	-	600,000	0.00%
76925	211.00	Statewide Project Management Support	STATE	STATE 100%	200,000	-	-	(200,000)	-	-	0	100.00%
77725	214.00	Statewide Environmental	FA	VARIOUS FA	500,000	-	-	-	500,000	(35,000)	465,000	7.00%
77825	336.00	Statewide Freight	NATL FREIGHT PROG	NATL FREIGHT PROG	-	-	-	-	-	-	0	N/A
78025	341.00	Statewide Expansion	FA	VARIOUS FA	26,762,274	-	-	-	26,762,274	-	26,762,274	0.00%
78225	234.00	Statewide ADA Projects	FA	VARIOUS FA	1,000,000	-	-	-	1,000,000	-	1,000,000	0.00%
78425	321.00	State Parks Roads	STATE	STATE 100%	2,500,000	-	-	-	2,500,000	(2,500,000)	0	100.00%
78525	236.00	Federal Tax Evasion Program	FA	VARIOUS FA	643,880	-	-	(643,880)	-	-	0	100.00%
78625	326.00	Statewide Recreational Trails	FA	REC TRAILS PROG	1,825,648	-	(10,000)	(148,802)	1,666,846	-	1,666,846	8.70%
78725	329.00	DPS Co-location at Traffic Operation Center	STATE	STATE 100%	980,000	-	-	-	980,000	-	980,000	0.00%
78825	163.00	Statewide ITS Operations, Traffic and Support	STATE	STATE 100%	1,600,000	-	-	-	1,600,000	-	1,600,000	0.00%
78925	163.00	Statewide 3rd Party Data Collection	FA	VARIOUS FA	650,000	-	-	(650,000)	-	-	0	100.00%

**SubProgram Balance Report SFY25- Statewide and MAG Sections**

as of **10/28/2024**

Item No	Res ID	Type Of Work	Fund Type	Fund Source	Programmed Budget Beginning Balance	Adjustments <sup>2</sup>	Set Aside <sup>1,2</sup>	Obligated <sup>1,2</sup>	Available <sup>3</sup>	Expected <sup>4</sup>	Available After Expected <sup>7</sup>	% Set Aside, Obligated & Expected
79025	335.00	Statewide Smart Highway Technology Investments	FA	VARIOUS FA	1,049,000	-	-	(42,000)	1,007,000	-	1,007,000	4.00%
79525	214.06	Statewide Regulatory Compliance	STATE	STATE 100%	682,000	-	-	(160,000)	522,000	-	522,000	23.46%
79625	151.00	Statewide Truck Parking	NATL FREIGHT PROG	NATL FREIGHT PROG	1,000,000	-	-	-	1,000,000	-	1,000,000	0.00%
79925	N/A	Non-Federal Statewide Contingency	STATE	STATE 100%	-	-	(21,960)	(3,512,870)	(3,534,830)	(186,365)	(3,721,195)	N/A
3654-25X	335.00	MAG Region Freeway Management System Preservation	STATE 100%	STATE 100%	720,000	-	-	-	720,000	-	720,000	0.00%
3655-25X	345	MAG Region Freeway Service Patrol	STATE 100%	STATE 100%	1,000,000	-	-	-	1,000,000	-	1,000,000	0.00%
3659-25D	211	MAG Region Preliminary Engineering (Management Consultants, 30% Plans Design)	RARF 100%	RARF 100%	2,400,000	-	-	(2,400,000)	-	-	0	100.00%
3660-25R	213	MAG Region Right-Of-Way Advance Acquisition	RARF 100%	RARF 100%	1,500,000	-	-	-	1,500,000	-	1,500,000	0.00%
3661-25R	213	MAG Region Right-of-Way Plans & Titles	RARF 100%	RARF 100%	900,000	-	-	(900,000)	-	-	0	100.00%
3662-25R	213	MAG Region ROW Property Management	RARF 100%	RARF 100%	400,000	-	-	(400,000)	-	-	0	100.00%
3663-25X	227	MAG Region Risk Indemnification	RARF 100%	RARF 100%	2,300,000	-	-	(2,254,776)	45,224	-	45,224	98.03%
4243-25X	335	MAG Regionwide Dynamic Message Signs (DMS)	STATE 100%	STATE 100%	170,000	-	-	-	170,000	-	170,000	0.00%
4271-25D	211	MAG Region Preliminary Engineering (ADOT Staff)	RARF 100%	RARF 100%	1,550,000	-	-	(400,000)	1,150,000	-	1,150,000	25.81%
4272-25D	211	MAG Region Design Change Orders	RARF 100%	RARF 100%	2,500,000	-	-	(190,850)	2,309,150	-	2,309,150	7.63%
4275-25X	166	MAG Region Highway Maintenance (landscape, litter, & sweep)	RARF 100%	RARF 100%	15,845,371	-	-	(15,845,371)	-	-	0	100.00%
5697-25X	227	MAG Regionwide Risk Analysis Process	RARF 100%	RARF 100%	75,000	-	-	-	75,000	(75,000)	0	100.00%
103665-25X	342	MAG Region Unprogrammed Funding	FA	VARIOUS FA	9,348,143	-	-	-	9,348,143	-	9,348,143	0.00%
101548-25X	336	MAG Regionwide - Minor Freeway Improvements	RARF 100%	RARF 100%	10,000,000	-	-	-	10,000,000	-	10,000,000	0.00%
100370-25X	166	South Mountain Freeway Landscape, Litter, & Sweep	RARF 100%	RARF 100%	769,721	-	-	(769,721)	-	-	0	100.00%
49725	234	State RTP Contingency	RARF 100%	RARF 100%	-	-	-	-	-	-	0	N/A
49825	234	Federal RTP Contingency	FA	VARIOUS FA	-	-	-	-	-	-	0	N/A
49925	234	RARF RTP Contingency	STATE 100%	STATE 100%	-	-	-	15,331,796	15,331,796	-	15,331,796	N/A
103666-25X	342	PAG Region Unprogrammed Funding	NHPP	NHPP	6,401,474	-	-	3,215,000	9,616,474	(6,401,474)	3,215,000	49.78%

1 Set Aside = Approved at PRB, not yet authorized; Obligated = Authorized

2 Decreases to Subprograms are negative and increases are positive

3 Available column subtracts Set Aside and Obligated columns from 2025 Budget Column

4 These are amounts that are anticipated through 06/30/25 that are not yet Set Aside/Obligated

5 Non-Federal RARF and SW Contingency shown for tracking only, not used in calculations

Program	Programmed Budget Beginning Balance	Adjustments <sup>2</sup>	Set Aside <sup>1,2</sup>	Obligated <sup>1,2</sup>	Available <sup>3</sup>	Expected <sup>4</sup>	Available After Expected
SW	293,771,514	-	724,515	101,902,258	396,398,286	(88,765,655)	307,632,631
MAG	49,478,235	-	-	(4,613,921)	41,649,314	(6,476,474)	41,574,314
PAG	6,401,474	-	-	-	9,616,474	-	3,215,000
Total <sup>5</sup>	349,651,223	-	724,515	97,288,336	447,664,074	(95,242,129)	352,421,945

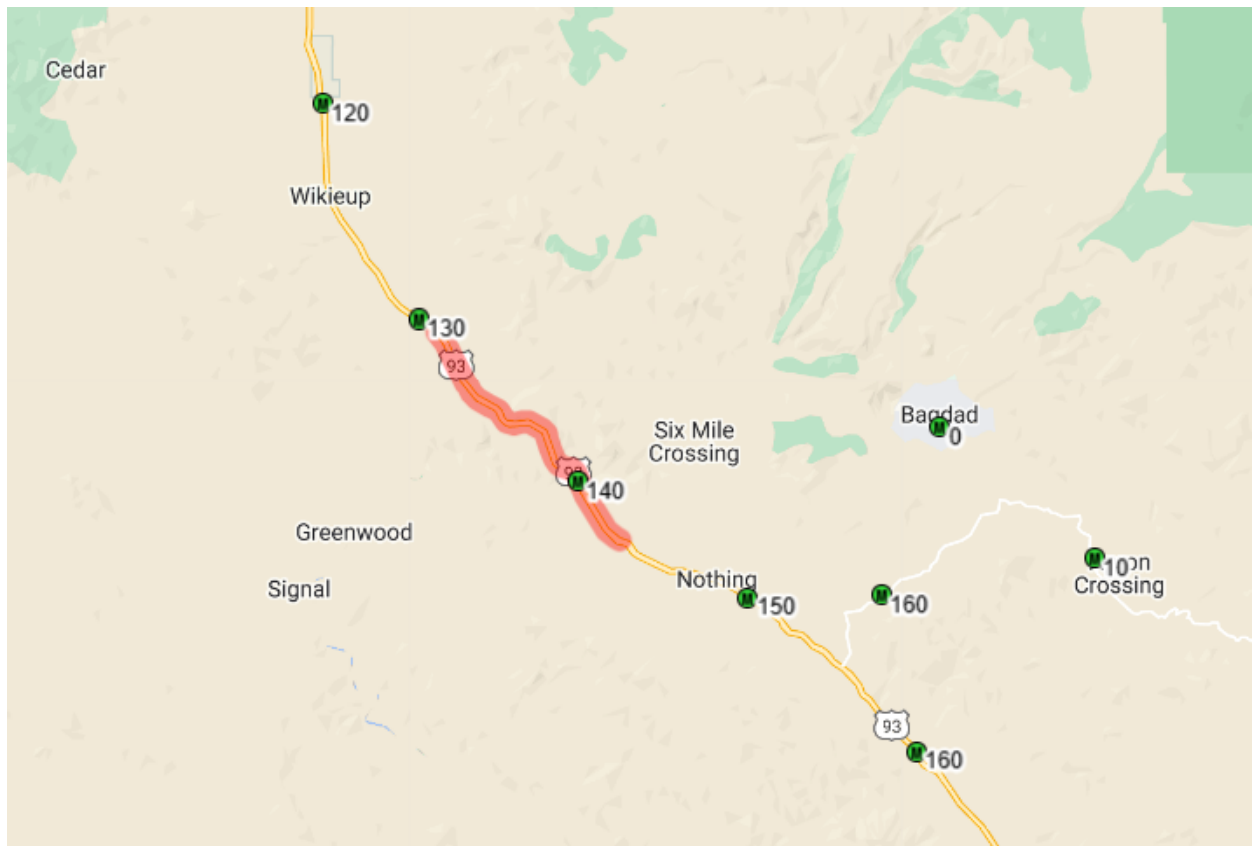
## 7-1 AZ SMART FUND APPLICATIONS

## 8. PPAC - PROJECT MODIFICATIONS AND NEW PROJECTS - DISCUSSION AND POSSIBLE ACTION

8-1

**Route & MP:** 93 @ MP 131.0  
**Project Name:** E OLDEUP HILLSIDE - N OF NOTHING  
**Type of Work:** PAVEMENT REHABILITATION  
**County:** Mohave  
**District:** Northwest  
**Schedule:** FY 20 2026  
**Project:** F064901C TIP#: 103677  
**Project Manager:** Bharat Kandel  
**Program Amount:** \$53,631,000  
**New Program Amount:** \$53,631,000  
**Requested Action:** Advance Project to FY25

---



3. Form Date / 5. Form By:

10/25/2024

Bharat Kandel

4. Project Manager / Presenter:

Bharat Kandel @ (602) 712-8736

205 S 17th Ave, , EM01 - 4983 PROJECT MANAGEMENT

6. Project Name:

E OLDEUP HILLSIDE - N OF NOTHING

7. Type of Work:

PAVEMENT REHABILITATION

8. CPSID: 9. District: 10. Route: 11. County: 12. Beg MP: 13. TRACS #: 14. Len (Mi.): 15. Fed Id #:
GC1Q Northwest 93 Mohave 131.0 F064901C ? 13.0 093-B(225)T

16. Program Budget: \$53,631 17. Program Item #: 103677

18. Current Approved Program Budget: \$53,631 18a. (+/-) Program Budget Request: \$0 18b Total Program Budget After Request: \$53,631

CURRENTLY APPROVED:

19. BUDGET ITEMS:

Table with 4 columns: Item #, Amount, Description, Comments. Row 1: 103677, \$53,631, .

CHANGE / REQUEST:

19A. BUDGET ITEMS:

Table with 4 columns: Item #, Amount, Description, Comments. Row 1: 72526, (\$53,631), . Row 2: 72525, \$53,631, .

CURRENT SCHEDULE:

21. CURRENT FISCAL YEAR: 2026

22. CURRENT BID READY:

23. CURRENT ADV DATE: 10/17/2025

20. JPA #'s: SIGNED: NO ADV: NO

CHANGE REQUEST NEW SCHEDULE:

21A. REQUEST FISCAL YEAR: 2025

22A. REQUEST BID READY:

23A. REQUEST ADV DATE: 1/17/2025

CHANGE IN: 24a. PROJECT NAME: NO 24b. TYPE OF WORK: NO 24c. SCOPE: NO 24d. CURRENT STAGE: STAGE IV

24e. ENVIRONMENTAL CLEARANCE: NO 24f. MATERIALS MEMO COMP: YES
24g. U&RR CLEARANCE: NO 24h. C&S CLEARANCE: YES
24i. R/W CLEARANCE: YES 24j. CUSTOMIZED SCHEDULE: YES
24k. SCOPING DOCUMENT: YES

25. DESCRIPTION OF REQUEST

Advance Project to FY25

26. JUSTIFICATION OF REQUEST

This project is currently programmed for construction in FY26. The design is on schedule to be completed in FY25 and capacity exists to deliver the project in FY25. This request is to advance construction from FY26 to FY25 to advertise this project in FY25.

ICAP is included in the request.

27. CONCERNS OF REQUEST

28. OTHER ALTERNATIVES CONSIDERED

REQUESTED ACTIONS:

CHANGE IN SCHEDULE
CHANGE IN FY

APPROVED / RECOMMENDED ACTIONS:

REQUEST APPROVED
SUBJECT TO PPAC APPROVAL - 11/6/2024

PRB APPROVED

## 8. PPAC - PROJECT MODIFICATIONS AND NEW PROJECTS - DISCUSSION AND POSSIBLE ACTION

8-2

**Route & MP:**

**Project Name:** HSIP CALL-FOR-PROJECTS FY25

**Type of Work:** SCOPING

**County:**

**District:**

**Schedule:**

**Project:** –

**Project Manager:** Larry Talley

**Program Amount:** \$0

**New Program Amount:** \$2,120,000

**Requested Action:** Establish scoping projects

---

3. Form Date / 5. Form By:

10/25/2024

Larry Talley

4. Project Manager / Presenter:

Larry Talley @ (602) 712-7709

1615 W JACKSON ST, , 065R - 6501 TRAFFIC HSIP

6. Project Name:

HSIP CALL-FOR-PROJECTS FY25

7. Type of Work:

SCOPING

8. CPSID: 9. District: 10. Route: 11. County: 12. Beg MP: 13. TRACS #: 14. Len (Mi.): 15. Fed Id #:

16. Program Budget: \$0

17. Program Item #:

18. Current Approved Program Budget:

\$0

18a. (+/-) Program Budget Request:

\$2,120

18b Total Program Budget After Request:

\$2,120

CURRENTLY APPROVED:

19. BUDGET ITEMS:

CHANGE / REQUEST:

19A. BUDGET ITEMS:

Table with 4 columns: Item #, Amount, Description, Comments. Row 1: 70125, \$2,120, .

CURRENT SCHEDULE:

21. CURRENT FISCAL YEAR:

22. CURRENT BID READY:

23. CURRENT ADV DATE:

CHANGE REQUESTNEW SCHEDULE:

21A. REQUEST FISCAL YEAR:

22A. REQUEST BID READY:

23A. REQUEST ADV DATE:

20. JPA #'s: SIGNED: NO ADV: NO

CHANGE IN: 24a. PROJECT NAME: NO 24b. TYPE OF WORK: NO 24c. SCOPE: NO 24d. CURRENT STAGE: NOT APPLICABLE

24e. ENVIRONMENTAL CLEARANCE: NO 24f. MATERIALS MEMO COMP: NO
24g. U&RR CLEARANCE: NO 24h. C&S CLEARANCE: NO
24i. R/W CLEARANCE: NO 24j. CUSTOMIZED SCHEDULE: NO
24k. SCOPING DOCUMENT: NO

25. DESCRIPTION OF REQUEST

Establish scoping projects

26. JUSTIFICATION OF REQUEST

HSIP PDCA recommended that all HSIP applications be scoped before being approved for HSIP design eligibility. This request is to scope the attached list of proposed HSIP projects that were submitted in the FY25 Call for Projects. These projects were submitted for HSIP design eligibility in FY27 and construction eligibility in FY28 or FY29.

27. CONCERNS OF REQUEST

28. OTHER ALTERNATIVES CONSIDERED

REQUESTED ACTIONS:

ESTABLISH A NEW PROJECT

APPROVED / RECOMMENDED ACTIONS:

REQUEST APPROVED
SUBJECT TO PPAC APPROVAL - 11/6/2024

PRB APPROVED



COG/ MPO/ State	Agency	Potential Project	Countermeasure Description	HSIP Fund Type	FY25 HSIP Funding (94.3%; funded from 70125)	FY25 State Match (5.7%; Funded from 70125)	FY25 Local Match (5.7%)	FY25 Total Scoping
STATE	Northwest	SR69, MP 267 - 275	LED Curve warning signs, chevrons &	HSIP	\$ 37,720.00	\$ 2,280.00		\$ 40,000.00
STATE	Northwest	SR68, MP 16.8 -21.8	LED flashing stop signs & Lighting	HSIP	\$ 37,720.00	\$ 2,280.00		\$ 40,000.00
STATE	Northcentra	I-17,SR260, MP 286.5	Truck Escape Ramp	HSIP	\$ 37,720.00	\$ 2,280.00		\$ 40,000.00
STATE	Northwest	SR66, MP 60.27 to 72.09	Passing Lane & Lighting	HSIP	\$ 37,720.00	\$ 2,280.00		\$ 40,000.00
STATE	Northwest	SR95, MP 161.75 to 175.7	CL & EL Rumble Strips/LED Curve signs	HSIP	\$ 37,720.00	\$ 2,280.00		\$ 40,000.00
STATE	Northeast	US191, S of Sanders, MP 358 to 361 (Tribal)	Shoulders, safety edge & CL rumble strips	VRU	\$ 37,720.00	\$ 2,280.00		\$ 40,000.00
STATE	Northwest	SR69, Stoneridge Dr - Navajo Dr	Raised median	VRU	\$ 37,720.00	\$ 2,280.00		\$ 40,000.00
STATE	Northeast	SR377, NB - S of Oasis Trail mp 23.2 to MP 24.2	1.0 mile Passing Lane, w/shoulders & Rumble Strips	HSIP	\$ 37,720.00	\$ 2,280.00		\$ 40,000.00
STATE	Northwest	SR89A, Cemex Plant Dwy to Legend Hills Dr	Paved shoulders, rumble strips,	HSIP	\$ 37,720.00	\$ 2,280.00		\$ 40,000.00
STATE	Northeast	SR377, NB, N of Oasis Trail to MP 27.5	1.5 mile Passing Lane, w/shoulders & Rumble Strips	HSIP	\$ 37,720.00	\$ 2,280.00		\$ 40,000.00
STATE	Northwest	SR95, MP 227.21 to 234.37	Shoulder widening & CL & EL Rumble Strips	HSIP	\$ 37,720.00	\$ 2,280.00		\$ 40,000.00
STATE	Northwest	SR95, MP 189.79 to 196.84	SB Passing Lane w/shoulder	HSIP	\$ 37,720.00	\$ 2,280.00		\$ 40,000.00
STATE	Northeast	US191, N of Burnside MP 423.5 to 426 (Tribal)	Shoulders & rumble strips	HSIP	\$ 37,720.00	\$ 2,280.00		\$ 40,000.00
STATE	Northeast	SR-77 North of Woodruff Rd	Passing Lanes, w/shoulders & Rumble	HSIP	\$ 37,720.00	\$ 2,280.00		\$ 40,000.00

STATE	Northeast	US 191, N of Burnside, MP 419 to 422.5 (Tribal)	Shoulders & Rumble Strips	HSIP	\$ 37,720.00	\$ 2,280.00		\$ 40,000.00
STATE	Southwest	SR72, MP 39 to 46	Shoulder widening & CL & EL Rumble Strips	HSIP	\$ 37,720.00	\$ 2,280.00		\$ 40,000.00
STATE	Southwest	SR72, MP 14 to 22	Shoulder widening & CL & EL Rumble Strips	HSIP	\$ 37,720.00	\$ 2,280.00		\$ 40,000.00
STATE	Northwest	US93, MP 14.59 to 15.98	Concrete barrier	HSIP	\$ 37,720.00	\$ 2,280.00		\$ 40,000.00
STATE	Northeast	US191, Many Farms, MP 460.6 to 464.5 (Tribal)	Shoulders & rumble strips	VRU	\$ 37,720.00	\$ 2,280.00		\$ 40,000.00
STATE	Northcentra	US89 & Burris Ln	2 Lane Roundabout	HSIP	\$ 37,720.00	\$ 2,280.00		\$ 40,000.00
MAG	City of Scottsdale	Goldwater Blvd/Camelback Rd	Reconstruction of Median and Signal Upgrade for Visibility	VRU	\$ 37,720.00		\$ 2,280.00	\$ 40,000.00
MAG	Town of Gilbert	Germann Rd/Power Rd	Positive Offsets, RT lane	HSIP	\$ 37,720.00		\$ 2,280.00	\$ 40,000.00
NACOG	Coconino County	Leupp Rd/Forest Rd 244A	Left Turn Lane	HRRR	\$ 37,720.00		\$ 2,280.00	\$ 40,000.00
MAG	Town of Gilbert	Higley Rd/Guadalupe Rd	Positive Offsets, increase stroage, add SB	HSIP	\$ 37,720.00		\$ 2,280.00	\$ 40,000.00
WACOG	Mohave County	Stockton Hill Rd, Red Wing Canyon Rd to Calle Lucero	5' Shoulders w/safety edge & rumble strips	HRRR	\$ 37,720.00		\$ 2,280.00	\$ 40,000.00
LHMPO	Lake Havasu City	Palo Verde Blvd N/N Havasu Ave	Traffic Signal	VRU	\$ 37,720.00		\$ 2,280.00	\$ 40,000.00
PAG	Pima County	Ina Rd, La Canada Dr to Oracle Rd	Multi-use Path	VRU	\$ 37,720.00		\$ 2,280.00	\$ 40,000.00
YMPO	City of	Ave B/3rd St	Traffic Signal	HSIP	\$ 37,720.00		\$ 2,280.00	\$ 40,000.00
WACOG	Bullhead City	Bullhead Bkwy, Silver Creek Rd to Desert Foothills Dr	Raised Median	HSIP	\$ 37,720.00		\$ 2,280.00	\$ 40,000.00

YMPO	City of Yuma	32nd St/Cielo Verde Dr	Traffic Signal	HSIP	\$ 37,720.00		\$ 2,280.00	\$ 40,000.00
YMPO	City of Yuma	S Frontage Rd/Ave 10E	Traffic Signal & RT Lane	HSIP	\$ 37,720.00		\$ 2,280.00	\$ 40,000.00
MAG	Pinal County	Thompson Rd/Mountain Vista Blvd, San Tan Valley	Traffic Signal	HSIP	\$ 37,720.00		\$ 2,280.00	\$ 40,000.00
LHMPO	Mohave County	London Bridge Rd, County Limit to Retail Ctr Blvd & County Limit to Fathom Dr	High Friction Surfact Treatment & Shoulders w/Safety Edge	HSIP	\$ 37,720.00		\$ 2,280.00	\$ 40,000.00
NACOG	Navajo County	Lone Pine Dam Rd, SR77 to Burton Rd	4' Shoulders w/safety edge & rumble strips	HRRR	\$ 37,720.00		\$ 2,280.00	\$ 40,000.00
MAG	Town of Queen Creek	Gary Rd, Empire Blvd Intersection North 4,000 ft	Street Lighting	VRU	\$ 37,720.00		\$ 2,280.00	\$ 40,000.00
CYMPO	Yavapai County	Williamson Valley Rd, Pioneer Pkwy to Bridle Path	Shoulders w/safety edge & rumble strips	HSIP	\$ 37,720.00		\$ 2,280.00	\$ 40,000.00
NACOG	Yavapai County	Iron Springs Rd, S of Over the Hill Rd	2,500' Passing Lane	HRRR	\$ 37,720.00		\$ 2,280.00	\$ 40,000.00
YMPO	Yuma County	44th St, Ave 12 1/2 E to Colina Ave	Multi-use Path	HRRR/VRU	\$ 37,720.00		\$ 2,280.00	\$ 40,000.00
MAG	City of Glendale	Northern Parkway, Dysart Rd to 143rd Ave	Median Cable Barrier	HSIP	\$ 37,720.00		\$ 2,280.00	\$ 40,000.00
LHMPO	Lake Havasu City	McCulloch Blvd	High Visibility Crosswalks w/inpavement Lights &	VRU	\$ 37,720.00		\$ 2,280.00	\$ 40,000.00
FMPO	City of Flagstaff	US 89, Country Club Dr to Marketplace Dr	Street Lighting & Backplate	VRU	\$ 37,720.00		\$ 2,280.00	\$ 40,000.00
WACOG	Mohave County	White Hills Rd, Mineral Rd to Skipper Blvd	5' Shoulders w/safety edge & rumble strips	HRRR	\$ 37,720.00		\$ 2,280.00	\$ 40,000.00

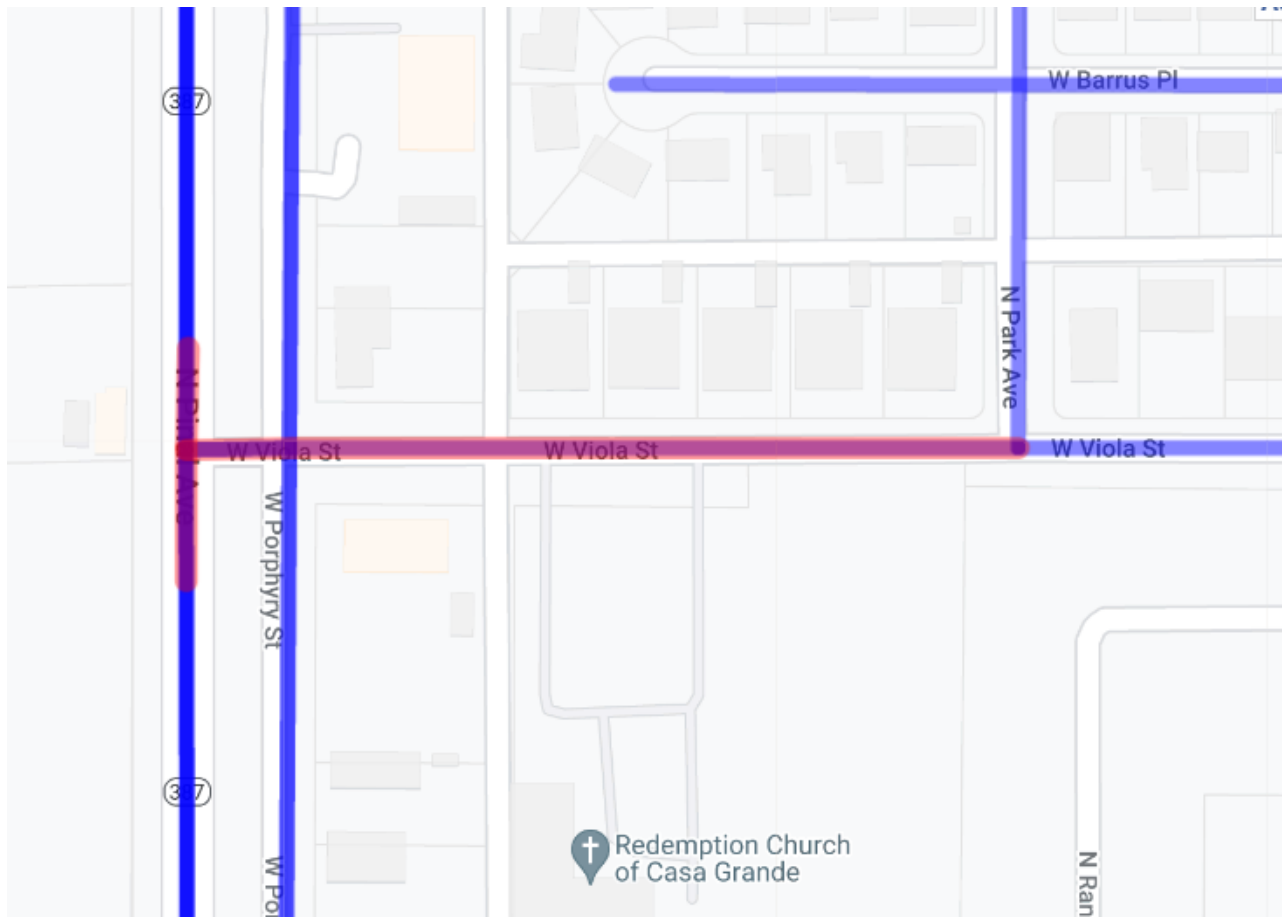
YMPO	City of	Various Locations, 3	HAWKs	VRU	\$ 37,720.00		\$ 2,280.00	\$ 40,000.00
PAG	Pima County	Ruthrauff Rd/Courtney Dr	HAWK	VRU	\$ 37,720.00		\$ 2,280.00	\$ 40,000.00
YMPO	City of Yuma	Redondo Center Dr, 16th St to I-8 Ramps	Horizontal curves flattening	HSIP	\$ 37,720.00		\$ 2,280.00	\$ 40,000.00
CYMPO	Yavapai County	Big Chino Rd, Santa Fe Rd to Feather Mountain Rd	Shoulders w/safety edge & rumble strips	HRRR	\$ 37,720.00		\$ 2,280.00	\$ 40,000.00
MAG	City of Tempe	Various Locations, 4	FYAs & Timing Improvements	HSIP	\$ 37,720.00		\$ 2,280.00	\$ 40,000.00
MAG	City of Phoenix	Various Locations, 3	Const. Signal Improvements	VRU	\$ 37,720.00		\$ 2,280.00	\$ 40,000.00
MAG	City of Phoenix	Thomas Rd/26th St	Const. HAWK	VRU	\$ 37,720.00		\$ 2,280.00	\$ 40,000.00
PAG	City of Tucson	Various Locations, 3	HAWKs	VRU	\$ 37,720.00		\$ 2,280.00	\$ 40,000.00
PAG	City of Tucson	Various Locations, 8	HAWKs	VRU	\$ 37,720.00		\$ 2,280.00	\$ 40,000.00
NACOG	Navajo County	Mogollon Dr, SR277 to SR260	Shoulders, EL rumble strips, sinage, striping	HRRR/VRU	\$ 37,720.00		\$ 2,280.00	\$ 40,000.00
PAG	City of Tucson	Various Locations, 386	Retroreflective Backplates	VRU	\$ 37,720.00		\$ 2,280.00	\$ 40,000.00
MAG	City of Glendale	Various Locations, 11	FYAs	VRU	\$ 37,720.00		\$ 2,280.00	\$ 40,000.00
MAG	Town of Gilbert	Various Locations, 2	HAWKs	VRU	\$ 37,720.00		\$ 2,280.00	\$ 40,000.00
				<b>Total</b>	<b>\$ 2,074,600.00</b>	<b>\$ 45,600.00</b>	<b>\$ 79,800.00</b>	<b>\$ 2,200,000.00</b>

## 8. PPAC - PROJECT MODIFICATIONS AND NEW PROJECTS - DISCUSSION AND POSSIBLE ACTION

8-3

**Route & MP:** 387 @ MP 2.0  
**Project Name:** VIOLA ST AND PINAL AVE  
**Type of Work:** INSTALL HAWK SIGNAL  
**County:** Pinal  
**District:** Southcentral  
**Schedule:** FY 2025  
**Project:** F064201C TIP#: 103643  
**Project Manager:** Wesley Scatena  
**Program Amount:** \$641,000  
**New Program Amount:** \$841,000  
**Requested Action:** Increase budget.

---



3. Form Date / 5. Form By:
10/17/2024
Wesley Scatena

4. Project Manager / Presenter:
Wesley Scatena @ (602) 712-8555
205 S 17TH AVE, , E741 - 4983 PROJECT MANAGEMENT

6. Project Name:
VIOLA ST AND PINAL AVE

7. Type of Work:
INSTALL HAWK SIGNAL

8. CPSID: HL1Q 9. District: Southcentral 10. Route: 387 11. County: Pinal 12. Beg MP: 2.0 13. TRACS #: F064201C ? 14. Len (Mi.): 0.0 15. Fed Id #: 387-A(206)T

16. Program Budget: \$641 17. Program Item #: 103643

18. Current Approved Program Budget: \$641 18a. (+/-) Program Budget Request: \$200 18b Total Program Budget After Request: \$841

CURRENTLY APPROVED:

CHANGE / REQUEST:

19. BUDGET ITEMS:

19A. BUDGET ITEMS:

Table with 4 columns: Item #, Amount, Description, Comments. Row 1: 103643, \$641, VRU 100 pct \$640,700

Table with 4 columns: Item #, Amount, Description, Comments. Row 1: 70125, \$200, VRU 100 pct \$200,300

CURRENT SCHEDULE:

CHANGE REQUESTNEW SCHEDULE:

21. CURRENT FISCAL YEAR: 25
22. CURRENT BID READY: 1/23/2025
23. CURRENT ADV DATE: 2/28/2025

21A. REQUEST FISCAL YEAR:
22A. REQUEST BID READY:
23A. REQUEST ADV DATE:

20. JPA #'s: SIGNED: NO ADV: NO



CHANGE IN: 24a. PROJECT NAME: NO 24b. TYPE OF WORK: NO 24c. SCOPE: NO 24d. CURRENT STAGE: STAGE III

24e. ENVIRONMENTAL CLEARANCE: NO 24f. MATERIALS MEMO COMP: NO
24g. U&RR CLEARANCE: NO 24h. C&S CLEARANCE: NO
24i. R/W CLEARANCE: NO 24j. CUSTOMIZED SCHEDULE: NO
24k. SCOPING DOCUMENT: NO

25. DESCRIPTION OF REQUEST

Increase budget.

26. JUSTIFICATION OF REQUEST

Stage III estimate is over the programmed amount for construction. Increased unit prices and an increase in quantities necessary to meet ADA requirements are cost drivers.

ICAP is included in this request.

27. CONCERNS OF REQUEST

28. OTHER ALTERNATIVES CONSIDERED

REQUESTED ACTIONS:

APPROVED / RECOMMENDED ACTIONS:

CHANGE IN BUDGET

REQUEST APPROVED
SUBJECT TO PPAC APPROVAL - 11/6/2024

PRB APPROVED

**9. MEETING RECORDING AND MINUTES**

The minutes and/or a recording of each meeting will be posted within three business days on the Priority Planning Advisory Committee's Meeting Documents web page at:  
<https://azdot.gov/about/boards-and-committees/priority-planning-advisory-committee>.

**10. UPCOMING MEETINGS**

Listed below are the next regularly scheduled meetings of the Priority Planning Advisory Committee (PPAC). Meetings will be held by teleconference. Times, dates, and location may change and will be announced at the time of the distribution of the agenda.

<b>DEC. 4, 2024</b>	<b>WEDNESDAY</b>	<b>10 a.m.</b>
---------------------	------------------	----------------

**11. ADJOURN PRIORITY PLANNING ADVISORY COMMITTEE MEETING**

---

**WEB LINKS FOR REFERENCE**

*Priority Programming Website:*

<https://azdot.gov/about/boards-and-committees/priority-planning-advisory-committee>

*PPAC Meeting Dates:*

<https://azdot.gov/about/boards-and-committees/priority-planning-advisory-committee/meeting-documents>