



EDGE REPORT

DGVCC PROGRAM
2021

Arizona Criminal Justice Commission

Chairperson
SHEILA POLK
Yavapai County Attorney

Vice-Chairperson
STEVE STAHL,
Law Enforcement Leader

ALLISTER ADEL
Maricopa County Attorney

JEAN BISHOP
Mohave County Supervisor

MARK BRNOVICH
Attorney General

DAVID K. BYERS, Director
Administrative Office of the Courts

LAURA CONOVER
Pima County Attorney

JEFF GLOVER
Tempe Chief of Police

MINA MENDEZ
Board of Executive Clemency

GREG MENGARELLI, Mayor
City of Prescott

CHRIS NANOS
Pima County Sheriff

PAUL PENZONE
Maricopa County Sheriff

KARA RILEY
Oro Valley Chief of Police

DAVID SANDERS
Pima County Chief Probation Officer

DAVID SHINN, Director
Department of Corrections, Rehabilitation, and Reentry

HESTON SILBERT, Director
Department of Public Safety

VACANT
Former Judge

VACANT
County Sheriff

VACANT
Chief of Police

Executive Director
Andrew T. LeFevre

ARIZONA CRIMINAL JUSTICE COMMISSION



The Arizona Criminal Justice Commission (ACJC) is a statutorily authorized entity mandated to carry out various coordinating, monitoring and reporting functions regarding the administration and management of criminal justice programs in Arizona. In accordance with statutory guidelines, the Commission is comprised of 19 members who represent various elements of the criminal justice system in Arizona. Fourteen of the 19 Commissioners are appointed by the Governor and are municipal, county or elected officials. The remaining five are state criminal justice agency heads. Appointed Commissioners serve for two years and terminate when the first regular session of the legislature is convened; they may be re-appointed.

The ACJC was created in 1982 to serve as a resource and service organization for Arizona's 480 criminal justice agencies on a myriad of issues ranging from drugs, gangs, victim compensation and assistance to criminal record improvement initiatives. The ACJC works on behalf of the criminal justice agencies in Arizona to facilitate information and data exchange among statewide agencies by establishing and maintaining criminal justice information archives, monitoring new and continuing legislation relating to criminal justice issues, gathering information, and researching existing criminal justice programs.

Our mission is to continuously address, improve, sustain, and enhance public safety in the State of Arizona through the coordination, cohesiveness, and effectiveness of the Criminal Justice System.

This report was prepared by:
Ashley Mully, Program Coordinator
Siyeni Yitbarek, Program Coordinator
Tony Vidale, Deputy Director

Introduction	1
Drug and Gang Enforcement Account	2
Apprehending Drug Offenders	6
Drug Removals	11
Prosecuting Drug Offenders	14
Adjudication	21
Forensic Drug Evidence Analysis	23
Attorney General Civil Asset Forfeitures	26
Account History	29
Criminal Justice Systems Improvement	30
Apprehension Task Force Activities	32
Apache County - Apache County Cooperative Enforcement Narcotics Team (ACCENT)	36
Cochise County - Narcotics Enforcement Team (CCNET)	40
Coconino County - Northern Arizona Street Crimes Task Force (METRO)	44
Gila County - Drug, Gang and Violent Crimes Task Force	48
Graham County - Southeastern Arizona Narcotic Task Force	52
Greenlee County - Narcotics Task Force (GCNTF)	55
La Paz County - La Paz County Narcotics Task Force (LPCNTF)	58
Maricopa County - Salt River Police Department Special Investigations Task Force	61
Mohave County - Mohave Area General Narcotics Enforcement Team (MAGNET)	65
Navajo County - Major Crimes Apprehension Team (MCAT)	69
Pima County - Counter Narcotics Alliance (C.N.A.)	73
Pinal County Narcotics Task Force (PCNTF)	77
Santa Cruz County - HIDTA Investigative Task Force (SCCHITF)	81
Yavapai County - Partners Against Narcotics Trafficking (PANT)	85
Yuma County - Yuma County Narcotics Task Force (YCNTF)	89
Prosecution Task Force Activities	93
Apache County Attorney's Office	98
Cochise County Attorney's Office	103
Coconino County Attorney's Office	109
Gila County Attorney's Office	114
Graham County Attorney's Office	119
Greenlee County Attorney's Office	124
La Paz County Attorney's Office	129
Maricopa County Attorney's Office	134
Mohave County Attorney's Office	139
Navajo County Attorney's Office	144
Pima County Attorney's Office	149
Pinal County Attorney's Office	155
Tucson City Attorney's Office	161
Yavapai County Attorney's Office	166

(Continued from previous page)

Yuma County Attorney's Office	171
Civil Forfeiture Activities	176
Arizona Attorney General's Statewide Financial Remedies Section	177
Forensics Drug Evidence Analysis Activities	180
DPS Crime Lab Support for Drug and Gang Enforcement	183
Tucson Police Department Enhanced Drug Forensics	185
Court Adjudication Activities	189
Arizona Supreme Court Anti-Drug Adjudication	190
Medicaid Fraud Activities	193
Arizona Attorney General's Office Medicaid Fraud	194
Corrections Activities	197
Arizona Department of Corrections.....	198
Criminal Justice Records Improvement Activities	201
AZ Criminal Records Infrastructure Improvement Assessment	202
Statutory References	203

Introduction

Arizona Revised Statute (ARS) §41-2405(A)11 requires the Arizona Criminal Justice Commission to submit to the Governor, the President of the Senate, and the Speaker of the House of Representatives an annual report on law enforcement activities funded by the Drug and Gang Enforcement Account (Account) or the Criminal Justice Enhancement Fund (CJEF) as they relate to illicit drugs and drug-related gang activity. This annual report requirement was established in 1990.

The Drug and Gang Enforcement Account, established in 1987 by ARS §41-2402, is used to enhance efforts to deter, investigate, prosecute, adjudicate and punish drug offenders. Funds in the Drug and Gang Enforcement Account are from the following sources:

- 1) Federal monies made available to states by grants under the Edward Byrne Memorial Justice Assistance Grant Program;
- 2) Mandatory fines collected for felony drug offense convictions as authorized by ARS, Title 13, Chapter 34;
- 3) Appropriations to the account by the Legislature; and
- 4) Local cash match funds furnished by grantees.

In 1987, the Arizona Criminal Justice Commission (ACJC) developed and implemented a Statewide Enhanced Drug Enforcement Strategy, as required to qualify for federal formula grant assistance monies for drug control. The strategy was designed to be compatible with the statutory requirements that created the Drug and Gang Enforcement Account. The current four-year strategy was developed in 2016 and is the framework within which the Arizona Criminal Justice Commission allots and distributes all monies in the account. A formal application system and extensive open meeting process are utilized by the Arizona Criminal Justice Commission for awarding grant funds from the account.

The Criminal Justice Enhancement Fund (CJEF) was established by ARS §41-2401. This statute details those entities that shall receive monies from the CJEF by percentage amounts and the purposes for utilization of the monies.

This report provides summary information on projects receiving funds from the Drug and Gang Enforcement Account and on projects funded by the Criminal Justice Enhancement Fund during FY 2021 (July 1, 2020 to June 30, 2021) relating to drug activity or drug-related street gang activity. The data in this report are only those data generated from funded projects. Many other valuable and productive drug and gang enforcement and prevention activities are conducted throughout the state-fund entirely by federal, state, local, and county authorities, without enhancement monies, and are therefore not reported to ACJC.

Drug and Gang Enforcement Account

Funding

In FY 2021, the Arizona Criminal Justice Commission awarded a combined total of \$9,291,110 in funds for 38 projects in the state. Of this amount, \$3,186,331 (34-percent) was awarded in federal funds from the Byrne Justice Assistance Grant Program, \$3,854,072 (42-percent) from state drug offense fines, and \$2,250,707 (24-percent) from local match funds.

The Byrne Justice Assistance Grant was awarded to the Arizona Criminal Justice Commission by the U. S. Department of Justice under a formula grant. ACJC must apply for this grant on an annual basis. State drug fines consisted of non-appropriated funds collected from mandatory fines for felony drug offense convictions. In addition, each year the Commission sets the match requirement for approved drug control projects.

Figure 1 shows program funding levels from FY 2017 to FY 2021. These amounts are displayed by fund source. **Figure 2** shows program levels since FY 1995. Funding was set at \$8.8 million in FY 1995 and reached a historic high of \$17 million in FY 2010. The \$9.2 million in drug control program projects in FY 2021, including Criminal Justice Records Improvement Program (CJRIP) funding, was an increase in funding compared to the \$8.7 million allocated for projects in FY 2019. CJRIP projects are managed through the Systems Improvement Program and \$186,280 in funding was allocated in FY2021.

The Commission opted to set the match requirement at zero in fiscal years 2010 through 2012 to ease the financial burden on state and local agencies experiencing their budget challenges. Due to declining federal funds, the Commission established a match requirement of 20-percent for FY 2013 and FY 2014. In FY 2015, with input from grant recipients, the match requirement was increased to 25-percent, the maximum allowable under program rules, and it remained at that level in FY 2021.

Figure 1:
Program Fund Sources FY 2017 - FY 2021

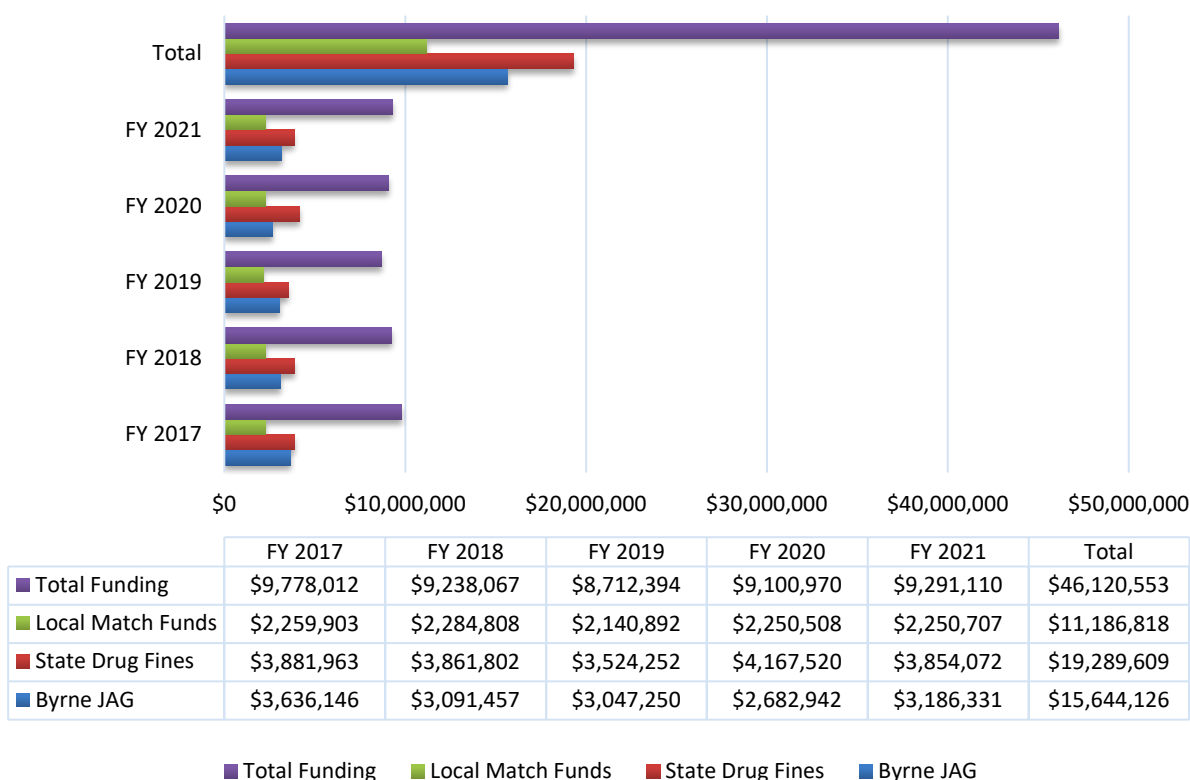
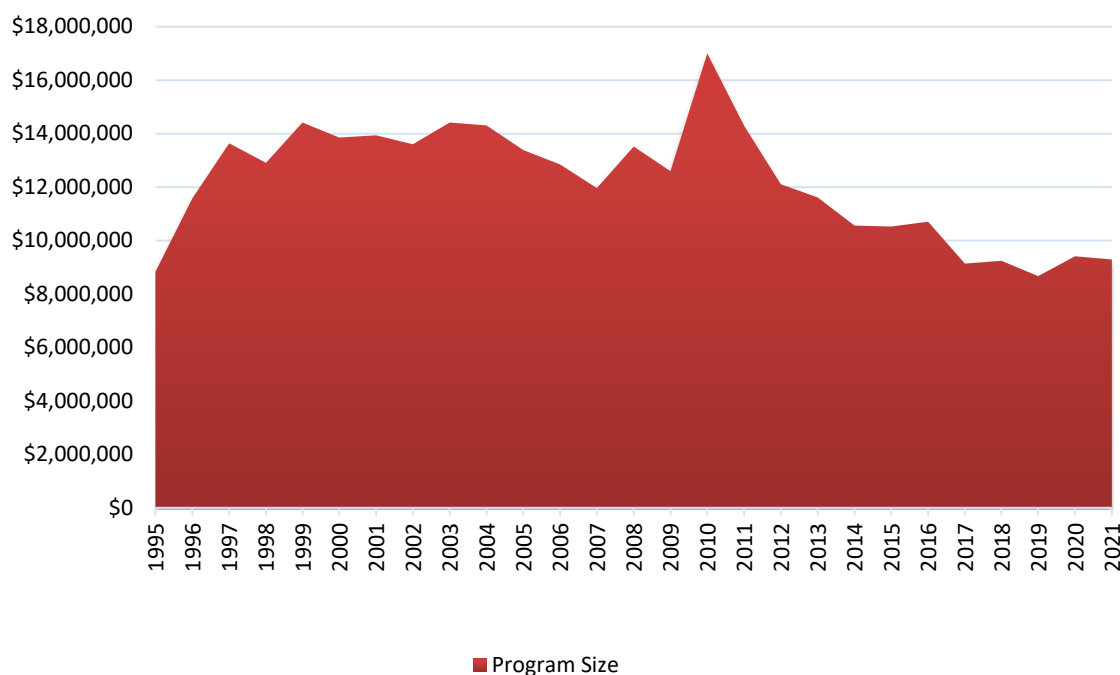


Figure 2: Program Size Since FY 1995

Grant Awards

The Commission established seven purpose areas under the Drug, Gang, and Violent Crime Program in accordance with the Statewide Enhanced Drug Enforcement Strategy and the Drug and Gang Enforcement Account Program rules. The seven areas were apprehension, prosecution; forensic support services; adjudication and sentencing; corrections and community corrections; substance abuse treatment for corrections-involved individuals; and prevention and education. Also, the Commission set aside five percent of the Byrne Justice Assistance Grant award for criminal records improvement efforts under the Systems Improvement Program for CJRIP.

In FY 2021, drug apprehension projects consisting of 15 multi-jurisdictional, multi-agency drug task forces established in 15 counties in the State of Arizona received funding from the account. In addition to these projects, 17 full-time dedicated drug prosecution projects were funded in 15 counties and enhanced drug forfeiture case efforts through the Attorney General's Office. Rounding out the funding in FY 2021 was a drug adjudication project funded through the Arizona Administrative Office of the Courts, a corrections drug treatment project funded through the Arizona Department of Corrections, and two forensic support projects through the Arizona Department of Public Safety and The Tucson Police Department. During FY 2021, under the strategy to improve criminal history records, Criminal Justice Records Improvement Program (CJRIP) funds were allocated to the Administrative Office of the Courts (AOC) to complete the Arizona Protective Order Initiation and Notification Tool (AZPOINT) system and update the E-Warrant forms. The AZPOINT is a new web-based system that the courts use statewide to store all protective orders issued by the state. The AZPOINT system's goal is to enhance the safety of individuals protected by domestic violence or civil protection orders issued by an Arizona judge to make the protective order process more accessible, more efficient, and more effective for the plaintiffs and law enforcement. In furtherance of this goal, Arizona enters Protective Orders into the National Crime Information Center (NCIC), thereby increasing the accessibility and enforceability of these orders to law enforcement officials nationwide. Also, the AOC needed to rewrite the Arizona State e-Warrant forms due to updates to the AZ Rules of Criminal Procedure. The CJRIP project's cost was \$186,280.

Table 1 below shows approved awards by project type, expenditure type, and funding source. In FY 2021, direct personnel costs made up 88-percent of the total expenditures from the account, with 12-percent

allocated to contracting services. Although not reflected in the table, the Medicaid Fraud project through the Attorney General's Office served as matching funds for a federal grant earning three federal dollars for every state dollar expended.

Table 2 displays funding awards to all FY 2021 projects broken out by county and by type of project. The majority of project dollars were allocated to Pima County (18.2-percent), followed by Maricopa County (15.6-percent) and state agencies serving all 15 counties (15.4-percent). Of the remaining counties, nine received funding over \$300,000.

Table 1 FY 2021 Approved Awards and Funding Sources							
	Apprehension	Prosecution	Forensic Support	Adjudication & Corrections	CJRIP	Medicaid Fraud	Total
<i>Expenditure Type:</i>							
Personal Services	\$1,095,558	\$2,880,382	\$313,585	\$860,726	\$0	\$56,299	\$5,206,550
Employee Related Exp.	\$851,913	\$984,076	\$115,519	\$475,741	\$0	\$45,701	\$2,472,950
Overtime	\$512,946	\$0	\$0	\$0	\$0	\$0	\$512,946
Professional & Outside Svs.	\$795,947	\$0	\$0	\$100,000	\$186,280	\$0	\$1,082,227
Travel - In State	\$0	\$0	\$0	\$0	\$0	\$0	\$0
Travel - Out of State	\$0	\$0	\$0	\$0	\$0	\$0	\$0
Confidential Funds	\$0	\$0	\$0	\$0	\$0	\$0	\$0
Supplies	\$0	\$0	\$0	\$0	\$0	\$0	\$0
Registration/Training Fees	\$0	\$0	\$0	\$0	\$0	\$0	\$0
Other Operating Exp.	\$0	\$0	\$0	\$0	\$0	\$0	\$0
Equipment	\$0	\$0	\$16,436	\$0	\$0	\$0	\$16,436
Total	\$3,256,364	\$3,864,458	\$445,540	\$1,436,467	\$186,280	\$102,000	\$9,291,109
<i>Funding Source:</i>							
Federal-Regular Byrne/JAG	\$1,124,437	\$1,554,949	\$285,665	\$35,000	\$186,280	\$0	\$3,186,331
State	\$1,317,836	\$1,343,396	\$48,490	\$1,042,350	\$0	\$102,000	\$3,854,072
Local Match	\$814,091	\$966,114	\$111,385	\$359,117	\$0	\$0	\$2,250,707
Total	\$3,256,364	\$3,864,458	\$445,540	\$1,436,467	\$186,280	\$102,000	\$9,291,109

Table 2 Total FY 2021 Approved Awards by County			
<u>Apache County</u>		<u>Mohave County</u>	
Apprehension	\$225,301	Apprehension	\$336,832
Adjudication	\$29,619	Adjudication	\$152,265
Prosecution	\$90,635	Prosecution	\$156,292
Total	\$345,555	Total	\$645,389
<u>Cochise County</u>		<u>Navajo County</u>	
Apprehension	\$122,971	Apprehension	\$238,833
Adjudication	\$44,282	Adjudication	\$141,192
Prosecution	\$152,218	Prosecution	\$123,117
Total	\$319,471	Total	\$503,142
<u>Coconino County</u>		<u>Pima County</u>	
Apprehension	\$283,494	Apprehension	\$687,640
Adjudication	\$50,417	Forensic Analysis	\$65,307
Prosecution	\$132,461	Adjudication	\$244,483
Total	\$466,372	Prosecution	\$692,621
		Total	\$1,690,051
<u>Gila County</u>		<u>Pinal County</u>	
Apprehension	\$331,654	Apprehension	\$141,380
Adjudication	\$58,634	Adjudication	\$144,180
Prosecution	\$66,567	Prosecution	\$184,771
Total	\$456,855	Total	\$470,331
<u>Graham County</u>		<u>Santa Cruz County</u>	
Apprehension	\$26,934	Apprehension	\$43,688
Adjudication	\$58,493	Adjudication	\$0
Prosecution	\$55,000	Prosecution	\$0
Total	\$140,427	Total	\$43,688
<u>Greenlee County</u>		<u>Yavapai County</u>	
Apprehension	\$31,967	Apprehension	\$353,946
Adjudication	\$0	Adjudication	\$80,314
Prosecution	\$42,849	Prosecution	\$120,178
Total	\$74,816	Total	\$554,438
<u>La Paz County</u>		<u>Yuma County</u>	
Apprehension	\$73,643	Apprehension	\$241,556
Adjudication	\$20,790	Adjudication	\$23,656
Prosecution	\$70,426	Prosecution	\$263,373
Total	\$164,859	Total	\$528,585
<u>Maricopa County</u>		<u>Statewide</u>	
Apprehension	\$116,525	Adjudication	\$29,189
Adjudication	\$258,954	Corrections	\$100,000
Prosecution	\$1,076,521	Forensic Analysis	\$380,233
Total	\$1,452,000	Prosecution	\$637,429
		CJRIP	\$186,280
		RX Medicaid Fraud	\$102,000
		Total	\$1,435,131

Apprehending Drug Offenders

Arrest Activity

During FY 2021, apprehension project activities resulted in 3,044 drug-related arrests ([Figure 3](#)). These arrests are a 23-percent decrease from FY 2020 (3,963). [Figure 4](#) shows arrests by drug type. There were 371 arrests for marijuana (including hashish), accounting for 12-percent of drug-related arrests. These arrests represent a 49-percent decrease in marijuana arrests below the previous fiscal year and are the lowest in the past five years. Methamphetamine/amphetamine arrests totaled 1,037 and comprised 34-percent of all drug arrests for FY 2021. Arrests for methamphetamine/amphetamine increased 21-percent from FY 2020 (854 arrests). Over a 5-year period (FY 2017 – FY 2021), the FY 2018 methamphetamine/amphetamine arrest figure was the highest. Heroin arrests made up 12-percent of drug arrests with 370, a 44-percent decrease from FY 2020, and the lowest number of arrests for heroin in the past five years. FY 2017 was the largest number of heroin arrests over the last ten fiscal years (2011 to 2021). The number of arrests for cocaine (both powder and crack cocaine) decreased 25-percent from FY 2020 and comprised five percent of all drug arrests in FY 2021. The number of cocaine arrests dropped 60-percent from FY 2017.

Figure 3: Drug Arrest Comparison, FY 2017 - FY 2021

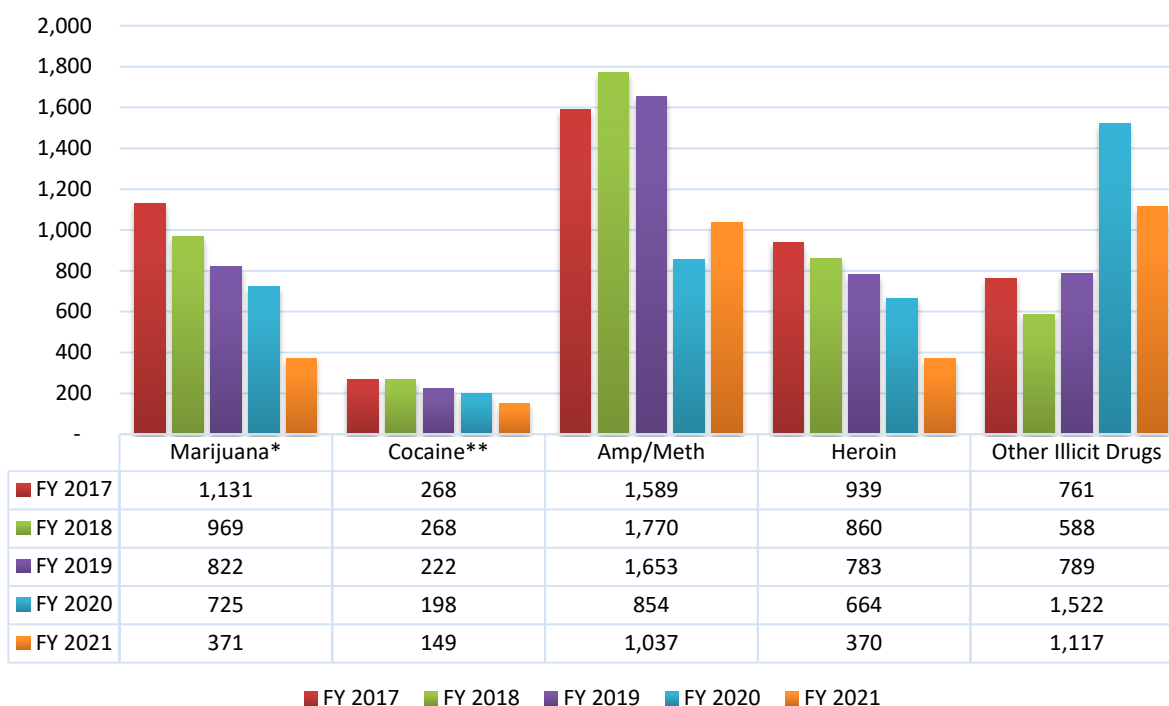
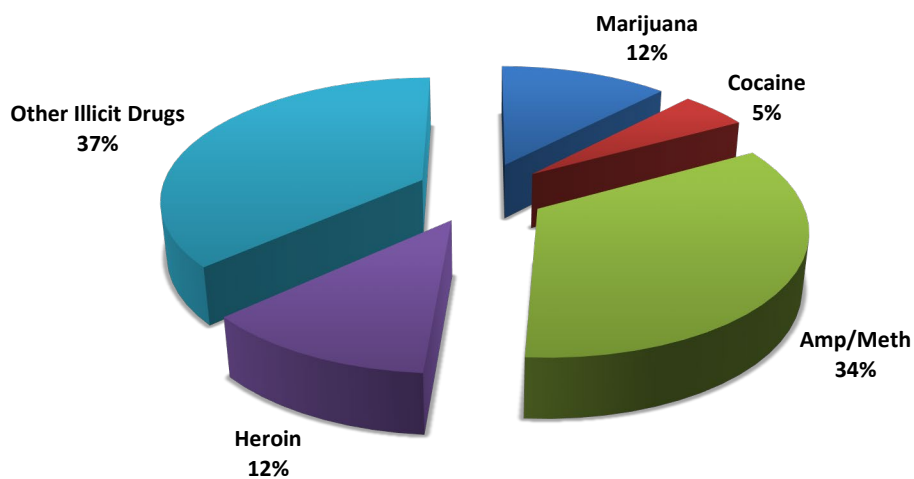


Figure 4: Arrests by Drug Type, FY 2021



Arrest Demographics

In FY 2021, the most common arrestees among drug task forces were males, over 18 years of age, and Caucasians. [Figure 5](#) shows arrests by age and gender, and [Figure 6](#) shows arrests by race or origin. Males over 18 years of age accounted for 71-percent of all arrests by task forces. Caucasians represented 51-percent of all task force-related arrests. Hispanics accounted for 37-percent of all arrests, followed by African Americans at six percent. Females over 18 years of age were the second-highest age/gender group to be arrested for a drug crime by funded task forces at 27-percent. Also, of all task force arrests, males under 18 years of age accounted for two percent of all task force arrests, while females under 18 comprised less than one percent.

Figure 5: Arrest - Age/Gender, FY 2021

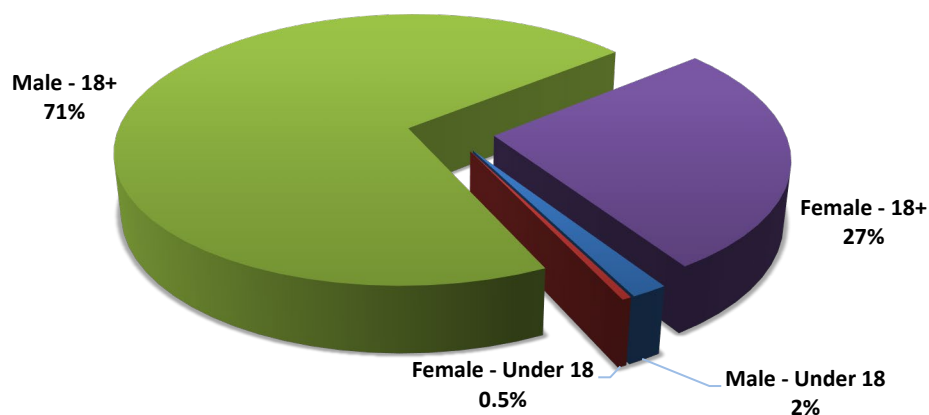
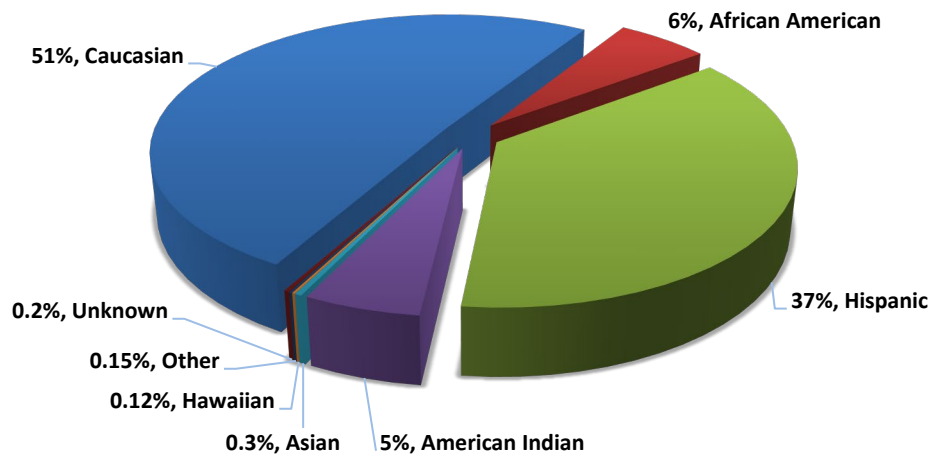
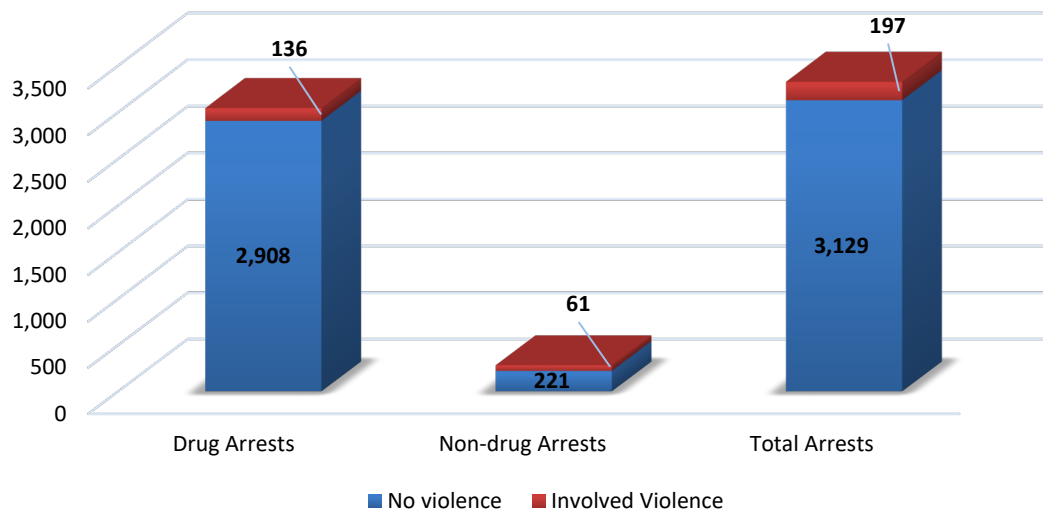


Figure 6: Arrests - Race/Origin, FY 2021**Figure 7: Drug/Non-Drug Arrests, FY 2021**

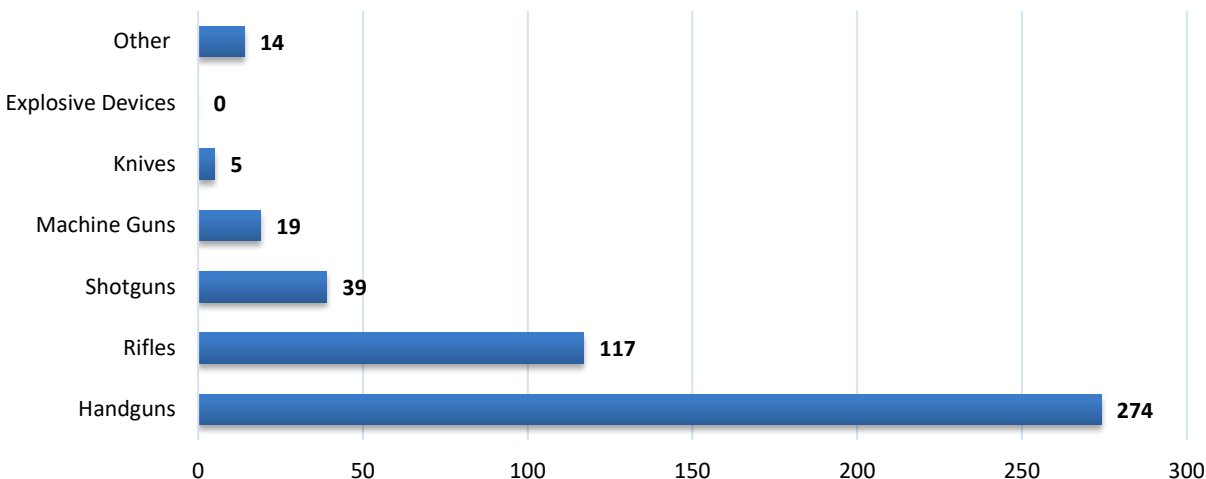
Taskforce personnel arrested 3,326 individuals in FY 2021. This arrest total includes individuals arrested for drug and non-drug offenses, as well as violent offenses ([Figure 7](#)). The majority of all task force arrests (91-percent) were for offenses involving drugs (3,044), with 136 (five percent) of these drug arrests involving some type of violence. Non-drug arrests (282) accounted for nine percent of arrests, with 61 (22-percent) of these arrests involving some type of violence. Of the total arrests made by task forces, both drug and non-drug arrests, six percent were reported to have involved a form of violence.

Asset Seizures

In addition to arresting drug offenders, task forces seized an estimated total value of over \$9.6 million in assets from drug and violent crime offenders ([Table 3](#)). Assets seized included 136 vehicles totaling an estimated value of \$995,378. The number of vehicles seized in FY 2021 was 21-percent less than the number seized in FY 2020 (171). Officers removed 468 weapons from the streets ([Figure 8](#)), with a total estimated value of \$220,323. Of the weapons seized in FY 2021, the weapon type most often removed were handguns (59-percent), followed by rifles (25-percent) and shotguns (eight percent). Taskforce personnel also seized currency and other property with an estimated value exceeding \$8.4 million.

Table 3: Asset Seizure and Values				
	FY 2020		FY 2021	
	<u>Seized</u>	<u>Value</u>	<u>Seized</u>	<u>Value</u>
Vehicles	171	\$1,527,044	136	\$995,378
Weapons	287	\$107,133	468	\$220,323
All Other		\$13,111,157		\$8,427,118
Total Value		\$14,745,334		\$9,642,819

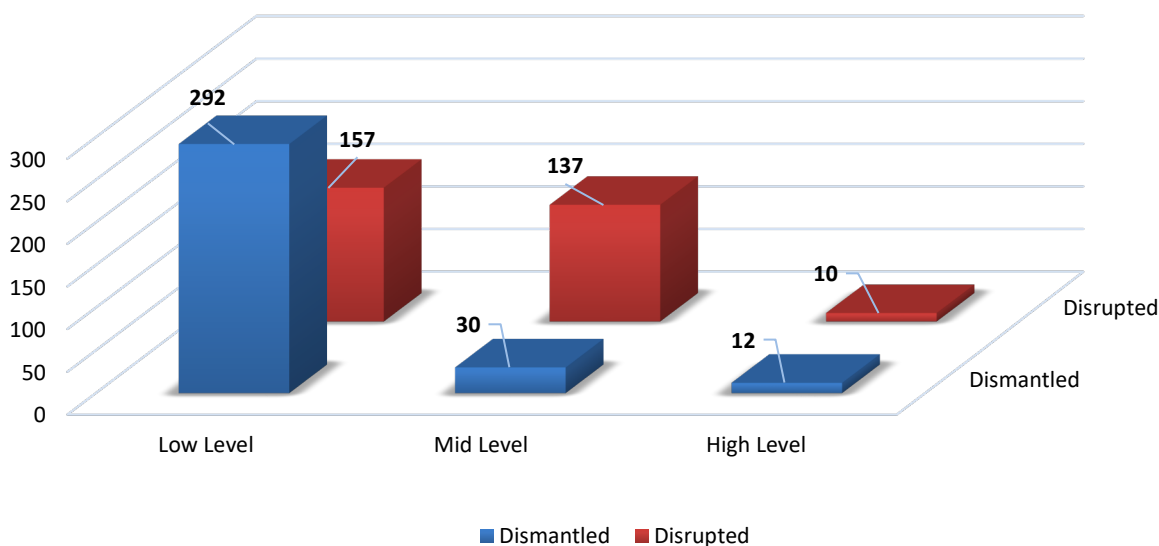
Figure 8: Weapons Seized, FY 2021



Drug Trafficking Organizations

Apprehension project activities include drug interdictions and assists, pursuing investigative leads and tips, serving search warrants, and disrupting or dismantling Drug Trafficking Organization's (DTO's), as well as numerous other efforts to combat drug, gang, or violent criminal activities. DTO's consist of five or more people, organized in some fashion, who gain substantial income from a continuing series of drug-related activities. A DTO is dismantled when the criminal organization is put out of existence or broken up to the extent that the same criminal organization's reconstruction is impossible. A DTO is disrupted when there is significant interference in the conduct of the normal and effective operation by the targeted organization, as indicated by changes in organizational leadership, trafficking patterns, or drug production methods. Data collected by the task force include DTO's that are classified as low-level (street dealer), mid-level (distributor or retailer), or high-level (manufacturer or supplier). [Figure 9](#) shows in FY 2021, task forces dismantled 334 DTO's, the majority of which (87-percent) were low-level organizations followed by mid-level organizations (nine percent). The number dismantled represents an increase of 87-percent over the previous fiscal year when 179 DTO's were dismantled. Task forces also disrupted 304 DTO's in FY 2021; most (52-percent) were low-level organizations, followed by mid-level organizations (45-percent). The total number of DTOs disrupted increased one percent from FY 2020 (300).

Figure 9: Drug Trafficking Organizations, FY 2021



Drug Removals

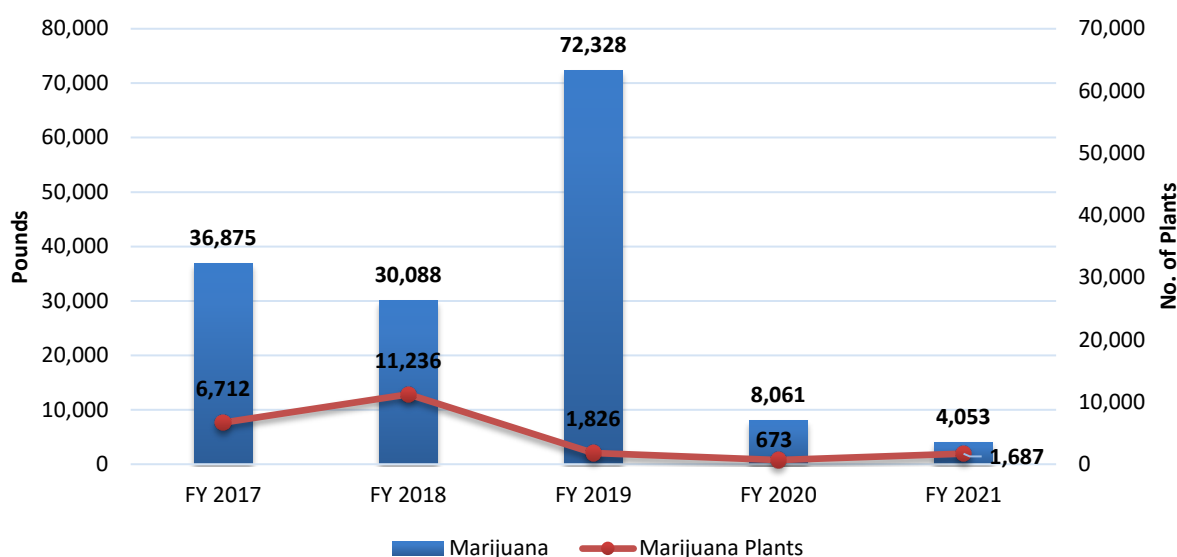
The removal of illicit drugs from the community serves as one of the many benefits of funded task forces in Arizona. During FY 2021, task forces removed marijuana and numerous other drug types, including cocaine, methamphetamine, heroin, LSD, PCP, other hallucinogens, stimulants, and depressants. The estimated street value of these drugs is \$115,924,797.

Marijuana removals continue to represent a significant portion of task force activities statewide, with 8,061 pounds removed and 673 plants with a combined estimated street value over \$24.5 million. Cocaine and crack removals totaled 900 pounds and an estimated combined street value of \$16.3 million. Methamphetamine removals totaled 2,283 pounds and had an estimated street value of \$26.5 million. Heroin removals totaled 180 pounds with an estimated street value of \$4.4 million.

Marijuana

Overall, marijuana (including marijuana plants) is the fourth-highest drug involved in task force arrests (362 arrests). The amount of marijuana removed ([Figure 10](#)) in FY 2021 (4,053 pounds) decreased 50-percent below the quantity removed in FY 2020 (8,061 pounds). In addition, the number of marijuana plants removed increased from 673 in FY 2020 to 1,687 in FY 2021, an increase of 151-percent. The amount of marijuana seized in FY 2021 was the lowest amount over the last ten years. The top five task forces for marijuana removals (excluding plants) in FY 2021 were from Cochise County, Navajo County, Pima County, Pinal County, and Yavapai County. The top four task forces for marijuana plant removals were Apache County, Coconino County, Navajo County, and Yavapai County.

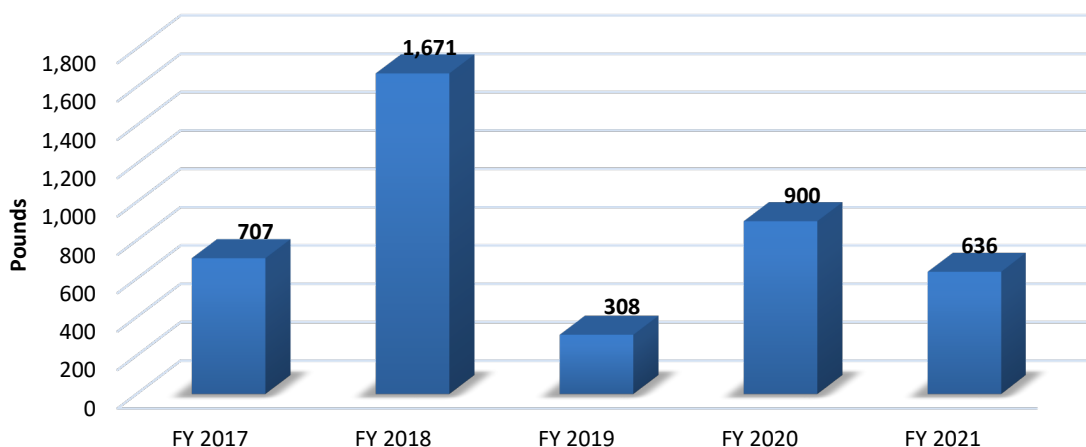
Figure 10: Marijuana Removals, FY 2017 - FY 2021



Cocaine

The amount of cocaine removed in FY 2021 decreased by 29-percent from the previous fiscal year ([Figure 11](#)). In FY 2021, 636 pounds of cocaine were removed from Arizona streets by the grant-funded task forces. These removals represent a decrease in seizures of 264 pounds from FY 2020. Crack cocaine and powder cocaine are included in these numbers. The amount of cocaine seized in FY 2018 was the highest amount over the last five years. The top five task forces for cocaine removals in FY 2021 were from La Paz County, Maricopa County, Pima County, Santa Cruz County, and Yuma County.

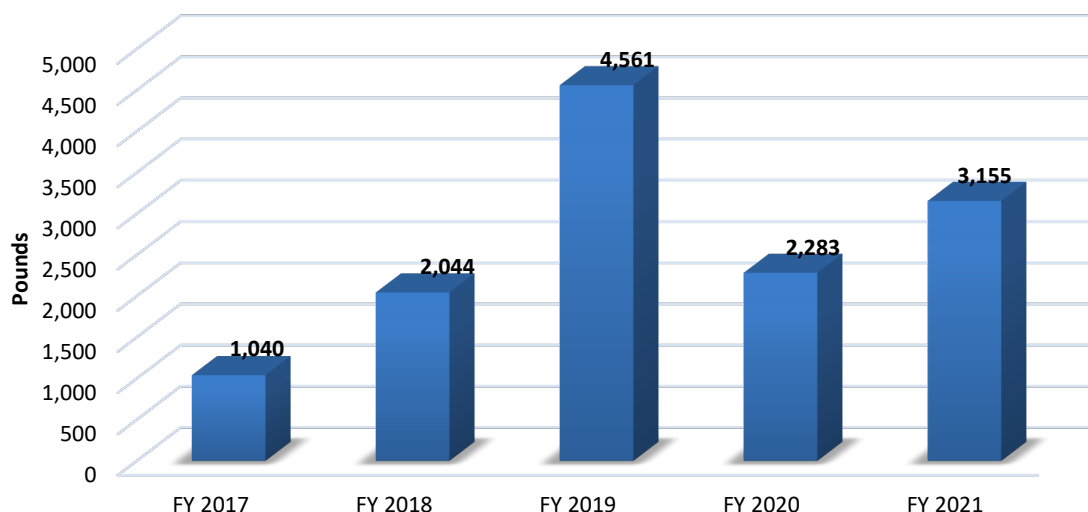
Figure 11: Cocaine Removals, FY 2017 - FY 2021



Methamphetamine

The quantity of methamphetamine removed by funded task forces increased by 38-percent in FY 2021 over the previous fiscal year ([Figure 12](#)). In FY 2021, 3,155 pounds of methamphetamine were removed from Arizona streets. The top five task forces for methamphetamine removals in FY 2021 were Coconino County, Navajo County, Pima County, Yavapai County, and Yuma County.

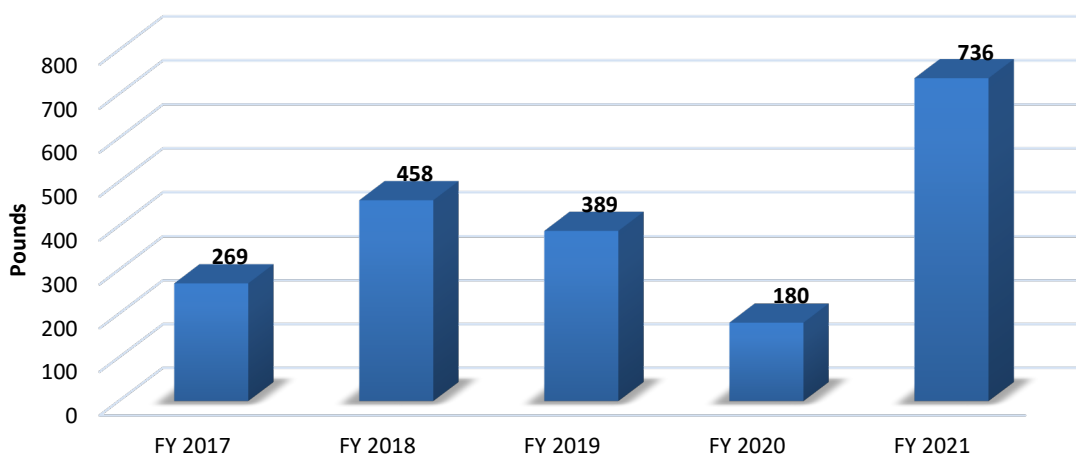
Figure 12: Methamphetamine Removals, FY 2017 - FY 2021



Heroin

The quantity of heroin removed by funded task forces increased by 309-percent in FY 2021 over the previous fiscal year ([Figure 13](#)). In FY 2021, 736 pounds of heroin were removed from Arizona streets. The top five task forces for heroin removals in FY 2021 were Coconino County, Maricopa County, Pima County, Pinal County, and Santa Cruz County.

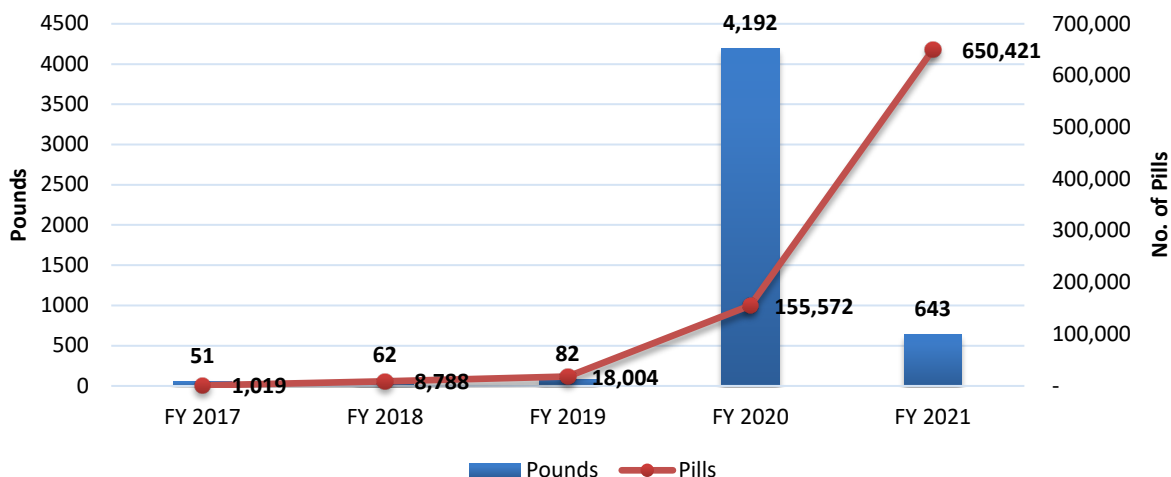
Figure 13: Heroin Removals, FY 2017 - FY 2021



Fentanyl

ACJC began tracking Task Force seizures and purchases of Fentanyl in FY 2017 ([Figure 13a](#)). During FY 2021, funded task forces reported seizing 643 pounds of fentanyl and 650,421 fentanyl pills, with an estimated combined value of over \$31.6 million. The fentanyl seized in FY 2021 (643 pounds) represents a decrease of 85-percent over the amount seized the previous fiscal year (4,192 pounds). The fentanyl pills seized in FY 2021 (650,421 pills) represent a 318-percent increase over the number seized the previous fiscal year (155,572 pills). The top five task forces for fentanyl removals (pounds) in FY 2021 were Navajo County, Pinal County, Santa Cruz County, Yavapai County, and Yuma County. All the fentanyl pills were removed from only two counties: Coconino County and Pima County.

Figure 13a: Fentanyl Seizures



Prosecuting Drug Offenders

There was a total of 26,089 prosecutions of individuals by funded grant projects throughout the state in FY 2021. Of this amount, 18,660 (72-percent) involved drug crimes. During the grant year, 13,740 individuals were convicted as a result of prosecutions under this program. Of this amount, 9,830 convictions (72-percent) involved drug crimes.

In FY 2021, 31,624 drug-related cases were referred for prosecution, a 21-percent decrease from FY 2020 (40,086). Of these referrals, 59-percent of these cases moved forward for prosecution. Prosecutors declined 12,211 (39-percent) of the drug cases referred. In FY 2021, eight percent of drug cases referred for prosecution were declined due to department report problems, a 1.4-percent increase from FY 2020. Of the drug cases prosecuted in FY 2021, 44-percent resulted in convictions, and 56-percent were dismissed with or without prejudice.

Prosecution Activity

In FY 2021, the drug offense type most often prosecuted was for possession or concealment of drugs (72-percent), followed by distribution or sales at 7-percent ([Figure 14](#)). Of all the crimes (both drug and non-drug) prosecuted by prosecution projects, 89-percent were felony prosecutions, and 11-percent were misdemeanor prosecutions ([Figure 15](#)). The drug most often involved in drug prosecutions ([Figure 16](#)) was methamphetamine, with 38-percent. These prosecutions were followed by fentanyl-related prosecutions with 17-percent. Other illicit drug prosecutions followed with 16-percent, and paraphernalia offenses made up 11-percent of all prosecutions.

Figure 14: Drug Prosecutions by Offense Type, FY 2021

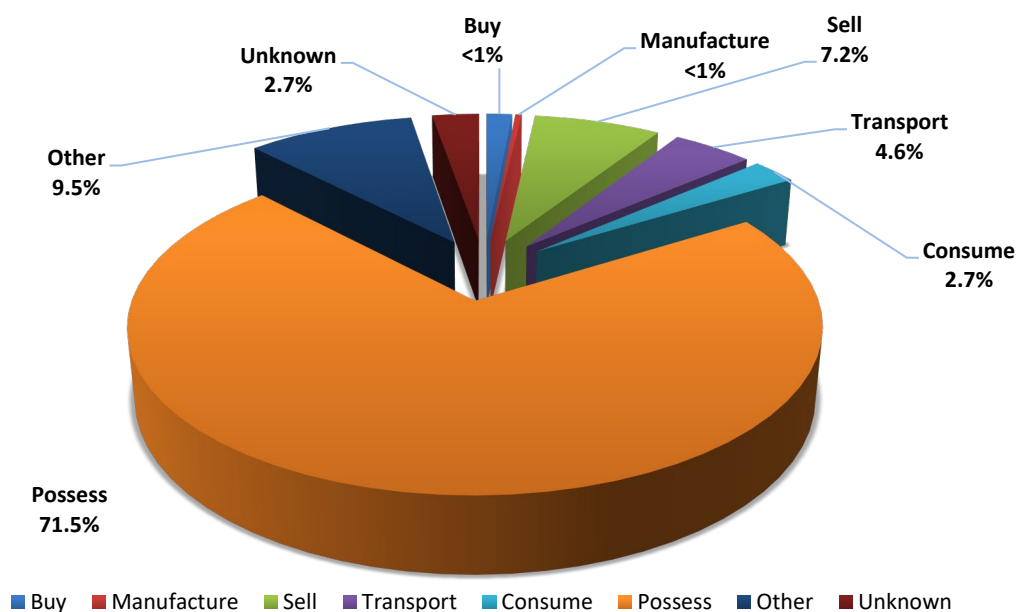
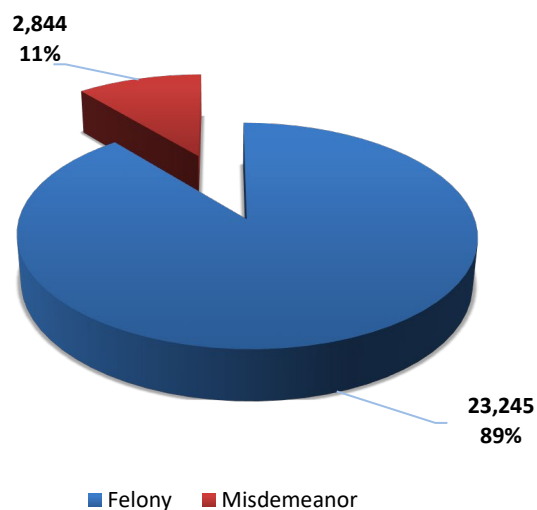
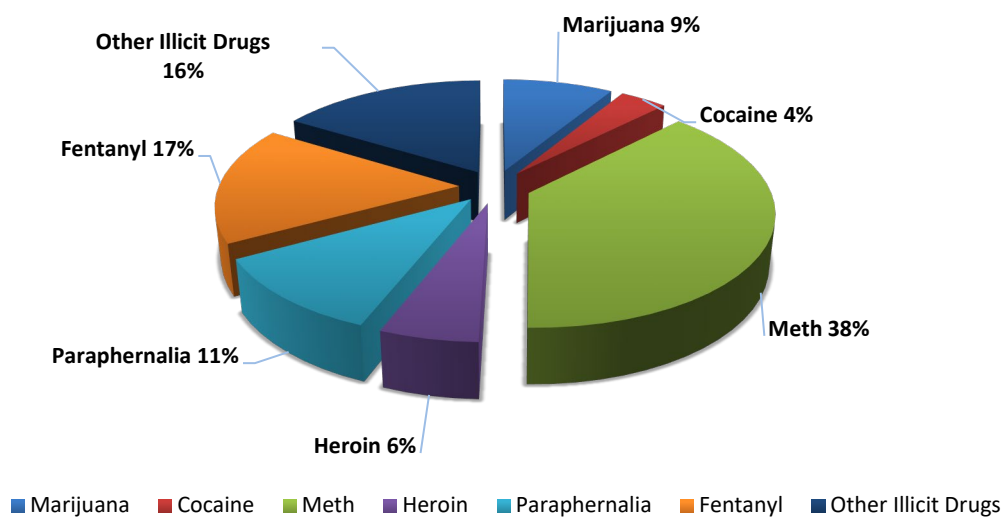
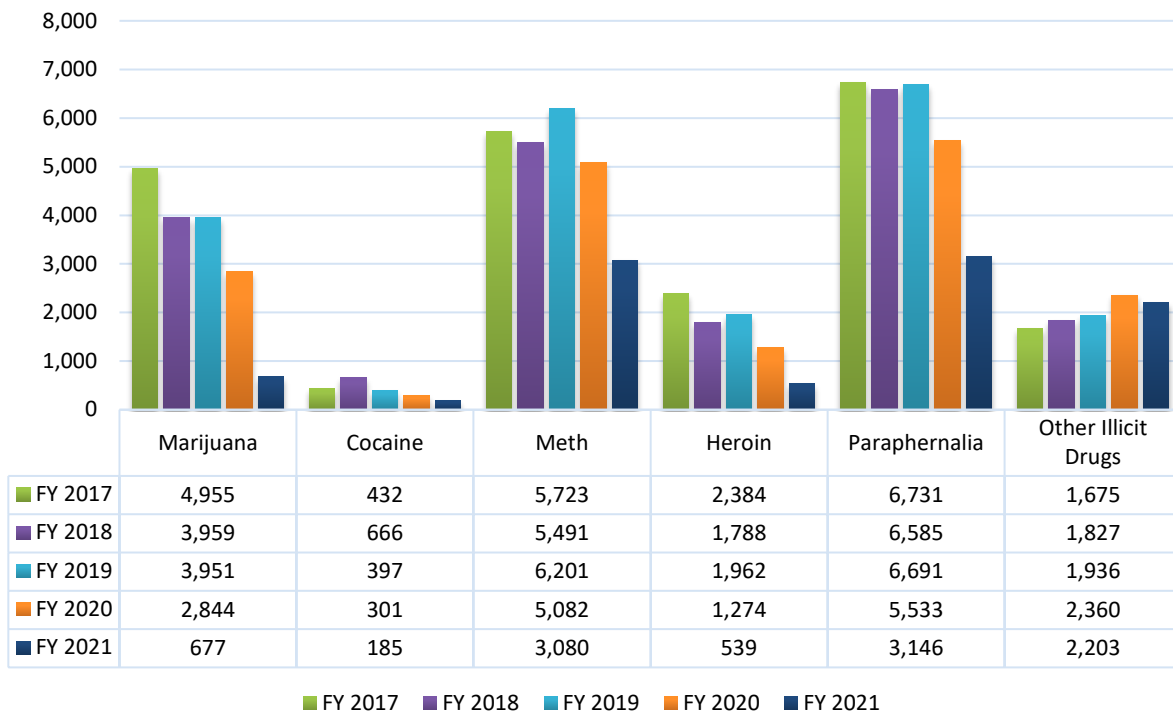


Figure 15: Prosecution Class of Offense, FY 2021**Figure 16: Percentage Prosecutions by Drug Type, FY 2021**

Conviction Activity

The combined efforts of law enforcement and prosecution projects led to 9,830 individual drug-related convictions in FY 2021 ([Figure 17](#)). There were 43-percent fewer drug convictions than the previous fiscal year. Convictions for marijuana, cocaine, meth, heroin, other illicit drugs, and paraphernalia decreased in FY 2021.

**Figure 17: Drug Convictions Comparison,
FY 2017 - FY 2021**



Case Outcomes

In FY 2021, 27,445 drug and non-drug cases were concluded ([Figure 18](#)), resulting in a conviction, acquittal, or dismissal. Of the total cases concluded, 0.09-percent (26 cases) resulted in an acquittal, 50-percent resulted in a dismissal (13,679 cases), and 50-percent (13,740) resulted in a conviction. For drug-only cases, 0.02-percent (5 cases) resulted in an acquittal, 56-percent (12,474 cases) resulted in dismissal, and 44-percent (9,830) resulted in a conviction.

Felony classifications ([Figure 19](#)) accounted for 84-percent of all drug-related convictions, with 16-percent accounting for misdemeanor classifications. Of the drug-related convictions ([Figure 20](#)), 99.3-percent were the result of plea negotiations. Convictions resulting from jury and bench trials made up approximately 0.7-percent of all convictions involving funded prosecution projects.

Figure 18: Case Convictions and Acquittals, FY 2021

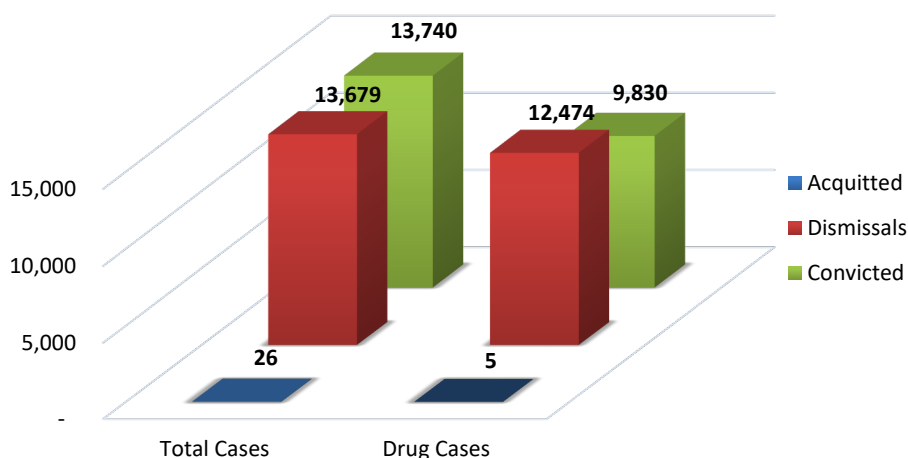


Figure 19: Drug Conviction Class Offense, FY 2021

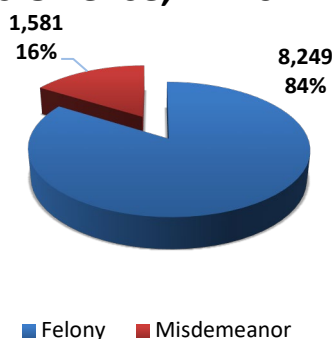
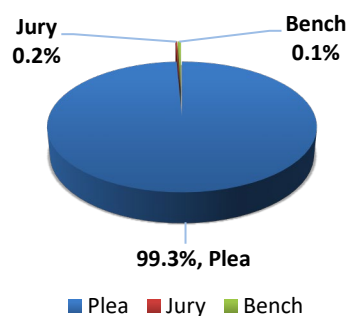


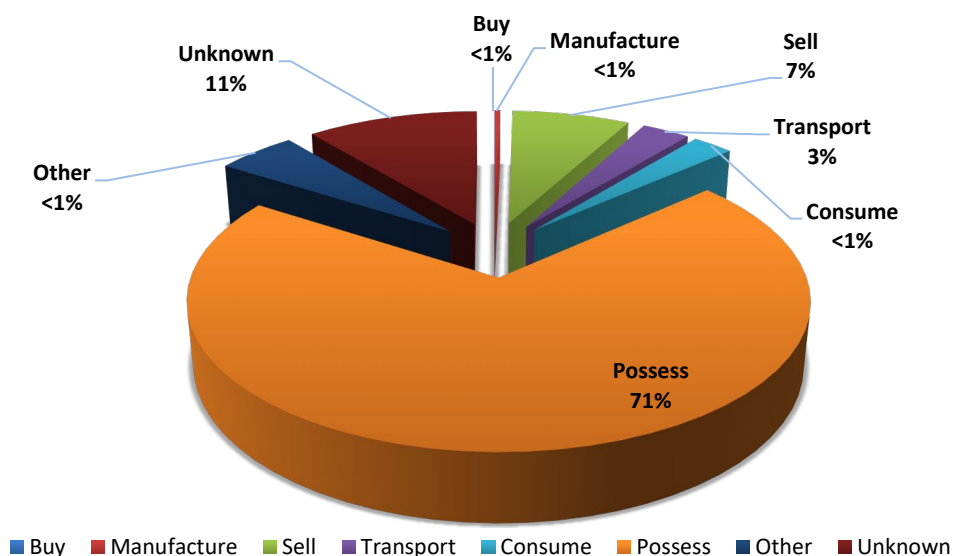
Figure 20: Drug Convictions, FY 2021



Type of Offense

The majority of drug-related convictions ([Figure 21](#)) in FY 2021 were for possession offenses (71-percent). Offense convictions for drug sales made up about seven percent of all drug-related convictions, while convictions for transporting drugs were approximately three percent. In FY 2021, the drug-related offenses with the lowest number of convictions were for manufacturing, buying, and consumption offenses at less than one percent each.

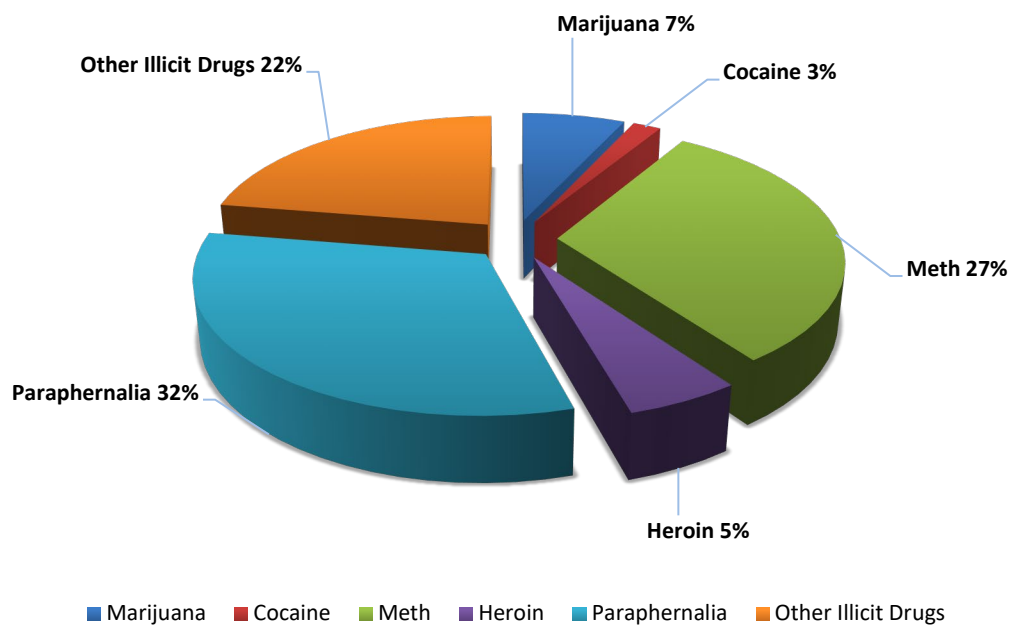
Figure 21: Drug Convictions by Offense Type, FY 2021



Type of Drugs

[Figure 22](#) shows convictions for paraphernalia that, although not a specific drug type, accounted for the largest percentage of drug-related convictions at 32-percent. The most common type of drug involved in drug convictions for FY 2021 was methamphetamine. Methamphetamine accounted for the most convictions at 27-percent, followed by other illicit drugs, which accounted for 22-percent of all drug-related convictions. Convictions for offenses involving heroin and cocaine totaled five percent and three percent, respectively.

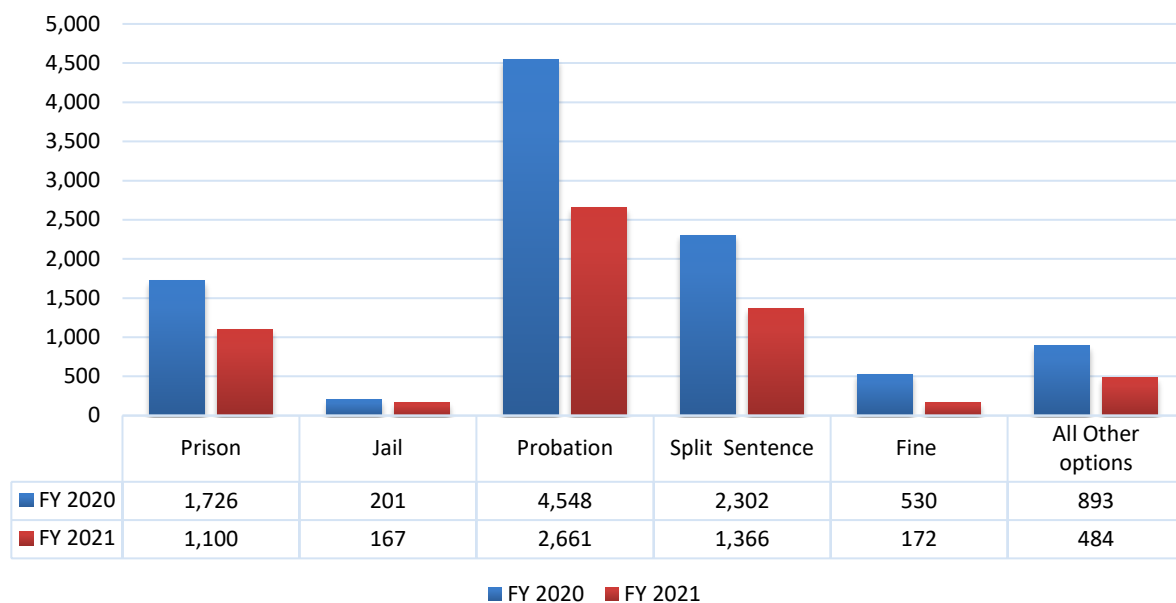
**Figure 22: Percentage Convictions by Drug Type,
FY 2021**



Sentencing

Defendants received sentences that may have included the following: incarceration, probation, fines, a combination of one or more types (split sentence), or other ([Figure 23](#)). There were 5,950 individuals sentenced for drug-related offenses from prosecution projects in FY 2021. This total is a 42-percent decrease from FY 2020. More than 44-percent of these defendants (2,661) received a sentence of probation. Prison sentences were given in 19-percent of the cases, with only three percent receiving jail sentences. Fines were given in three percent of drug-related cases, and 23-percent received split sentences, requiring some jail time and probation. Compared to FY 2020, the number of defendants receiving prison sentences decreased by 36-percent, the number receiving jail sentences decreased by 17-percent, split sentences decreased by 41-percent, and the number of fines decreased by 68-percent. The number of defendants receiving a term of probation fell by 41-percent below FY 2020.

**Figure 23: Drug Sentencing Comparison,
FY 2020-2021**

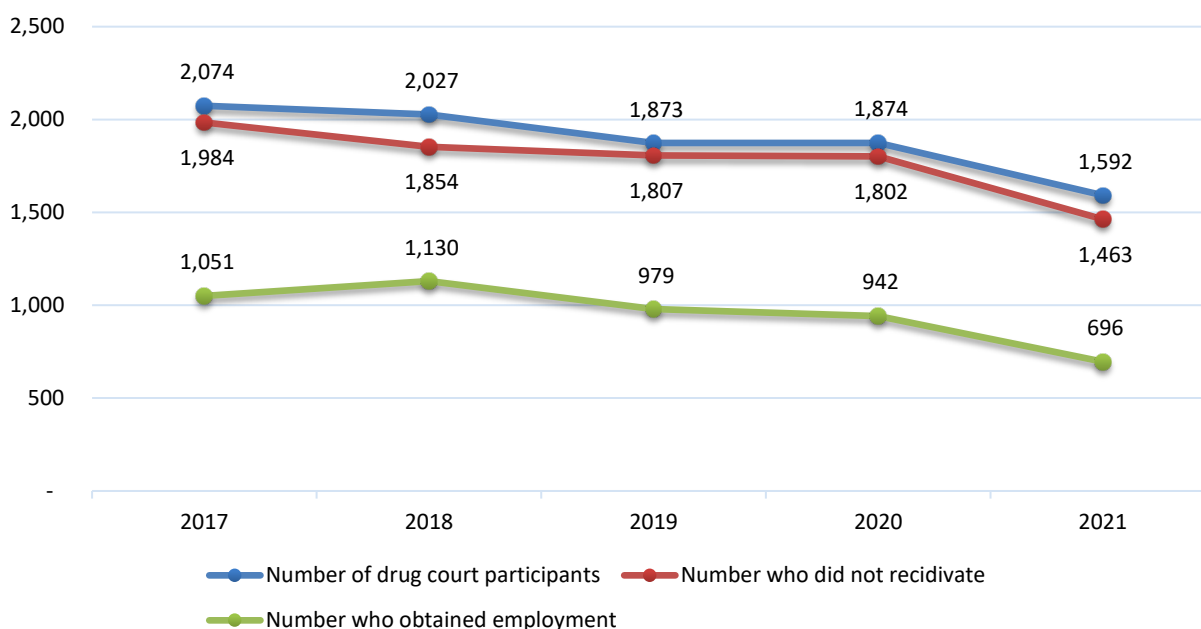


Adjudication

Drug Courts

Over the past five years, project funding for the drug court programs throughout Arizona has remained relatively the same. As a result, the program's number of participants has also remained somewhat similar ([Figure 24](#)). Throughout the past five years, the drug court program has had a total of 9,404 participants, of which 8,910 (95-percent) did not recidivate while in the program. FY 2021 had drug court participants totaling 1,592 (17-percent of the total number of participants over the five years). FY 2018 had the highest number of participants who obtained employment, with a total of 1,130. Within the previous five years, 51-percent of drug court participants obtained employment during their participation.

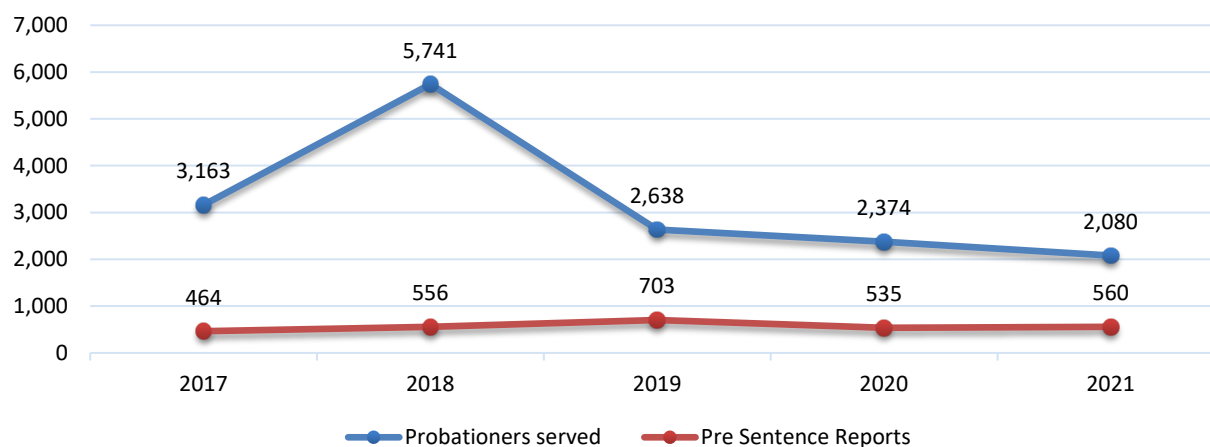
Figure 24: Drug Court Participants, FY 2017 - FY 2021



Probation

The total number of probationers served through the grant program has decreased from FY 2018 to FY 2021 ([Figure 25](#)). From FY 2019 to FY 2021, the number of probationers served decreased by 21-percent, from 2,638 to 2,080. The number of presentence reports written increased from 535 in FY 2020 to 560 reports prepared in FY 2021.

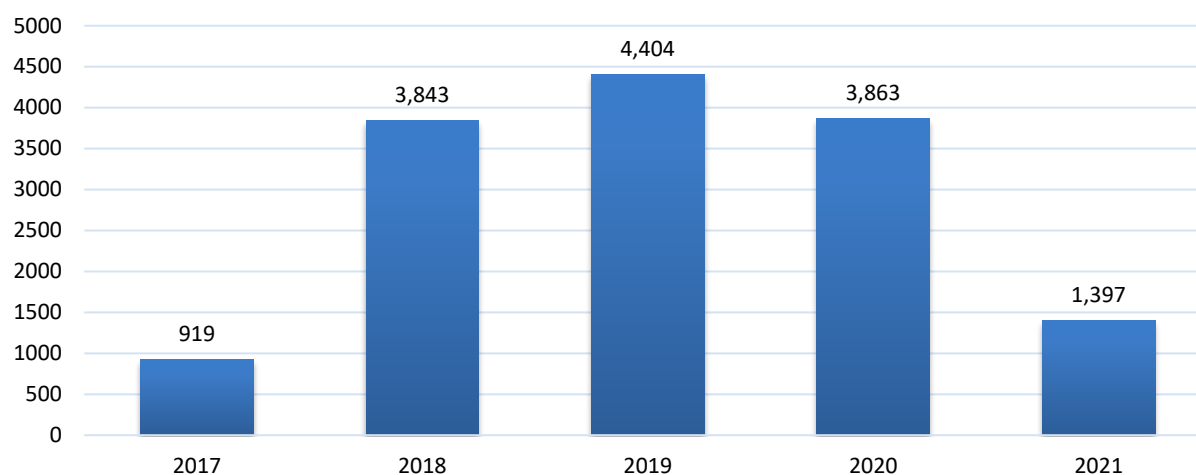
Figure 25: Number of Probationers Served and Presentence Reports Prepared, FY 2017 - FY 2021



Indigent Defense Services

FY 2020 resulted in the second-highest number of indigent defendants served in the past five years ([Figure 26](#)). FY 2021 represents a 68-percent decrease in the number of indigent defendants served since FY 2019. The number of indigent defendants decreased from 4,404 in FY 2019 to 1,397 in FY 2021.

Figure 26: Number of Indigent Defendants Served, FY 2017 - FY 2021



Forensic Drug Evidence Analysis

Overall, the total number of analysis reports completed within the last five years is 86,661. FY 2018 represented the largest number of analysis reports completed, with a total of 17,184. FY 2017 through FY 2021 present a relatively similar number of analysis reports completed ([Figure 27](#)). On average, from the previous five years, the number of days from receipt of the sample to reporting analysis results is 39 days. FY 2018 had the highest average number with a total of 50 days to report analysis results. This number dropped significantly in FY 2020 to 26 days, a decrease of 66-percent ([Figure 28](#)). In general, the average backlog of cases over 30 days old has been declining since FY 2017, when it was at its highest, but has started to go back up since FY 2019. FY 2019 represents the lowest number of backlog cases for the past five years, with an average of 78 cases. The change in backlog cases represents an 87-percent decrease since FY 2017 ([Figure 29](#)).

Figure 27: Total Number of Analysis Reports Completed, FY 2017 - FY 2021

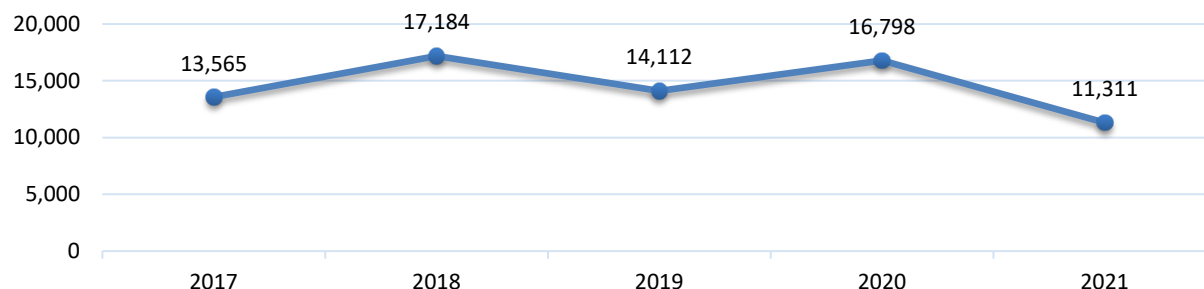


Figure 28: Average Number of Days from Receipt of Sample to Reporting Analysis Results, FY 2017 - FY 2021

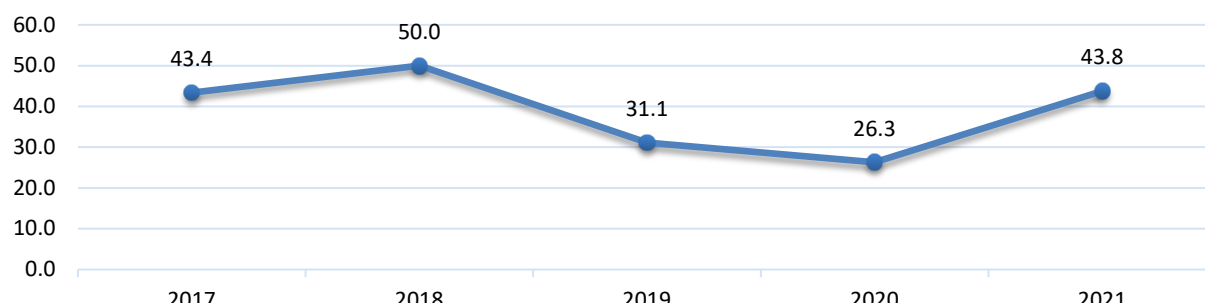
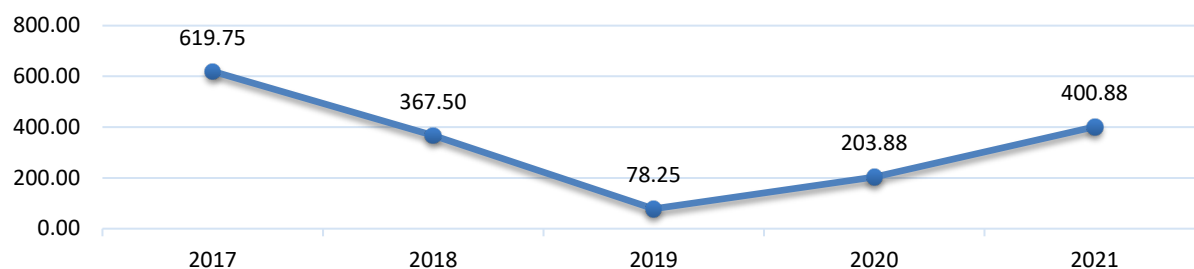


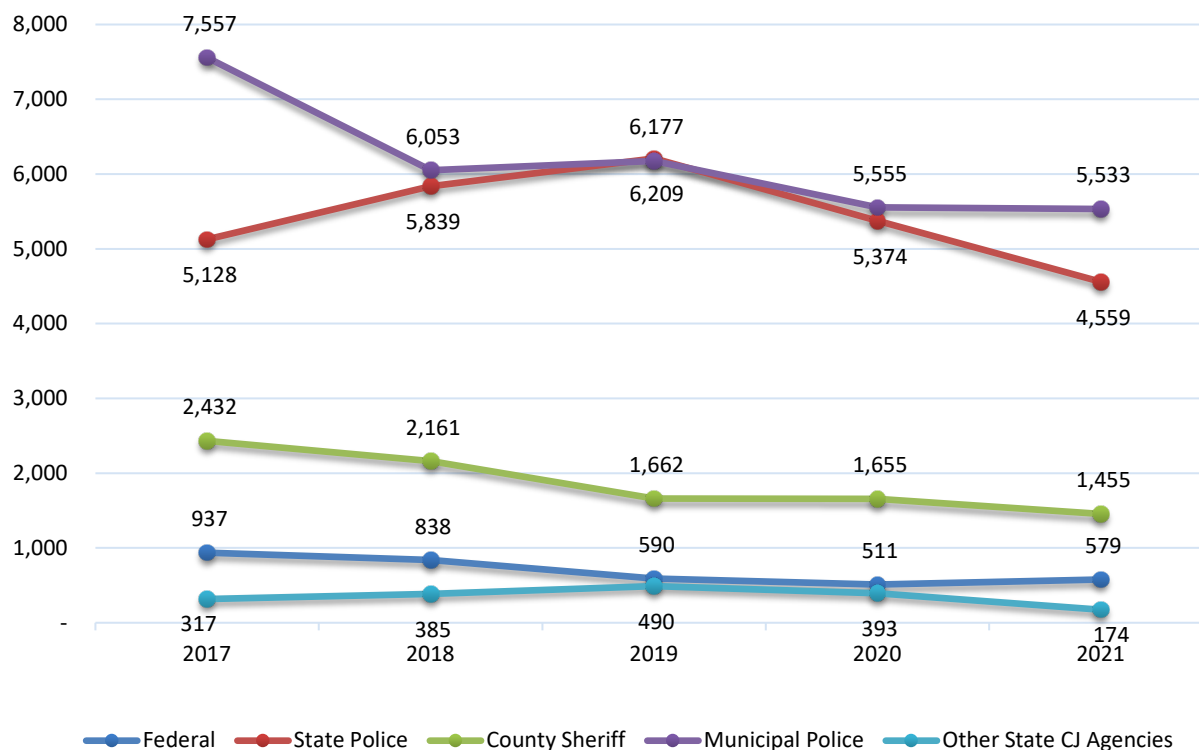
Figure 29: Average Backlog of Cases over 30 Days Old, FY 2017 - FY 2021



In FY 2021, law enforcement agencies submitted 12,300 samples to be analyzed by funded forensic support projects. Of this amount, 579 were from federal agencies, 4,559 from state police, 1,143 from county sheriff's offices, 5,230 from municipal police departments, and 174 from other state criminal justice agencies.

In the past five years, the total number of analyses received by various agencies statewide is 72,563 ([Figure 30](#)). FY 2017 had the largest number of analyses, with a total of 16,371. Of the various agencies, municipal police submitted the largest amount of analyses for all five years, with 30,875 accounting for about 43-percent of all analyses. State police agencies submitted the second-highest number of samples for analyses, with a total of 27,109 analyses received, accounting for 37-percent. And county sheriffs submitted the third largest amount of analyses with about 13-percent (9,365 analyses).

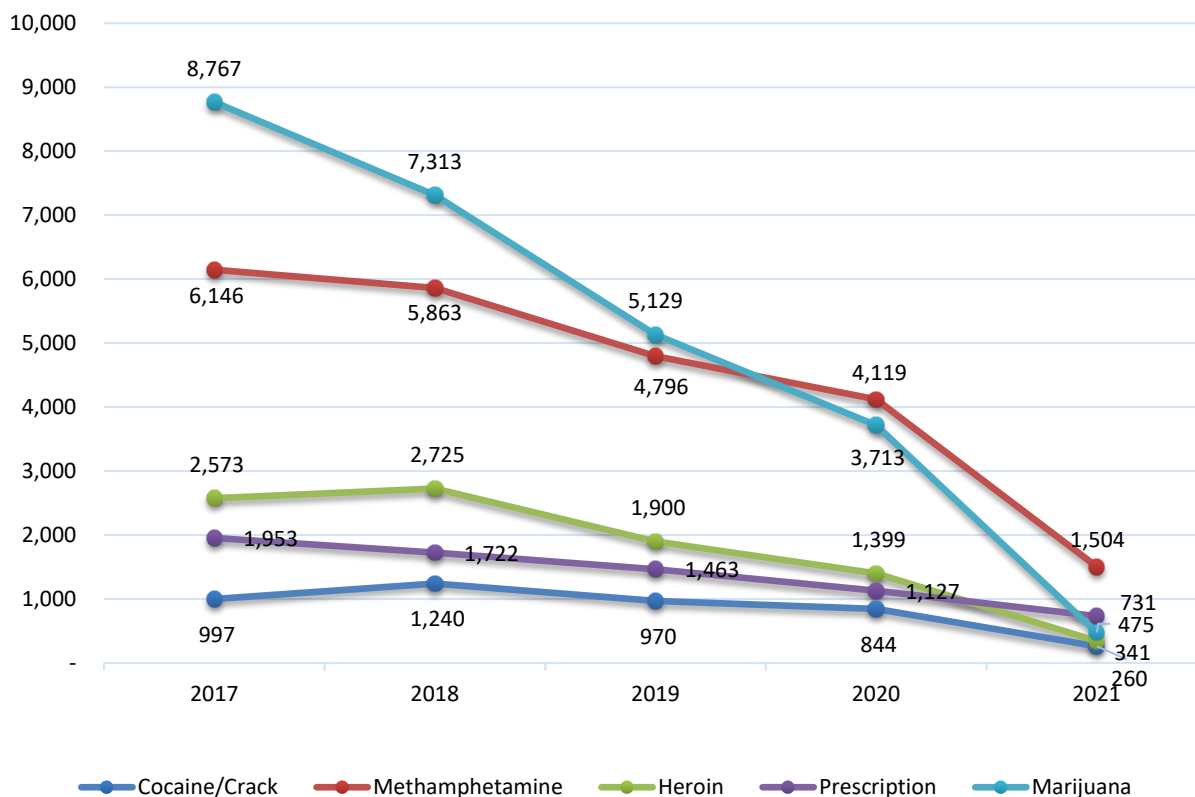
Figure 30: Number of Analyses Received by Type of Agency, FY 2017 - FY 2021



Analyses by Selected Drug Type

The drug type most often found in samples was methamphetamine/amphetamine (1,504) and prescription drugs (731). In the past five years, statewide forensic efforts resulted in a total of 68,070 analyses of the selected drug types below ([Figure 31](#)). Marijuana is the highest drug type analyzed from the past five years, accounting for 25,397 (37-percent) of total analyses but has steadily decreased since FY 2017.

Figure 31: Number of Analyses Completed by Selected Drug Type, FY 2017 - FY 2021

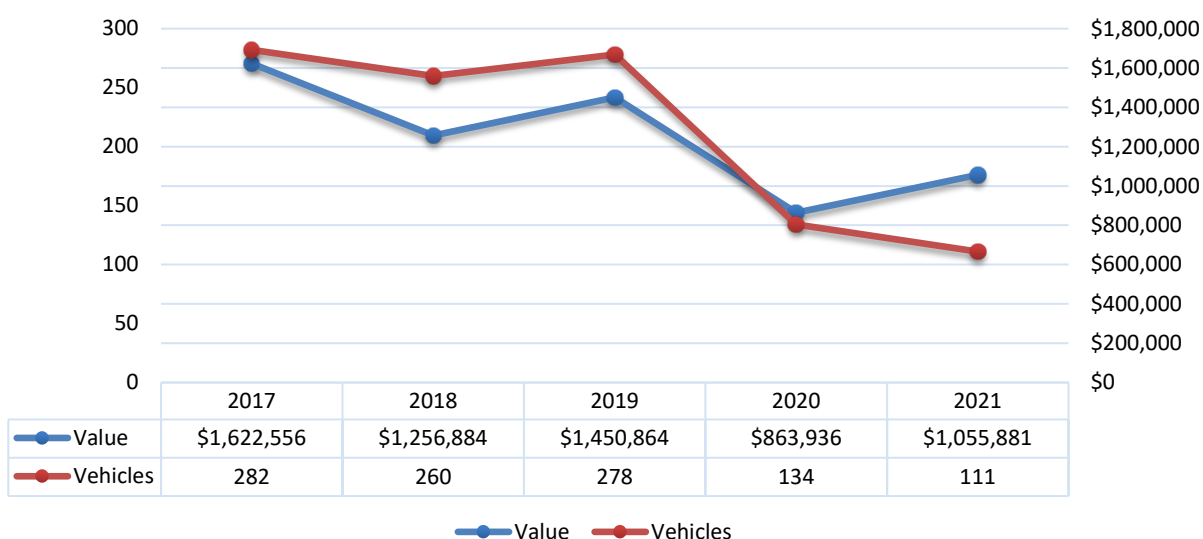


Attorney General Civil Asset Forfeitures

Vehicles

The Arizona Attorney General's Statewide Financial Remedies Section (AGO-FRS) seized a total of 1,065 vehicles between FY 2017 and FY 2021, resulting in a total value of over \$6.25 million ([Figure 32](#)). The largest number of vehicles seized in the past five fiscal years was in FY 2017, with 282 vehicles, which resulted in a value of over \$1.6 million. FY 2021 resulted in 111 vehicles seized with a total value of \$1,055,881.

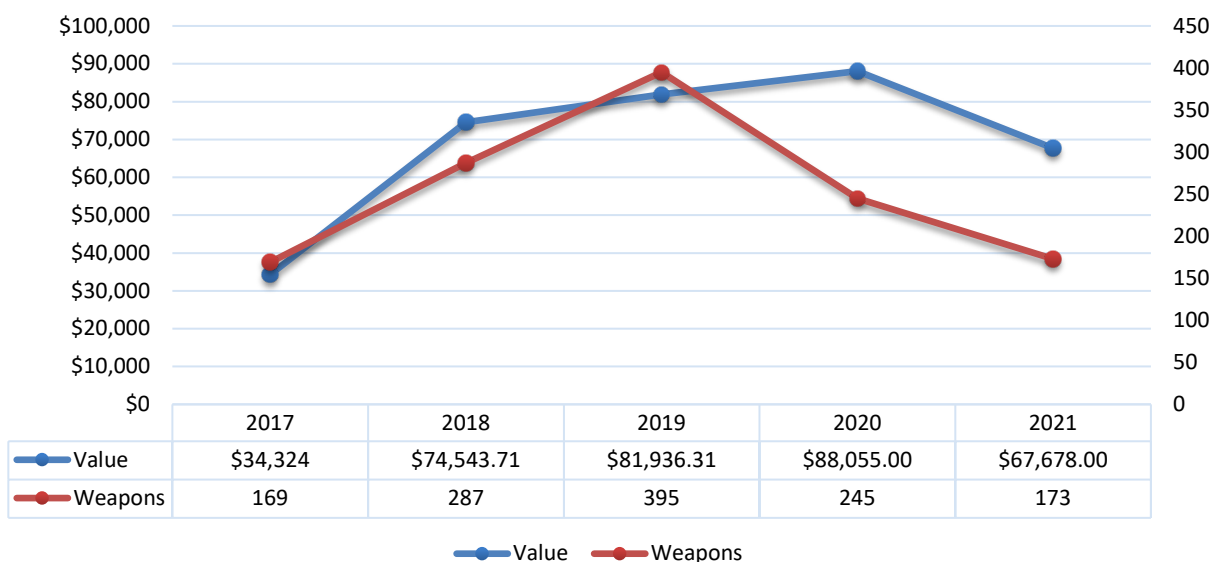
**Figure 32: Quantity and Value of Vehicles Seized,
FY 2017 - FY 2021**



Weapons

AGO-FRS seized a total of 1,269 weapons in the past five fiscal years, which resulted in a total value of \$346,537 ([Figure 33](#)). FY 2019 resulted in the largest amount of weapons seized in quantity and value; 395 weapons resulting in \$81,936.

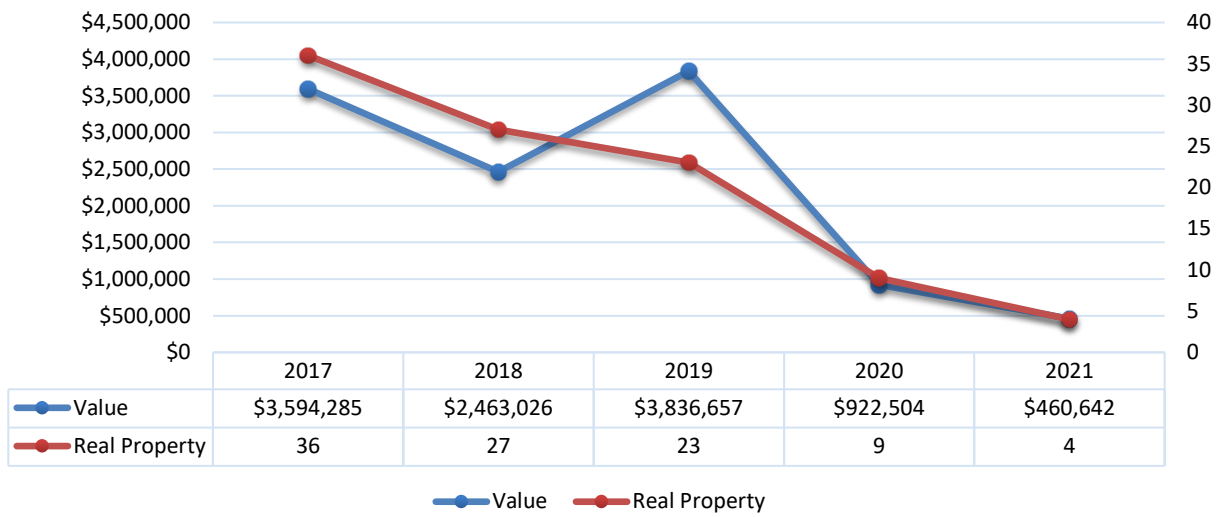
**Figure 33: Quantity and Value of Weapons Seized,
FY 2017 - FY 2021**



Real Property

AGO-FRS seized a total of 99 properties resulting in a value of over \$11.3 million in the past five fiscal years ([Figure 34](#)). FY 2017 resulted in the largest amount seized; 36 real properties with a \$3.6 million value. AGO-FRS seized a total of four properties with a value of \$460,642 in FY 2021.

**Figure 34: Quantity and Value of Real Property Seized,
FY 2017 - FY 2021**



Account History

Expenditures from the Drug Enforcement Account began in March 1988, and a sustained, continuous program has been maintained since that time. From April 1, 1988, through June 30, 2021, a total of \$394,392,261 has been expended on criminal justice-related projects. Of this amount, \$140,081,549 has been spent on apprehension projects; \$141,798,185 for prosecution projects; \$70,498,844 for adjudication projects; \$24,294,120 on drug forensic analysis and drug offender detention projects; \$4,991,972 on other criminal justice projects; and \$12,727,591 for criminal history records improvement projects, which had its first expenditure in FY 1995.

During the program's 33 years, apprehension project activities resulted in the arrest of 135,602 drug offense violators. Project activities were responsible for removing 4,635,774 pounds of marijuana, 88,670 pounds of cocaine, 25,833 pounds of amphetamine/methamphetamine, and 4,580 pounds of heroin. Drug traffickers' non-drug assets, with a gross estimated value of \$352,698,442, were seized.

Note: *Actual forfeiture of seized trafficker assets is a legal process, and the gross estimated value of such seizures is seldom received by law enforcement and prosecuting agencies. After forfeiture is achieved, lien holders (financial institutions and other legitimate claimants) are paid from the actual forfeiture proceeds. Storage, property maintenance and management costs, processing, and disposition fees are paid from forfeiture proceeds. The estimated gross value of seizures is used to indicate the adverse impact seizures have on drug traffickers' resources.*

The results achieved in the 33 years of the enhanced drug enforcement program show that one drug violator arrest was made for every \$1,033.03 expended by the apprehension project. Each drug arrest resulted in an estimated value of \$2,600.98 in deprived profits from drug offenders.

Criminal Justice Systems Improvement

Although no longer a mandatory set-aside, the Commission continues to approve five percent of the Byrne Justice Assistance Grant funding for the Gerald Hardt Memorial Criminal Justice Records Improvement Program (CJRIP). Projects under CJRIP support records improvement and information sharing in accordance with the Criminal Justice Systems Improvement Program Strategic Plan 2019-2023. The strategic plan document, updated in 2019, will guide tactical decision-making through 2023.

The goals outlined in the strategic documents focus on Interagency Collaboration, Information Sharing, Systems Improvement, and Records Improvement, emphasizing information sharing and criminal history information. High priority is given to encourage automation and establishment of business process improvements for information sharing and criminal justice processing of disposition records and reporting to the National Instant Criminal Background Check System (NICS).

Funding for projects provides opportunities for state, county, and local agencies to improve information exchange as a case moves through the judicial process. Allocations for equipment purchases, contractual/consultant services, travel, and supplies assist in the implementation of systems and future reductions in disposition backlogs is critical to carrying out the Criminal Justice Systems Improvement Program Strategic Plan 2019-2023

Program goals encourage procedures and systems that ensure arrest and disposition information is submitted to and accessible through the Arizona Central State Repository (ACCH) at the Department of Public Safety. Governed by ARS § 41-1750, criminal justice agencies are required to submit arrest and case disposition information to the ACCH for specific offenses. Data in the repository is critical, and the lack of completeness of criminal history records impacts all aspects of the criminal justice process and presents a public safety issue. It is essential for a law enforcement officer who initiates contact with a suspect to have timely access to accurate information. Criminal justice agencies rely on accurate and complete criminal history information to determine bail, sentencing, release, and eligibility to possess firearms. More and more, public and private sector employers that conduct background checks rely on criminal history records when making employment decisions. As the reliance upon criminal history records expands, and the utility of criminal information increases, the importance of access to complete, timely and accurate information becomes even more critical.

PAGE INTENTIONALLY LEFT
BLANK

Apprehension – Task Force Activities

	FY 2021 Awards
Apache County – Apache County Cooperative Enforcement Narcotics Team (ACCENT)	\$ 225,301
Cochise County - Narcotics Enforcement Team (CCNET)	\$ 122,971
Coconino County - Northern Arizona Street Crimes Task Force (METRO)	\$ 283,494
Gila County - Drug, Gang and Violent Crimes Task Force	\$ 331,654
Graham County - Southeastern Arizona Narcotic Task Force	\$ 26,934
Greenlee County - Narcotics Task Force (GCNTF)	\$ 31,967
La Paz County – Narcotics Task Force (LPCNTF)	\$ 73,643
Maricopa County – Salt River Special Investigations Narcotics Task Force	\$ 116,525
Mohave County – Mohave Area General Narcotics Enforcement Team (MAGNET)	\$ 336,832
Navajo County - Major Crimes Apprehension Team (MCAT)	\$ 238,833
Pima County - Counter Narcotics Alliance (C.N.A.)	\$ 687,640
Pinal County - Narcotics Task Force (PCNTF)	\$ 141,380
Santa Cruz County – HIDTA Investigative Task Force (SCCHITF)	\$ 43,688
Yavapai County - Partners Against Narcotics Trafficking (PANT)	\$ 353,946
Yuma County – Yuma County Narcotics Task Force (YCNTF)	<u>\$ 241,556</u>
TOTAL	\$ 3,256,364

Summary of Activity – Apprehension

Approved Budget FY 2021	
Personnel	\$ 1,095,558
Employee Related Expenditures	\$ 851,913
Overtime	\$ 512,946
Professional & Outside Services	\$ 795,947
Total	\$ 3,256,364
Fund Source:	
Federal - Byrne/JAG	\$ 1,124,437
State	\$ 1,317,836
Match	\$ 814,091

During FY 2021, drug and gang apprehension task forces operated in 15 Arizona counties. Apprehension programs conduct various activities to combat criminal drug activity and related gang and violent crime. Apprehension program activities in FY 2021 resulted in 3,044 drug-related arrests and 282 arrests for non-drug offenses. Arrests for methamphetamine accounted for the most significant percentage of drug arrests, totaling 1037 (34-percent). The most crucial portion of drug offense types was possession/concealing with 1,465 arrests (48-percent), followed by and distribution/sale 889 (29-percent), and transport/import 475 (16-percent). There were 100 gang-related arrests, and of the 3,326 total arrests, 3,201 (96-percent) were felonies, and 125 (4-percent) were misdemeanors.

Statewide, Apprehension drug seizure efforts yielded 1,469 pounds of marijuana, 1687 marijuana plants, 1,430,932 grams of methamphetamine/amphetamines, 287 kilograms of cocaine, 956 grams of crack cocaine, 333,610 grams of heroin, 291,652 grams of fentanyl, 202,934 prescription pills, and other dangerous narcotics and illicit drugs. Taskforce personnel also seized six marijuana grows. There were 953 investigations directly related to methamphetamine/ amphetamines. The estimated street value of all drug removals was \$115,924,797.

Task forces seized drug offender assets estimated at \$9,642,819. These assets included 468 weapons (primarily handguns and rifles), 136 vehicles, and \$7,464,845 in US currency.

There were 59 firearms reported to the National Integrated Ballistics Information Network (NIBIN) and 182 firearms traced through the Bureau of Alcohol, Tobacco, Firearms, and Explosives (ATF). Also, during the grant year, 231 individuals were charged with firearms crimes.

Statewide apprehension efforts disrupted and dismantled a total of 638 drug trafficking organizations (DTOs), including the disruption of 304 and dismantling of 334. The majority of DTOs consisted of low to mid-level street dealers.

Training and community meetings are also valuable aspects of task force projects. In FY 2021, task forces participated in 105 community meetings and conducted 37 school presentations. Taskforce personnel attended 308 and provided 207 pieces of training.

Drug Arrest Activity									Drug Removal & Value	
	Buy / Receive	Cultivate / Manufacture	Distribute / Sell	Possess / Conceal	Transport / Import	Consume / Use	Other	Total	Quantity Removed	Value
Cocaine (powder)	12	0	37	60	28	0	0	137	287.36 Kg	\$9,060,624.29
Crack (cocaine)	0	0	4	3	5	0	0	12	956.33 g	\$46,634.25
Ecstasy (MDMA)	0	3	4	0	2	0	0	9	5,876.80 ea	\$47,300.00
Fentanyl	20	0	235	171	151	22	2	601	291,652,461,195.91 mcg	\$21,019,238.30
Hashish	0	0	0	9	0	0	0	9	171.00 g	\$13,150.00
Heroin	47	0	99	185	39	0	0	370	333,609.94 g	\$17,184,333.43
High Grade Marijuana	0	2	30	77	66	1	0	176	2,584.40 lbs	\$7,254,158.53
Ketamine	0	0	2	0	2	0	0	4	1,816,000.00 mg	\$45,400.00
LSD	0	0	4	2	0	0	0	6	4,240.00 units	\$18,757.00
Marijuana	0	1	20	125	11	0	0	157	1,468.98 lbs	\$1,190,844.40
Marijuana Plants	0	5	5	0	3	0	0	13	1,687.00 ea	\$1,897,088.00
Medical Marijuana	0	0	2	14	0	0	0	16	0.12 oz	\$17.00
Methamphetamine/Amphetamine	83	1	318	484	147	3	1	1,037	1,430,932.03 g	\$42,150,538.61
Other Drug	3	1	57	51	7	0	0	119	N/A	\$13,657,064.50
Paraphernalia	0	0	9	176	0	0	0	185	6,497.00 ea	\$73,459.00
PCP	0	0	0	1	0	0	0	1	0.00 units	\$0.00
Prescription Pain Reliever	5	0	19	41	8	0	1	74	108,475.50 ea	\$1,400,470.00
Prescription Sedative	0	0	20	22	0	0	0	42	92,151.50 ea	\$523,627.00
Prescription Stimulant	0	0	8	20	0	0	0	28	2,306.01 ea	\$31,941.00
Psilocybin (Mushrooms)	0	2	2	8	2	0	0	14	8,418.47 g	\$128,486.57
Salvia	0	0	0	8	2	0	0	10	3.50 g	\$100.00
Steroids	0	0	0	4	0	0	0	4	37.00 mL	\$630.00
Synthetic Cannabinoids	0	0	12	4	2	0	0	18	17,171.84 g	\$162,675.00
Unknown Drug	0	0	2	0	0	0	0	2	1,566.00 units	\$18,260.00
Total	170	15	889	1,465	475	26	4	3,044		\$115,924,797

Prescription Drug Arrests

Number of drug related arrests from table above that also included prescription drugs	407
---	-----

Arrest Demographics

	Male - Under 18	Female - Under 18	Male - 18 & Over	Female - 18 & Over	Total
American Indian / Native Alaskan	0	0	128	51	179
Asian	0	0	9	2	11
Black	4	1	162	29	196
Caucasian	9	3	1,147	532	1,691
Hispanic	44	11	907	270	1,232
Native Hawaiian / Pacific Islander	0	0	2	2	4
Other	0	0	3	2	5
Unknown	0	0	6	2	8
Total	57	15	2,364	890	3,326

Drug & Non-Drug Arrests

	Drug	Non-Drug	Total
Violent Crime (excludes Gang-Involved)	131	52	183
Gang-Involved (excludes Violent)	76	10	86
Violent & Gang-Involved	5	9	14
Neither or Not Known	2,832	211	3,043
Total	3,044	282	3,326
Felony	2,993	208	3,201
Misdemeanor-Only	51	74	125
Total	3,044	282	3,326

Apprehension - Task Force Activities

Total Seizure Cases	
Federal	17
State	465
Total	482

Marijuana Grows Seized	
Indoor	5
Outdoor	1

Total Weapons Seized by Type	
Automatic Weapons / Machine Guns	19
Explosive Devices	0
Handguns (except semi-automatic)	111
Knives / Cutting Instruments	5
Other	14
Rifles (except semi-automatic)	74
Semi-Automatic Handguns	163
Semi-Automatic Rifles	43
Semi-Automatic Shotguns	7
Shotguns (except semi-automatic)	32
Total	468

Asset Seizures		
	Number	Value
Aircraft	0	\$0.00
Currency	267	\$7,464,845.18
Other	12	\$599,394.00
Other Financial Instrument	0	\$0.00
Real Property (Real Estate)	4	\$362,879.06
Vehicles	136	\$995,378.00
Vessels	0	\$0.00
Weapons	468	\$220,322.54
Total	887	\$9,642,818.78

Methamphetamine-Related Statistics	
Methamphetamine-Related Investigations	943
Clandestine Labs Seized	2
<i>Labs Seized with Minor(s) Involved</i>	0
Methamphetamine Dump Sites Discovered	0
<i>Dump Sites Referred for Mitigation/Cleanup</i>	0

Drug Trafficking Organizations			
	Disrupted	Dismantled	Total
Low Level (Street Dealer)	157	292	449
Mid Level (Distributor/Retailer)	137	30	167
High Level (Manufacture/Supplier)	10	12	22
Total	304	334	638

Investigation Data	
New Investigations Opened	2,890
Pending Investigations	632
Dropped Investigations	132
Closed Investigations	2,727

Search Warrants Served	
Federal	38
State	883
Other	34
Total	955

Firearms & NIBIN	
Firearms Reported to NIBIN	59
Firearms Traced through ATF	182
Number Charged with Firearm Crimes	231

Training/Community Involvement	
Number of Trainings Attended	308
Number of Trainings Provided	207
Community Meetings Held	105
School Presentations Offered	37



Apache County – Apache County Cooperative Enforcement Team (ACCENT)

Approved Budget FY 2021	
Personnel	\$ 128,598
Employee Related Expenditures	\$ 96,703
Total	\$ 225,301
Fund Source:	
Federal - Byrne/JAG	\$ 78,855
State	\$ 90,120
Match	\$ 56,326

Project Description

The Apache County Sheriff's Office administers this program. The Apache County Cooperative Enforcement Narcotics Team (ACCENT) is a small, formally organized multi-jurisdictional, multi-agency narcotics task force operating under a board of directors.

Task Force Participants

Apache County Sheriff's Office, Apache County Attorney's Office, Eagar Police Department, Springerville Police Department, St. Johns Police Department, Arizona Department of Public Safety, Navajo Nation Police Department, United States Marshal's Office, Arizona Attorney General's Office, and the Arizona Department of Motor Vehicles.

Objective

ACCENT is committed to responding aggressively to criminal activity in Apache County in a manner consistent with safeguarding the rights of all citizens up to including the protection of life and property. ACCENT is committed to establishing close ties with and responding to the public safety needs of the community.

Selected Quarterly Highlights

- During the first quarter, an Apache County Special Crimes Enforcement Team member conducted a traffic stop on a rental truck and observed indicators of criminal activity during this interaction. A probable cause search of the rental truck revealed 23 pounds of methamphetamine concealed within the spare tire of the rental truck.
- Despite the staffing challenges Apache County Special Crimes Enforcement Team (SCET) faced due to the COVID-19, the K-9 officers seized \$20,363 in US currency and an estimated value of \$552,000 in drugs on Interstate 40 during this quarter.
- During this reporting cycle, the Apache County Special Crimes Enforcement Task Force has made multiple low-level street dealer arrests involving and stemming from a Fentanyl Overdose Investigation. A suspect was arrested for introducing Fentanyl and Heroin into the Apache County Jail Facility. The Division Sergeant and Detective are certified to Train and Certify Law Enforcement K-9's for drug detection and patrol certification. The Sergeant and Detective hosted and provided a K9 Academy that multiple officers from multiple agencies attended and certified their canines for service. This month-long training was very successful for all of the agencies and canine handlers who attended. The Commander was also assigned to be the Regional Representative for the Arizona Narcotics Officer's Association and is involved in the ANOA activities and training. The Special Crimes Task Force explores ways to partner with the United States Marshall's Office, Northern Division Task Force.

- The SCET Team Deputy seized 500 MJ plants, 1.6 pounds of cocaine, and a pound of meth during a traffic stop on Interstate 40. Another suspect was apprehended at a local hotel in possession of over two pounds of meth and cocaine. The investigation involved the DEA and Federal Probation Department.

Performance Benchmarks

All agencies are required to estimate performance benchmarks according to their program area. While these benchmark measures are not all-inclusive of program performance, they provide a method of determining program success and efficacy and support evidence-based programming.

Performance Measure	FY 2021 Estimated	FY 2021 Actual
Drug Value Removed per Grant Dollar Expended	\$8.72	\$6.24
Arrests per Investigation	1.70	6.80
Percent of Investigations closed	75.00%	15.63%

Apprehension Projects: Apache County Sheriff's Office

Grant Number: DC-21-001

Drug Arrest Activity									Drug Removal & Value	
	Buy / Receive	Cultivate / Manufacture	Distribute / Sell	Possess / Conceal	Transport / Import	Consume / Use	Other	Total	Quantity Removed	Value
Cocaine (powder)	0	0	0	0	1	0	0	1	1.00 Kg	\$28,000.00
Crack (cocaine)	0	0	0	0	0	0	0	0	0.00 g	\$0.00
Ecstasy (MDMA)	0	0	0	0	2	0	0	2	1,300.00 ea	\$39,000.00
Fentanyl	0	0	0	1	2	0	1	4	34.00 mcg	\$50,390.00
Hashish	0	0	0	0	0	0	0	0	0.00 g	\$0.00
Heroin	0	0	0	1	0	0	0	1	143.75 g	\$14,265.00
High Grade Marijuana	0	0	0	0	10	0	0	10	252.50 lbs	\$891,500.00
Ketamine	0	0	0	0	0	0	0	0	0.00 mg	\$0.00
LSD	0	0	0	0	0	0	0	0	0.00 units	\$0.00
Marijuana	0	0	0	7	0	0	0	7	0.03 lbs	\$260.00
Marijuana Plants	0	0	0	0	2	0	0	2	500.00 ea	\$50,000.00
Medical Marijuana	0	0	0	0	0	0	0	0	0.00 oz	\$0.00
Methamphetamine/Amphetamine	0	0	1	4	9	0	0	14	21,771.98 g	\$317,216.00
Paraphernalia	0	0	0	5	0	0	0	5	24.00 ea	\$360.00
PCP	0	0	0	0	0	0	0	0	0.00 units	\$0.00
Prescription Pain Reliever	0	0	2	0	0	0	1	3	300.00 ea	\$6,000.00
Prescription Sedative	0	0	2	0	0	0	0	2	100.00 ea	\$2,000.00
Prescription Stimulant	0	0	2	0	0	0	0	2	200.00 ea	\$6,000.00
Psilocybin (Mushrooms)	0	0	0	0	0	0	0	0	0.00 g	\$0.00
Salvia	0	0	0	0	2	0	0	2	0.00 g	\$0.00
Steroids	0	0	0	0	0	0	0	0	0.00 mL	\$0.00
Synthetic Cannabinoids	0	0	0	0	0	0	0	0	7,257.00 g	\$1,200.00
Unknown Drug	0	0	0	0	0	0	0	0	0.00 units	\$0.00
Total	0	0	7	18	28	0	2	55		\$1,406,191

Prescription Drug Arrests

Number of drug related arrests from table above that also included prescription drugs	12
---	----

Arrest Demographics

	Male - Under 18	Female - Under 18	Male - 18 & Over	Female - 18 & Over	Total
American Indian / Native Alaskan	0	0	0	0	0
Asian	0	0	2	0	2
Black	0	0	6	1	7
Caucasian	0	1	33	8	42
Hispanic	0	0	13	2	15
Native Hawaiian / Pacific Islander	0	0	0	2	2
Other	0	0	0	0	0
Unknown	0	0	0	0	0
Total	0	1	54	13	68

Drug & Non-Drug Arrests

	Drug	Non-Drug	Total
Violent Crime (excludes Gang-Involved)	52	8	60
Gang-Involved (excludes Violent)	0	0	0
Violent & Gang-Involved	0	0	0
Neither or Not Known	3	5	8
Total	55	13	68
Felony	55	9	64
Misdemeanor-Only	0	4	4
Total	55	13	68

Apprehension- Task Force Activities

Apprehension Projects: Apache County Sheriff's Office

Grant Number: DC-21-001

Total Seizure Cases	
Federal	0
State	10
Total	10

Total Weapons Seized by Type	
Automatic Weapons / Machine Guns	0
Explosive Devices	0
Handguns (except semi-automatic)	0
Knives / Cutting Instruments	0
Other	0
Rifles (except semi-automatic)	0
Semi-Automatic Handguns	5
Semi-Automatic Rifles	0
Semi-Automatic Shotguns	0
Shotguns (except semi-automatic)	0
Total	5

Marijuana Grows Seized	
Indoor	0
Outdoor	0

Asset Seizures		
	Number	Value
Aircraft	0	\$0.00
Currency	6	\$44,713.00
Other	0	\$0.00
Other Financial Instrument	0	\$0.00
Real Property (Real Estate)	0	\$0.00
Vehicles	1	\$5,000.00
Vessels	0	\$0.00
Weapons	5	\$3,350.00
Total	12	\$53,063.00

Methamphetamine-Related Statistics	
Methamphetamine-Related Investigations	10
Clandestine Labs Seized	0
<i>Labs Seized with Minor(s) Involved</i>	0
Methamphetamine Dump Sites Discovered	0
<i>Dump Sites Referred for Mitigation/Cleanup</i>	0

Drug Trafficking Organizations			
	Disrupted	Dismantled	Total
Low Level (Street Dealer)	12	0	12
Mid Level (Distributor/Retailer)	7	0	7
High Level (Manufacture/Supplier)	2	8	10
Total	21	8	29

Investigation Data	
New Investigations Opened	53
Pending Investigations	1
Dropped Investigations	0
Closed Investigations	10

Search Warrants Served	
Federal	0
State	10
Other	3
Total	13

Firearms & NIBIN	
Firearms Reported to NIBIN	0
Firearms Traced through ATF	0
Number Charged with Firearm Crimes	6

Training/Community Involvement	
Number of Trainings Attended	59
Number of Trainings Provided	44
Community Meetings Held	0
School Presentations Offered	1



Cochise County – Cochise County Narcotics Enforcement Team (CCNET)

Approved Budget FY 2021	
Employee Related Expenditures	\$ 75,300
Overtime	\$ 47,671
Total	\$ 122,971
Fund Source:	
Federal - Byrne/JAG	\$ 43,040
State	\$ 49,188
Match	\$ 30,743

Project Description

This program is administered by the Cochise County Sheriff's Office (CCSO). The Cochise County Narcotics Enforcement Team (CCNET) is a single-agency drug enforcement team that coordinates its efforts with other federal, state, and local agencies as needed. CCNET is organized to identify, arrest, and refer drug traffickers for prosecution.

Task Force Participants

Cochise County Sheriff's Office, United States Border Patrol, Immigration and Customs Enforcement, and the Bureau of Alcohol, Tobacco, Firearms, and Explosives.

Objective

To coordinate interdiction and investigative functions with the Cochise County Attorney's Office in a concentrated effort to dismantle drug trafficking organizations, gangs, and criminal enterprises.

Selected Quarterly Highlights

- In July 2020, the Cochise County Sheriff's Office (CCSO) Street Crimes Unit (SCU) conducted a traffic stop accompanied by a canine. The canine alerted the odor of narcotics emitting from the car, resulting in a subsequent search. The law enforcement officers seized approximately 3.5 grams of heroin, 52.8 grams of Methamphetamine, 250 counterfeit/ potentially fentanyl-laced oxycodone hydrochloride "M 30" pills, 0.3 grams of crack cocaine, three Xanax pills, two Hash oil cartridges, numerous items of paraphernalia. Furthermore, officers located items indicative of drug sales concealed inside the vehicle. During the investigation, the defendant requested to provide information to investigators in hopes of leniency. The defendant was released due to COVID precautions, and charges were filed at a later date.
- In January 2021, the Street Crimes Unit (SCU) began investigating a suspect using a confidential informant (CI) who advised the suspect to sell large quantities of fentanyl-laced, counterfeit oxycodone hydrochloride "M-30's" in Tucson, AZ. Officers learned the defendant had numerous firearms in residence to include fully automatic weapons. The Drug Enforcement Administration (DEA) was made aware of the information received, which led to a joint investigation between CCSO and DEA. Investigators executed a search warrant at the suspect's residence utilizing DEA's Special Response Team for the service of the search warrant and the Pima County Sheriff's Office. The suspect was initially non-compliant but was ultimately taken into custody. Investigators then searched the residence locating over 450 "M-30's", a handgun, and numerous items of drug paraphernalia indicative of drug sales. A subsequent interview with the defendant revealed the sale of "M-30's" solely for profit. The defendant was booked into the Pima County Jail. The case was submitted to the Attorney General's office for prosecution.
- In June 2021, the Cochise County Sheriff's Office (CCSO) Street Crimes Unit (SCU) investigated a suspect who allegedly sold large quantities of fentanyl-laced, counterfeit oxycodone hydrochloride "M-30's" in the Sierra Vista, AZ area. The SCU learned that the DEA SVRO had an active

investigation into the same suspect and that the defendant had traveled to Tucson to replenish the supply of "M-30's". In late June, the SCU, DEA SVRO, and Sierra Vista Police Department established surveillance in anticipation of the suspect's return. The SCU conducted a traffic stop along with the assistance of SVPD and DEA. During the traffic stop, a canine was utilized to conduct a free air sniff of the vehicle. A subsequent search led to a seizure of approximately 750 "M-30's", 5.6 grams of heroin, 5.98 grams of methamphetamine, and 5.6 grams of psilocybin mushrooms. The suspect and four other associates were arrested and booked into the Cochise County Jail.

Performance Benchmarks

All agencies are required to estimate performance benchmarks according to their program area. While these benchmark measures are not all-inclusive of program performance, they provide a method of determining program success and efficacy and support evidence-based programming.

Performance Measure	FY 2021 Estimated	FY 2021 Actual
Drug Value Removed per Grant Dollar Expended	\$0.00	\$5.15
Arrests per Investigation	0.00	2.21
Percent of Investigations closed	0.00%	35.00%

*FY 2021 performance benchmark estimate wasn't supplied by the agency.

Apprehension Projects: Cochise County Sheriff's Office

Grant Number: DC-21-003

Drug Arrest Activity									Drug Removal & Value	
	Buy / Receive	Cultivate / Manufacture	Distribute / Sell	Possess / Conceal	Transport / Import	Consume / Use	Other	Total	Quantity Removed	Value
Cocaine (powder)	0	0	0	1	0	0	0	1	0.03 Kg	\$1,500.00
Crack (cocaine)	0	0	0	0	0	0	0	0	0.00 g	\$0.00
Ecstasy (MDMA)	0	0	0	0	0	0	0	0	0.00 ea	\$0.00
Fentanyl	0	0	19	1	1	2	0	23	929,864,719.00 mcg	\$70,000.00
Hashish	0	0	0	0	0	0	0	0	0.00 g	\$0.00
Heroin	0	0	1	1	0	0	0	2	77.89 g	\$5,050.00
High Grade Marijuana	0	0	0	0	0	0	0	0	0.00 lbs	\$0.00
Ketamine	0	0	0	0	0	0	0	0	0.00 mg	\$0.00
LSD	0	0	0	0	0	0	0	0	0.00 units	\$0.00
Marijuana	0	0	0	0	2	0	0	2	305.70 lbs	\$78,000.00
Marijuana Plants	0	0	0	0	0	0	0	0	0.00 ea	\$0.00
Medical Marijuana	0	0	0	0	0	0	0	0	0.00 oz	\$0.00
Methamphetamine/Amphetamine	0	0	11	4	1	3	0	19	36,826.01 g	\$120,300.00
Paraphernalia	0	0	0	0	0	0	0	0	0.00 ea	\$0.00
PCP	0	0	0	0	0	0	0	0	0.00 units	\$0.00
Prescription Pain Reliever	0	0	0	0	0	0	0	0	0.00 ea	\$0.00
Prescription Sedative	0	0	8	2	0	0	0	10	82,461.00 ea	\$358,000.00
Prescription Stimulant	0	0	0	0	0	0	0	0	0.00 ea	\$0.00
Psilocybin (Mushrooms)	0	0	0	0	0	0	0	0	0.00 g	\$0.00
Salvia	0	0	0	0	0	0	0	0	0.00 g	\$0.00
Steroids	0	0	0	0	0	0	0	0	0.00 mL	\$0.00
Synthetic Cannabinoids	0	0	0	0	0	0	0	0	0.00 g	\$0.00
Unknown Drug	0	0	0	0	0	0	0	0	0.00 units	\$0.00
Total	0	0	39	9	4	5	0	57		\$632,850

Prescription Drug Arrests

Number of drug related arrests from table above that also included prescription drugs	10
---	----

Arrest Demographics

	Male - Under 18	Female - Under 18	Male - 18 & Over	Female - 18 & Over	Total
American Indian / Native Alaskan	0	0	0	0	0
Asian	0	0	0	1	1
Black	0	0	3	1	4
Caucasian	0	0	14	16	30
Hispanic	0	0	18	4	22
Native Hawaiian / Pacific Islander	0	0	0	0	0
Other	0	0	1	1	2
Unknown	0	0	3	0	3
Total	0	0	39	23	62

Drug & Non-Drug Arrests

	Drug	Non-Drug	Total
Violent Crime (excludes Gang-Involved)	0	1	1
Gang-Involved (excludes Violent)	0	0	0
Violent & Gang-Involved	0	0	0
Neither or Not Known	57	4	61
Total	57	5	62
Felony	57	4	61
Misdemeanor-Only	0	1	1
Total	57	5	62

Apprehension- Task Force Activities

Apprehension Projects: Cochise County Sheriff's Office

Grant Number: DC-21-003

Total Seizure Cases	
Federal	2
State	3
Total	5

Total Weapons Seized by Type	
Automatic Weapons / Machine Guns	0
Explosive Devices	0
Handguns (except semi-automatic)	0
Knives / Cutting Instruments	0
Other	0
Rifles (except semi-automatic)	0
Semi-Automatic Handguns	2
Semi-Automatic Rifles	0
Semi-Automatic Shotguns	0
Shotguns (except semi-automatic)	0
Total	2

Marijuana Grows Seized	
Indoor	0
Outdoor	0

Asset Seizures		
	Number	Value
Aircraft	0	\$0.00
Currency	1	\$4,250.00
Other	0	\$0.00
Other Financial Instrument	0	\$0.00
Real Property (Real Estate)	0	\$0.00
Vehicles	1	\$5,000.00
Vessels	0	\$0.00
Weapons	2	\$600.00
Total	4	\$9,850.00

Methamphetamine-Related Statistics	
Methamphetamine-Related Investigations	18
Clandestine Labs Seized	0
<i>Labs Seized with Minor(s) Involved</i>	0
Methamphetamine Dump Sites Discovered	0
<i>Dump Sites Referred for Mitigation/Cleanup</i>	0

Drug Trafficking Organizations			
	Disrupted	Dismantled	Total
Low Level (Street Dealer)	0	0	0
Mid Level (Distributor/Retailer)	19	0	19
High Level (Manufacture/Supplier)	0	0	0
Total	19	0	19

Investigation Data	
New Investigations Opened	48
Pending Investigations	4
Dropped Investigations	0
Closed Investigations	28

Search Warrants Served	
Federal	0
State	18
Other	0
Total	18

Firearms & NIBIN	
Firearms Reported to NIBIN	0
Firearms Traced through ATF	0
Number Charged with Firearm Crimes	0

Training/Community Involvement	
Number of Trainings Attended	4
Number of Trainings Provided	0
Community Meetings Held	0
School Presentations Offered	0



Coconino County – Northern Arizona Street Crimes Task Force (METRO)

Approved Budget FY 2021	
Personnel	\$ 121,639
Employee Related Expenditures	\$ 74,204
Professional & Outside Services	\$ 87,651
Total	\$ 283,494
Fund Source:	
Federal - Byrne/JAG	\$ 99,223
State	\$ 113,398
Match	\$ 70,873

Project Description

This program is administered by the Flagstaff Police Department. The Northern Arizona Street Crimes Task Force (METRO) is formally organized under a board of directors in Coconino County combining federal, state, and local resources to identify, investigate, arrest and prosecute drug law violators, seize illicit drugs and assets and assist in major felony investigations in the county when necessary.

Task Force Participants

Flagstaff Police Department, Coconino County Sheriff's Office, Coconino County Attorney's Office, Arizona Department of Public Safety, Northern Arizona University Police Department, Drug Enforcement Administration (DEA), Federal Bureau of Investigation (FBI), Bureau of Alcohol, Tobacco, Firearms, and Explosives (ATF), Department of Homeland Security (DHS), Homeland Security Investigation (HSI), Williams Police Department, and the Page Police Department.

Objective

To protect life, property, and the rights of individuals by focusing resources of participating agencies in a sustained, coordinated, multi-agency effort to reduce drugs, street, and gang-related crimes, and assemble intelligence through vigorous investigation, apprehension, prosecution, and community participation. A high emphasis is placed on criminal activities related to the sale, distribution, and use of all illicit drugs.

Selected Quarterly Highlights

- METRO continued to focus on fentanyl and heroin dealers during the first quarter because of multiple overdoses in the previous quarter. We continue to arrest fentanyl dealers and oppose their release and have had success with our local judges and prosecutors in keeping them in jail. The low price and availability of fentanyl pills in the Phoenix Metro area have made this fight challenging, as fentanyl can easily be transported to Flagstaff. During this past quarter, we worked with HSI targeting cartel-level money and drugs loads. This effort has resulted in the seizure of several hundreds of thousands of dollars and hundreds of pounds of drugs. The agency has also worked with the FBI targeting drugs dealers on the Navajo Reservation.
- In December 2020, an undercover officer and confidential informant with METRO purchased Methamphetamine and Heroin on multiple occasions from a suspect. A buy/bust scenario was set up by Metro. The suspect agreed to meet the same undercover officer at a local motel in Flagstaff to sell Methamphetamine. Metro, FBI, FPD, and HSI agents pinned the suspect's vehicle to prevent fleeing upon arrival. The suspect was apprehended with approximately two ounces of methamphetamine and over 20 grams of heroin in the car. Metro, DEA, FBI, HSI, ATF, CCSO, and FPD were executed a search warrant at the suspect's residence. Two of the suspect's associates were arrested for drug and weapons charges. Approximately two ounces of methamphetamine, paraphernalia, a gun, and over \$4,500 in cash were seized. The suspect was indicted on eight felony charges in addition to the probation violation warrant for the prior drug charges.

Apprehension - Task Force Activities

- Our agency have signed up multiple informants during the past quarter who have introduced our team to buy guns and drugs from a violent gang in Northern Arizona. We are continuing the collaboration with our federal partners to ensure a successful and long-term investigation. Now that things are loosening up with COVID, we have been submitting charges on several individuals waiting during this unprecedented time in the world.
- Our agency finished a year and a half-long investigation into the massage parlors in Northern Arizona during the past quarter. Several arrests will be made based on that investigation with the hope of deterring/dismantling the sexual activity that occurs inside the parlors. The agency has also worked our way into several low-high level fentanyl dealers with the plan of decreasing the amount of fentanyl dealt on the street. Northern Arizona has observed several drug overdoses from fentanyl during the past few years.

Performance Benchmarks

All agencies are required to estimate performance benchmarks according to their program area. While these benchmark measures are not all-inclusive of program performance, they provide a method of determining program success and efficacy and support evidence-based programming.

Performance Measure	FY 2021 Estimated	FY 2021 Actual
Drug Value Removed per Grant Dollar Expended	\$9.14	\$31.76
Arrests per Investigation	1.20	1.60
Percent of Investigations closed	71.90%	19.57%

Apprehension Projects: Flagstaff Police Department

Grant Number: DC-21-002

Drug Arrest Activity									Drug Removal & Value	
	Buy / Receive	Cultivate / Manufacture	Distribute / Sell	Possess / Conceal	Transport / Import	Consume / Use	Other	Total	Quantity Removed	Value
Cocaine (powder)	0	0	2	1	0	0	0	3	0.28 Kg	\$19,691.00
Crack (cocaine)	0	0	0	0	0	0	0	0	0.00 g	\$0.00
Ecstasy (MDMA)	0	0	0	0	0	0	0	0	31.00 ea	\$585.00
Fentanyl	0	0	20	5	0	0	0	25	0.00 mcg	\$0.00
Hashish	0	0	0	0	0	0	0	0	0.00 g	\$0.00
Heroin	0	0	2	4	0	0	0	6	16,712.61 g	\$1,671,026.00
High Grade Marijuana	0	0	0	0	0	0	0	0	0.00 lbs	\$0.00
Ketamine	0	0	0	0	0	0	0	0	0.00 mg	\$0.00
LSD	0	0	0	0	0	0	0	0	95.00 units	\$955.00
Marijuana	0	1	0	1	0	0	0	2	15.53 lbs	\$105,447.00
Marijuana Plants	0	0	0	0	0	0	0	0	88.00 ea	\$88.00
Medical Marijuana	0	0	0	0	0	0	0	0	0.00 oz	\$0.00
Methamphetamine/Amphetamine	0	0	21	6	0	0	0	27	150,370.41 g	\$3,451,024.00
Other Drug	0	0	1	2	0	0	0	3	N/A	\$3,744,718.00
Paraphernalia	0	0	0	6	0	0	0	6	974.00 ea	\$4.00
PCP	0	0	0	0	0	0	0	0	0.00 units	\$0.00
Prescription Pain Reliever	0	0	0	0	0	0	0	0	6.00 ea	\$45.00
Prescription Sedative	0	0	2	0	0	0	0	2	1,040.50 ea	\$10,220.00
Prescription Stimulant	0	0	0	0	0	0	0	0	32.00 ea	\$310.00
Psilocybin (Mushrooms)	0	0	0	0	0	0	0	0	79.88 g	\$830.00
Salvia	0	0	0	8	0	0	0	8	0.00 g	\$0.00
Steroids	0	0	0	0	0	0	0	0	0.00 mL	\$0.00
Synthetic Cannabinoids	0	0	0	0	0	0	0	0	0.00 g	\$0.00
Unknown Drug	0	0	0	0	0	0	0	0	0.00 units	\$0.00
Total	0	1	48	33	0	0	0	82		\$9,004,943

Prescription Drug Arrests

Number of drug related arrests from table above that also included prescription drugs

12

Arrest Demographics

	Male - Under 18	Female - Under 18	Male - 18 & Over	Female - 18 & Over	Total
American Indian / Native Alaskan	0	0	10	11	21
Asian	0	0	0	0	0
Black	0	0	3	0	3
Caucasian	0	0	26	13	39
Hispanic	0	0	20	5	25
Native Hawaiian / Pacific Islander	0	0	0	0	0
Other	0	0	0	0	0
Unknown	0	0	0	0	0
Total	0	0	59	29	88

Drug & Non-Drug Arrests

	Drug	Non-Drug	Total
Violent Crime (excludes Gang-Involved)	0	0	0
Gang-Involved (excludes Violent)	1	0	1
Violent & Gang-Involved	0	0	0
Neither or Not Known	81	6	87
Total	82	6	88
Felony	81	3	84
Misdemeanor-Only	1	3	4
Total	82	6	88

Apprehension- Task Force Activities

Apprehension Projects: Flagstaff Police Department

Grant Number: DC-21-002

Total Seizure Cases	
Federal	2
State	18
Total	20

Total Weapons Seized by Type	
Automatic Weapons / Machine Guns	12
Explosive Devices	0
Handguns (except semi-automatic)	1
Knives / Cutting Instruments	0
Other	0
Rifles (except semi-automatic)	4
Semi-Automatic Handguns	10
Semi-Automatic Rifles	0
Semi-Automatic Shotguns	0
Shotguns (except semi-automatic)	4
Total	31

Marijuana Grows Seized	
Indoor	1
Outdoor	0

Asset Seizures		
	Number	Value
Aircraft	0	\$0.00
Currency	15	\$33,347.15
Other	0	\$0.00
Other Financial Instrument	0	\$0.00
Real Property (Real Estate)	0	\$0.00
Vehicles	0	\$0.00
Vessels	0	\$0.00
Weapons	31	\$34,330.00
Total	46	\$67,677.15

Methamphetamine-Related Statistics	
Methamphetamine-Related Investigations	64
Clandestine Labs Seized	0
<i>Labs Seized with Minor(s) Involved</i>	0
Methamphetamine Dump Sites Discovered	0
<i>Dump Sites Referred for Mitigation/Cleanup</i>	0

Drug Trafficking Organizations			
	Disrupted	Dismantled	Total
Low Level (Street Dealer)	10	0	10
Mid Level (Distributor/Retailer)	31	0	31
High Level (Manufacture/Supplier)	0	0	0
Total	41	0	41

Investigation Data	
New Investigations Opened	136
Pending Investigations	90
Dropped Investigations	0
Closed Investigations	55

Search Warrants Served	
Federal	1
State	13
Other	0
Total	14

Firearms & NIBIN	
Firearms Reported to NIBIN	0
Firearms Traced through ATF	31
Number Charged with Firearm Crimes	10

Training/Community Involvement	
Number of Trainings Attended	29
Number of Trainings Provided	12
Community Meetings Held	0
School Presentations Offered	0



Gila County – Drug, Gang and Violent Crimes Task Force

Approved Budget FY 2021	
Personnel	\$ 184,675
Overtime	\$ 7,689
Employee Related Expenditures	\$ 139,290
Total	\$ 331,654
Fund Source:	
Federal - Byrne/JAG	\$ 116,079
State	\$ 132,662
Match	\$ 82,913

Project Description

The Flagstaff Police Department administers this program. The Northern Arizona Street Crimes Task Force (METRO) is formally organized under a board of directors in Coconino County, combining federal, state, and local resources. Our agency identifies, investigates, arrests, and prosecutes drug law violators, seizes illicit drugs and assets, and assists in significant felony investigations in the county when necessary.

Task Force Participants

Flagstaff Police Department, Coconino County Sheriff's Office, Coconino County Attorney's Office, Arizona Department of Public Safety, Northern Arizona University Police Department, Drug Enforcement Administration (DEA), Federal Bureau of Investigation (FBI), Bureau of Alcohol, Tobacco, Firearms, and Explosives (ATF), Department of Homeland Security (DHS), Homeland Security Investigation (HSI), Williams Police Department, and the Page Police Department.

Objective

To protect life, property, and the rights of individuals by focusing resources of participating agencies in a sustained, coordinated, multi-agency effort to reduce drugs, street, and gang-related crimes, and assemble intelligence through vigorous investigation, apprehension, prosecution, and community participation. A high emphasis is placed on criminal activities related to the sale, distribution, and use of illicit drugs.

Selected Quarterly Highlights

- METRO continued to focus on fentanyl and heroin dealers during the first quarter because of multiple overdoses in the previous quarter. We continue to arrest fentanyl dealers and oppose their release and have had success with our local judges and prosecutors in keeping them in jail. The low price and availability of fentanyl pills in the Phoenix Metro area have made this fight challenging, as fentanyl can easily be transported to Flagstaff. During this past quarter, we worked with HSI targeting cartel-level money and drugs loads. This effort has resulted in the seizure of several hundreds of thousands of dollars and hundreds of pounds of drugs. The agency have also worked with the FBI targeting drugs dealers on the Navajo Reservation.
- In December 2020, an undercover officer and confidential informant with METRO purchased Methamphetamine and Heroin on multiple occasions from a suspect. A buy/bust scenario was set up by Metro. The suspect agreed to meet the same undercover officer at a local motel in Flagstaff to sell Methamphetamine. Metro, FBI, FPD, and HSI agents pinned the suspect's vehicle to prevent fleeing upon arrival. The suspect was apprehended with approximately two ounces of methamphetamine and over 20 grams of heroin in the car. Metro, DEA, FBI, HSI, ATF, CCSO, and FPD were executed a search warrant at the suspect's residence. Two of the suspect's associates were arrested for drug and weapons charges. Approximately two ounces of methamphetamine, paraphernalia, a gun, and over \$4,500 in cash were seized. The suspect was indicted on eight felony charges in addition to the probation violation warrant for the prior drug charges.

- The agency has signed up multiple informants during the past quarter who have introduced our team to buy guns and drugs from a violent gang in Northern Arizona. The agency is continuing the collaboration with our federal partners to ensure a successful and long-term investigation. Now that things are loosening up with COVID, we have been submitting charges on several individuals waiting during this unprecedented time in the world.
- The agency finished a year and a half-long investigation into the massage parlors in Northern Arizona during the past quarter. Several arrests will be made based on that investigation with the hope of deterring/dismantling the sexual activity that occurs inside the parlors. The agency has also worked our way into several low-high level fentanyl dealers with the plan of decreasing the amount of fentanyl dealt on the street. Northern Arizona has observed several drug overdoses from fentanyl during the past few years.

Performance Benchmarks

All agencies are required to estimate performance benchmarks according to their program area. While these benchmark measures are not all-inclusive of program performance, they provide a method of determining program success and efficacy and support evidence-based programming.

Performance Measure	FY 2021 Estimated	FY 2021 Actual
Drug Value Removed per Grant Dollar Expended	\$39.20	\$15.71
Arrests per Investigation	2.20	1.58
Percent of Investigations closed	101.5%	50.00%

Apprehension Projects: Gila County Sheriff's Office

Grant Number: DC-21-004

Drug Arrest Activity									Drug Removal & Value	
	Buy / Receive	Cultivate / Manufacture	Distribute / Sell	Possess / Conceal	Transport / Import	Consume / Use	Other	Total	Quantity Removed	Value
Cocaine (powder)	0	0	0	5	0	0	0	5	0.05 Kg	\$5,000.00
Crack (cocaine)	0	0	0	0	0	0	0	0	0.00 g	\$0.00
Ecstasy (MDMA)	0	0	0	0	0	0	0	0	0.00 ea	\$0.00
Fentanyl	0	0	19	53	10	0	0	82	5,291,920,000.00 mcg	\$4,324,403.00
Hashish	0	0	0	9	0	0	0	9	92.00 g	\$9,200.00
Heroin	0	0	12	23	4	0	0	39	575.33 g	\$69,456.25
High Grade Marijuana	0	0	5	19	2	1	0	27	15.26 lbs	\$39,235.00
Ketamine	0	0	0	0	2	0	0	2	1,816,000.00 mg	\$45,400.00
LSD	0	0	0	0	0	0	0	0	0.00 units	\$0.00
Marijuana	0	0	0	0	0	0	0	0	0.00 lbs	\$0.00
Marijuana Plants	0	2	0	0	0	0	0	2	1.00 ea	\$1,500.00
Medical Marijuana	0	0	0	0	0	0	0	0	0.00 oz	\$0.00
Methamphetamine/Amphetamine	0	0	75	71	16	0	0	162	7,312.50 g	\$651,356.00
Paraphernalia	0	0	0	65	0	0	0	65	1,929.00 ea	\$37,560.00
PCP	0	0	0	0	0	0	0	0	0.00 units	\$0.00
Prescription Pain Reliever	0	0	2	10	0	0	0	12	190.00 ea	\$5,700.00
Prescription Sedative	0	0	0	3	0	0	0	3	316.00 ea	\$9,480.00
Prescription Stimulant	0	0	0	1	0	0	0	1	18.00 ea	\$540.00
Psilocybin (Mushrooms)	0	0	1	2	0	0	0	3	109.60 g	\$10,960.00
Salvia	0	0	0	0	0	0	0	0	0.00 g	\$0.00
Steroids	0	0	0	0	0	0	0	0	0.00 mL	\$0.00
Synthetic Cannabinoids	0	0	0	0	0	0	0	0	0.00 g	\$0.00
Unknown Drug	0	0	0	0	0	0	0	0	0.00 units	\$0.00
Total	0	2	114	261	34	1	0	412		\$5,209,790

Prescription Drug Arrests

Number of drug-related arrests from table above that also included prescription drugs	63
---	----

Arrest Demographics

	Male - Under 18	Female - Under 18	Male - 18 & Over	Female - 18 & Over	Total
American Indian / Native Alaskan	0	0	70	23	93
Asian	0	0	0	0	0
Black	0	0	4	1	5
Caucasian	0	0	195	88	283
Hispanic	3	0	72	25	100
Native Hawaiian / Pacific Islander	0	0	0	0	0
Other	0	0	0	0	0
Unknown	0	0	0	0	0
Total	3	0	341	137	481

Drug & Non-Drug Arrests

	Drug	Non-Drug	Total
Violent Crime (excludes Gang-Involved)	0	7	7
Gang-Involved (excludes Violent)	72	10	82
Violent & Gang-Involved	0	4	4
Neither or Not Known	340	48	388
Total	412	69	481
Felony	411	54	465
Misdemeanor-Only	1	15	16
Total	412	69	481

Total Seizure Cases	
Federal	0
State	25
Total	25

Marijuana Grows Seized	
Indoor	0
Outdoor	1

Total Weapons Seized by Type	
Automatic Weapons / Machine Guns	1
Explosive Devices	0
Handguns (except semi-automatic)	8
Knives / Cutting Instruments	4
Other	2
Rifles (except semi-automatic)	1
Semi-Automatic Handguns	25
Semi-Automatic Rifles	2
Semi-Automatic Shotguns	2
Shotguns (except semi-automatic)	0
Total	45

Asset Seizures		
	Number	Value
Aircraft	0	\$0.00
Currency	6	\$46,526.00
Other	0	\$0.00
Other Financial Instrument	0	\$0.00
Real Property (Real Estate)	0	\$0.00
Vehicles	1	\$8,000.00
Vessels	0	\$0.00
Weapons	45	\$17,675.00
Total	52	\$72,201.00

Methamphetamine-Related Statistics	
Methamphetamine-Related Investigations	166
Clandestine Labs Seized	0
<i>Labs Seized with Minor(s) Involved</i>	0
Methamphetamine Dump Sites Discovered	0
<i>Dump Sites Referred for Mitigation/Cleanup</i>	0

Drug Trafficking Organizations			
	Disrupted	Dismantled	Total
Low Level (Street Dealer)	39	4	43
Mid Level (Distributor/Retailer)	3	1	4
High Level (Manufacture/Supplier)	0	0	0
Total	42	5	47

Investigation Data	
New Investigations Opened	305
Pending Investigations	0
Dropped Investigations	0
Closed Investigations	305

Search Warrants Served	
Federal	5
State	41
Other	1
Total	47

Firearms & NIBIN	
Firearms Reported to NIBIN	0
Firearms Traced through ATF	0
Number Charged with Firearm Crimes	40

Training/Community Involvement	
Number of Trainings Attended	72
Number of Trainings Provided	98
Community Meetings Held	3
School Presentations Offered	2



Graham County – Southeastern Arizona Narcotic Task Force

Approved Budget FY 2021	
Overtime	\$ 5,000
Employee Related Expenditures	\$ 1,500
Professional & Outside Services	\$ 20,434
Total	\$ 26,934
Fund Source:	
Federal - Byrne/JAG	\$ 9,427
State	\$ 10,774
Match	\$ 6,733

Project Description

The Graham County Sheriff's Office administers this program. The Southeastern Arizona Narcotic Task Force is a multi-jurisdictional, multi-agency task force formally organized to conduct drug interdiction, marijuana field eradication, street-level narcotics enforcement, and investigative activities throughout Graham County.

Task Force Participants

Graham County Sheriff's Office, Safford Police Department, Thatcher Police Department, Pima Police Department, Eastern Arizona College Police Department, and the Arizona Department of Public Safety.

Objective

To respond to requests by any Graham County or other law enforcement agency to assist and/or investigate any illegal drug operations or organizations. The task force is mandated to work together to investigate drug-related crimes within Graham County, such as the transport, sale, possession, or manufacturing of illegal drugs and the misuse, possession, or sale of prescription drugs.

Selected Quarterly Highlights

- Through combined efforts, we were able to disrupt the flow of illegal drugs in Graham County.
- During this quarter, our agency impacted the flow of illegal drugs into and inside Graham County.
- With an undercover officer, our agency was able to impact the flow of Fentanyl pills coming into Graham County and being distributed inside Graham County.
- 15.5 pounds of methamphetamine were taken off the streets using communication and effort between at least two agencies during this quarter.

Performance Benchmarks

All agencies are required to estimate performance benchmarks according to their program area. While these benchmark measures are not all-inclusive of program performance, they provide a method of determining program success and efficacy and support evidence-based programming.

Performance Measure	FY 2021 Estimated	FY 2021 Actual
Drug Value Removed per Grant Dollar Expended	\$0.00	\$4.03
Arrests per Investigation	0.80	6.93
Percent of Investigations closed	83.30%	90.00%

Apprehension Projects: Graham County Sheriff's Office

Grant Number: DC-21-005

Drug Arrest Activity									Drug Removal & Value	
	Buy / Receive	Cultivate / Manufacture	Distribute / Sell	Possess / Conceal	Transport / Import	Consume / Use	Other	Total	Quantity Removed	Value
Cocaine (powder)	0	0	0	2	0	0	0	2	0.01 Kg	\$300.00
Crack (cocaine)	0	0	0	0	0	0	0	0	0.00 g	\$0.00
Ecstasy (MDMA)	0	0	0	0	0	0	0	0	0.00 ea	\$0.00
Fentanyl	0	0	0	9	4	0	0	13	397,537,000.00 mcg	\$20,418.40
Hashish	0	0	0	0	0	0	0	0	0.00 g	\$0.00
Heroin	0	0	3	31	0	0	0	34	123.90 g	\$19,150.00
High Grade Marijuana	0	0	0	0	0	0	0	0	0.00 lbs	\$0.00
Ketamine	0	0	0	0	0	0	0	0	0.00 mg	\$0.00
LSD	0	0	1	1	0	0	0	2	254.00 units	\$5,600.00
Marijuana	0	0	3	29	0	0	0	32	0.42 lbs	\$500.00
Marijuana Plants	0	0	0	0	0	0	0	0	0.00 ea	\$0.00
Medical Marijuana	0	0	0	0	0	0	0	0	0.00 oz	\$0.00
Methamphetamine/Amphetamine	0	0	9	61	0	0	0	70	8,268.16 g	\$50,500.00
Paraphernalia	0	0	0	0	0	0	0	0	0.00 ea	\$0.00
PCP	0	0	0	0	0	0	0	0	0.00 units	\$0.00
Prescription Pain Reliever	0	0	6	20	3	0	0	29	185.00 ea	\$7,250.00
Prescription Sedative	0	0	0	0	0	0	0	0	0.00 ea	\$0.00
Prescription Stimulant	0	0	0	0	0	0	0	0	0.00 ea	\$0.00
Psilocybin (Mushrooms)	0	0	0	4	1	0	0	5	25.08 g	\$1,152.50
Salvia	0	0	0	0	0	0	0	0	0.00 g	\$0.00
Steroids	0	0	0	0	0	0	0	0	0.00 mL	\$0.00
Synthetic Cannabinoids	0	0	0	0	0	0	0	0	0.00 g	\$0.00
Unknown Drug	0	0	0	0	0	0	0	0	104.00 units	\$3,640.00
Total	0	0	22	157	8	0	0	187		\$108,511

Prescription Drug Arrests

Number of drug related arrests from table above that also included prescription drugs

74

Arrest Demographics

	Male - Under 18	Female - Under 18	Male - 18 & Over	Female - 18 & Over	Total
American Indian / Native Alaskan	0	0	7	7	14
Asian	0	0	0	0	0
Black	0	0	5	3	8
Caucasian	0	0	55	36	91
Hispanic	2	0	42	28	72
Native Hawaiian / Pacific Islander	0	0	2	0	2
Other	0	0	0	0	0
Unknown	0	0	0	0	0
Total	2	0	111	74	187

Drug & Non-Drug Arrests

	Drug	Non-Drug	Total
Violent Crime (excludes Gang-Involved)	0	0	0
Gang-Involved (excludes Violent)	0	0	0
Violent & Gang-Involved	0	0	0
Neither or Not Known	187	0	187
Total	187	0	187
Felony	187	0	187
Misdemeanor-Only	0	0	0
Total	187	0	187

Apprehension- Task Force Activities

Apprehension Projects: Graham County Sheriff's Office

Grant Number: DC-21-005

Total Seizure Cases	
Federal	0
State	15
Total	15

Total Weapons Seized by Type	
Automatic Weapons / Machine Guns	0
Explosive Devices	0
Handguns (except semi-automatic)	2
Knives / Cutting Instruments	0
Other	0
Rifles (except semi-automatic)	3
Semi-Automatic Handguns	8
Semi-Automatic Rifles	0
Semi-Automatic Shotguns	0
Shotguns (except semi-automatic)	0
Total	13

Marijuana Grows Seized	
Indoor	0
Outdoor	0

Asset Seizures		
	Number	Value
Aircraft	0	\$0.00
Currency	2	\$7,200.00
Other	0	\$0.00
Other Financial Instrument	0	\$0.00
Real Property (Real Estate)	0	\$0.00
Vehicles	0	\$0.00
Vessels	0	\$0.00
Weapons	13	\$3,500.00
Total	15	\$10,700.00

Methamphetamine-Related Statistics	
Methamphetamine-Related Investigations	30
Clandestine Labs Seized	0
<i>Labs Seized with Minor(s) Involved</i>	0
Methamphetamine Dump Sites Discovered	0
<i>Dump Sites Referred for Mitigation/Cleanup</i>	0

Drug Trafficking Organizations			
	Disrupted	Dismantled	Total
Low Level (Street Dealer)	18	0	18
Mid Level (Distributor/Retailer)	1	0	1
High Level (Manufacture/Supplier)	0	0	0
Total	19	0	19

Investigation Data	
New Investigations Opened	30
Pending Investigations	2
Dropped Investigations	3
Closed Investigations	27

Search Warrants Served	
Federal	0
State	0
Other	0
Total	0

Firearms & NIBIN	
Firearms Reported to NIBIN	0
Firearms Traced through ATF	0
Number Charged with Firearm Crimes	0

Training/Community Involvement	
Number of Trainings Attended	0
Number of Trainings Provided	0
Community Meetings Held	0
School Presentations Offered	0



Greenlee County – Narcotics Task Force (GCNTF)

Approved Budget FY 2021	
Overtime	\$ 31,967
Total	\$ 31,967
Fund Source:	
Federal - Byrne/JAG	\$ 11,188
State	\$ 12,787
Match	\$ 7,992

Project Description

The Greenlee County Sheriff's Office administers this program. In cooperation with participating agencies, the Greenlee County Narcotics Task Force (GCNTF) provides resources and personnel to conduct narcotics investigations and enforcement activities throughout the county.

Task Force Participants

Greenlee County Sheriff's Office, Clifton Police Department, Greenlee County Attorney's Office, and the Greenlee County Probation Department.

Objective

To provide all citizens of Greenlee County with a comprehensive, coordinated narcotics unit comprised of local, state, and federal resources, along with personnel to investigate, apprehend and convict street and mid-level drug violators.

Selected Quarterly Highlights

- During a traffic stop, one male subject was apprehended on an out-of-state warrant for multiple weapon charges. Illicit drugs and stolen weapons were also recovered.

Performance Benchmarks

All agencies are required to estimate performance benchmarks according to their program area. While these benchmark measures are not all-inclusive of program performance, they provide a method of determining program success and efficacy and support evidence-based programming.

Performance Measure	FY 2021 Estimated	FY 2021 Actual
Drug Value Removed per Grant Dollar Expended	\$1.56	\$0.06
Arrests per Investigation	1.10	0.00
Percent of Investigations closed	94.30%	0.00%

*Number of investigation data reported as 0 by the agency.

Apprehension Projects: Greenlee County Sheriff's Office

Grant Number: DC-21-006

Drug Arrest Activity									Drug Removal & Value	
	Buy / Receive	Cultivate / Manufacture	Distribute / Sell	Possess / Conceal	Transport / Import	Consume / Use	Other	Total	Quantity Removed	Value
Cocaine (powder)	0	0	0	0	0	0	0	0	0.00 Kg	\$0.00
Crack (cocaine)	0	0	0	0	0	0	0	0	0.00 g	\$0.00
Ecstasy (MDMA)	0	0	0	0	0	0	0	0	0.00 ea	\$0.00
Fentanyl	0	0	0	1	0	0	0	1	0.00 mcg	\$0.00
Hashish	0	0	0	0	0	0	0	0	0.00 g	\$0.00
Heroin	0	0	0	1	0	0	0	1	1.00 g	\$80.00
High Grade Marijuana	0	0	0	0	0	0	0	0	0.00 lbs	\$0.00
Ketamine	0	0	0	0	0	0	0	0	0.00 mg	\$0.00
LSD	0	0	0	1	0	0	0	1	1.00 units	\$100.00
Marijuana	0	0	0	5	0	0	0	5	0.10 lbs	\$150.00
Marijuana Plants	0	0	0	0	0	0	0	0	0.00 ea	\$0.00
Medical Marijuana	0	0	0	0	0	0	0	0	0.00 oz	\$0.00
Methamphetamine/Amphetamine	0	0	0	4	0	0	0	4	10.00 g	\$1,000.00
Paraphernalia	0	0	0	12	0	0	0	12	25.00 ea	\$250.00
PCP	0	0	0	0	0	0	0	0	0.00 units	\$0.00
Prescription Pain Reliever	0	0	0	1	0	0	0	1	5.00 ea	\$55.00
Prescription Sedative	0	0	0	0	0	0	0	0	5.00 ea	\$75.00
Prescription Stimulant	0	0	0	0	0	0	0	0	0.00 ea	\$0.00
Psilocybin (Mushrooms)	0	0	0	0	0	0	0	0	0.00 g	\$0.00
Salvia	0	0	0	0	0	0	0	0	0.00 g	\$0.00
Steroids	0	0	0	1	0	0	0	1	10.00 mL	\$100.00
Synthetic Cannabinoids	0	0	0	0	0	0	0	0	0.00 g	\$0.00
Unknown Drug	0	0	0	0	0	0	0	0	0.00 units	\$0.00
Total	0	0	0	26	0	0	0	26		\$1,810.00

Prescription Drug Arrests

Number of drug related arrests from table above that also included prescription drugs

1

Arrest Demographics

	Male - Under 18	Female - Under 18	Male - 18 & Over	Female - 18 & Over	Total
American Indian / Native Alaskan	0	0	0	0	0
Asian	0	0	0	0	0
Black	0	0	0	0	0
Caucasian	0	0	15	7	22
Hispanic	0	0	3	1	4
Native Hawaiian / Pacific Islander	0	0	0	0	0
Other	0	0	0	0	0
Unknown	0	0	0	0	0
Total	0	0	18	8	26

Drug & Non-Drug Arrests

	Drug	Non-Drug	Total
Violent Crime (excludes Gang-Involved)	0	0	0
Gang-Involved (excludes Violent)	0	0	0
Violent & Gang-Involved	0	0	0
Neither or Not Known	26	0	26
Total	26	0	26
Felony	26	0	26
Misdemeanor-Only	0	0	0
Total	26	0	26

Apprehension- Task Force Activities

Apprehension Projects: Greenlee County Sheriff's Office

Grant Number: DC-21-006

Total Seizure Cases	
Federal	0
State	0
Total	0

Total Weapons Seized by Type	
Automatic Weapons / Machine Guns	0
Explosive Devices	0
Handguns (except semi-automatic)	0
Knives / Cutting Instruments	0
Other	0
Rifles (except semi-automatic)	0
Semi-Automatic Handguns	1
Semi-Automatic Rifles	0
Semi-Automatic Shotguns	0
Shotguns (except semi-automatic)	0
Total	1

Marijuana Grows Seized	
Indoor	0
Outdoor	0

Asset Seizures		
	Number	Value
Aircraft	0	\$0.00
Currency	0	\$0.00
Other	0	\$0.00
Other Financial Instrument	0	\$0.00
Real Property (Real Estate)	0	\$0.00
Vehicles	0	\$0.00
Vessels	0	\$0.00
Weapons	1	\$400.00
Total	1	\$400.00

Methamphetamine-Related Statistics	
Methamphetamine-Related Investigations	3
Clandestine Labs Seized	0
<i>Labs Seized with Minor(s) Involved</i>	0
Methamphetamine Dump Sites Discovered	0
<i>Dump Sites Referred for Mitigation/Cleanup</i>	0

Drug Trafficking Organizations			
	Disrupted	Dismantled	Total
Low Level (Street Dealer)	0	0	0
Mid Level (Distributor/Retailer)	0	0	0
High Level (Manufacture/Supplier)	0	0	0
Total	0	0	0

Investigation Data	
New Investigations Opened	39
Pending Investigations	14
Dropped Investigations	0
Closed Investigations	0

Search Warrants Served	
Federal	0
State	1
Other	0
Total	1

Firearms & NIBIN	
Firearms Reported to NIBIN	0
Firearms Traced through ATF	0
Number Charged with Firearm Crimes	1

Training/Community Involvement	
Number of Trainings Attended	0
Number of Trainings Provided	2
Community Meetings Held	0
School Presentations Offered	1



La Paz County – Narcotics Task Force (LPCNTF)

Approved Budget FY 2021	
Personnel	\$ 51,470
Employee Related Expenditures	\$ 22,173
Total	\$ 73,643
Fund Source:	
Federal - Byrne/JAG	\$ 25,775
State	\$ 29,457
Match	\$ 18,411

Project Description

This program is administered by the La Paz County Sheriff's Office. The La Paz County Narcotics Task Force (LPCNTF) operates in La Paz County and along the Colorado River in western Arizona to identify, arrest and prosecute drug traffickers and seize illicit drugs and drug law violators' assets forfeiture.

Task Force Participants

La Paz County Sheriff's Office, the United States Border Patrol (USBP), the Colorado River Indian Tribes Police Department, and the Riverside County Sheriff's Office.

Objective

To disrupt and reduce the distribution and sale of illicit drugs in La Paz County by working cooperatively with other Law Enforcement Agencies throughout the nation. To vigorously identify, investigate, arrest, and successfully prosecute local and mid-level drug trafficking organizations, thereby enhancing the quality of life for the citizens of La Paz County.

Selected Quarterly Highlights

- The units seized 22 kilograms of cocaine, 103 pounds of marijuana, 104 pounds of meth, and over \$500,000 assets.
- The units seized \$86,000 in US currency and 45 pounds of marijuana.
- Members of the LPCNTF working with US Border Patrol Intel interdicted 9.5 pounds of Methamphetamine on Interstate 10.
- This quarter, our agency has been working with Border Patrol Intel. With their assistance, we seized 6.5 kilograms of heroin and 9434 Fentanyl pills.

Performance Benchmarks

All agencies are required to estimate performance benchmarks according to their program area. While these benchmark measures are not all-inclusive of program performance, they provide a method of determining program success and efficacy and support evidence-based programming.

Performance Measure	FY 2021 Estimated	FY 2021 Actual
Drug Value Removed per Grant Dollar Expended	\$0.00	\$44.78
Arrests per Investigation	1.10	3.63
Percent of Investigations closed	93.30%	17.39%

Apprehension Projects: La Paz County Sheriff's Office

Grant Number: DC-21-008

Drug Arrest Activity									Drug Removal & Value	
	Buy / Receive	Cultivate / Manufacture	Distribute / Sell	Possess / Conceal	Transport / Import	Consume / Use	Other	Total	Quantity Removed	Value
Cocaine (powder)	0	0	0	0	1	0	0	1	22.00 Kg	\$616,000.00
Crack (cocaine)	0	0	0	0	0	0	0	0	0.00 g	\$0.00
Ecstasy (MDMA)	0	0	0	0	0	0	0	0	0.00 ea	\$0.00
Fentanyl	0	0	0	0	2	0	0	2	3,709,434.00 mcg	\$151,510.00
Hashish	0	0	0	0	0	0	0	0	0.00 g	\$0.00
Heroin	1	0	0	0	2	0	0	3	6,506.40 g	\$130,640.00
High Grade Marijuana	0	0	0	0	9	0	0	9	161.10 lbs	\$96,100.00
Ketamine	0	0	0	0	0	0	0	0	0.00 mg	\$0.00
LSD	0	0	0	0	0	0	0	0	0.00 units	\$0.00
Marijuana	0	0	0	0	0	0	0	0	103.60 lbs	\$186,480.00
Marijuana Plants	0	0	0	0	0	0	0	0	0.00 ea	\$0.00
Medical Marijuana	0	0	0	0	0	0	0	0	0.00 oz	\$0.00
Methamphetamine/Amphetamine	4	0	0	2	5	0	0	11	51,585.00 g	\$1,971,080.00
Paraphernalia	0	0	0	0	0	0	0	0	0.00 ea	\$0.00
PCP	0	0	0	0	0	0	0	0	0.00 units	\$0.00
Prescription Pain Reliever	0	0	0	0	0	0	0	0	0.00 ea	\$0.00
Prescription Sedative	0	0	0	1	0	0	0	1	135.00 ea	\$500.00
Prescription Stimulant	0	0	0	0	0	0	0	0	0.00 ea	\$0.00
Psilocybin (Mushrooms)	0	0	0	0	0	0	0	0	0.00 g	\$0.00
Salvia	0	0	0	0	0	0	0	0	0.00 g	\$0.00
Steroids	0	0	0	0	0	0	0	0	0.00 mL	\$0.00
Synthetic Cannabinoids	0	0	0	0	2	0	0	2	7,257.00 g	\$145,140.00
Unknown Drug	0	0	0	0	0	0	0	0	0.00 units	\$0.00
Total	5	0	0	3	21	0	0	29		\$3,297,450

Prescription Drug Arrests

Number of drug related arrests from table above that also included prescription drugs	6
---	---

Arrest Demographics

	Male - Under 18	Female - Under 18	Male - 18 & Over	Female - 18 & Over	Total
American Indian / Native Alaskan	0	0	0	0	0
Asian	0	0	0	0	0
Black	0	0	2	0	2
Caucasian	0	0	12	1	13
Hispanic	0	0	12	2	14
Native Hawaiian / Pacific Islander	0	0	0	0	0
Other	0	0	0	0	0
Unknown	0	0	0	0	0
Total	0	0	26	3	29

Drug & Non-Drug Arrests

	Drug	Non-Drug	Total
Violent Crime (excludes Gang-Involved)	12	0	12
Gang-Involved (excludes Violent)	0	0	0
Violent & Gang-Involved	0	0	0
Neither or Not Known	17	0	17
Total	29	0	29
Felony	29	0	29
Misdemeanor-Only	0	0	0
Total	29	0	29

Apprehension- Task Force Activities

Apprehension Projects: La Paz County Sheriff's Office

Grant Number: DC-21-008

Total Seizure Cases	
Federal	0
State	10
Total	10

Total Weapons Seized by Type	
Automatic Weapons / Machine Guns	0
Explosive Devices	0
Handguns (except semi-automatic)	1
Knives / Cutting Instruments	0
Other	0
Rifles (except semi-automatic)	0
Semi-Automatic Handguns	2
Semi-Automatic Rifles	1
Semi-Automatic Shotguns	0
Shotguns (except semi-automatic)	0
Total	4

Asset Seizures		
	Number	Value
Aircraft	0	\$0.00
Currency	5	\$645,593.00
Other	0	\$0.00
Other Financial Instrument	0	\$0.00
Real Property (Real Estate)	0	\$0.00
Vehicles	2	\$9,000.00
Vessels	0	\$0.00
Weapons	4	\$1,800.00
Total	11	\$656,393.00

Marijuana Grows Seized	
Indoor	0
Outdoor	0

Methamphetamine-Related Statistics	
Methamphetamine-Related Investigations	8
Clandestine Labs Seized	0
<i>Labs Seized with Minor(s) Involved</i>	<i>0</i>
Methamphetamine Dump Sites Discovered	0
<i>Dump Sites Referred for Mitigation/Cleanup</i>	<i>0</i>

Drug Trafficking Organizations			
	Disrupted	Dismantled	Total
Low Level (Street Dealer)	6	0	6
Mid Level (Distributor/Retailer)	7	0	7
High Level (Manufacture/Supplier)	1	0	1
Total	14	0	14

Investigation Data	
New Investigations Opened	22
Pending Investigations	16
Dropped Investigations	0
Closed Investigations	8

Search Warrants Served	
Federal	0
State	3
Other	0
Total	3

Firearms & NIBIN	
Firearms Reported to NIBIN	0
Firearms Traced through ATF	0
Number Charged with Firearm Crimes	0

Training/Community Involvement	
Number of Trainings Attended	0
Number of Trainings Provided	0
Community Meetings Held	0
School Presentations Offered	0



Maricopa County – Salt River Police Department Special Investigations Task Force

Approved Budget FY 2021	
Overtime	\$ 116,525
Total	\$ 116,525
Fund Source:	
Federal - Byrne/JAG	\$ 40,784
State	\$ 46,610
Match	\$ 29,131

Project Description

This program is administered by the Salt River Pima-Maricopa Indian Community Police Department. The Special Investigation Narcotics Task Force of Salt River Pima-Maricopa Indian Community Police Department, located in Maricopa County, assists in successful prosecution by identifying, investigating, and apprehending those in violation of Tribal, State, or Federal law by trafficking, manufacturing, distributing, and selling illegal narcotics.

Task Force Participants

Salt River Police Department, Drug Enforcement Administration

Objective

In collaboration with the DEA task force, the Special Investigation Narcotics Task Force targets and investigates individuals, professionals, and gangs involved in the illegal cultivation, manufacturing, sale, or distribution of narcotics, prescription, or dangerous drugs in the Phoenix Metro area.

Selected Quarterly Highlights

- In October 2020, the Salt River Police Department/Task Force Group 2 investigators conducted a Title III investigation on a known drug trafficking organization operating in the Phoenix metro area. Investigators intercepted multiple phone calls, conducted surveillance, and obtained enough evidence to obtain a search warrant on an individual's residence. The search warrant resulted in seizing nearly nine pounds of heroin and US currency along with other items. The cooperative efforts of the multi-agency task force are critical to the continued success of these long-term drug investigations.
- In February 2021, Task Force Investigators conducted a Title III wiretap investigation into a drug trafficking organization that intercepted telephone calls between a Phoenix-based target and an individual in Mexico. The target coordinated with the individual in Mexico to secure a load of illegal narcotics and then transport the shipment from Mexico into the United States. The final destination was Phoenix, Arizona. Investigators decided to partner with the United States Customs and Border Protection (CBP) to protect the wiretap case, providing agents all pertinent information to identify the load vehicle. CBP located the suspected vehicle when it attempted to enter the United States through a Port of Entry. CBP Agents found 2.8 kilograms of cocaine, 19.6 kilograms of heroin, and over 50,000 counterfeit M30 pills containing fentanyl. The Task Force routinely partners with local, state, and federal partners to reduce the number of illegal narcotics being brought into our cities, neighborhoods, and schools. This particular case resulted in the seizure of over 1.8 million dollars of illicit drugs that will never make it to the streets of Arizona and causing a financial blow to the drug trafficking organization.
- The Salt River Police Department and DEA Phoenix investigated a drug trafficking organization (DTO) based in Chandler, AZ, with connections reaching into Mexico during the fourth quarter. The DTO's primary focus was trafficking illegal narcotics and methamphetamines from Mexico into the United States through the southern Arizona border, funneling the narcotics to the Phoenix metro area, and then funneling the proceeds of those narcotics, usually in the form of US Currency back to Mexico.

Apprehension - Task Force Activities

Through extensive surveillance, investigation, and police contacts, Salt River Police investigators and DEA Agents were able to identify mid-level dealers and vehicles coming from Mexico. In collaboration with members from the Pinal County Sheriff's Office, US Customs and Border Protection, the Chandler Police Department, Avondale Police Department, and the U.S. Postal Service. Investigators conducted numerous traffic stops and search warrants resulting in the seizure of 5.26 pounds of cocaine, 47.52 pounds of heroin, 1.24 ounces of Fentanyl powder, and 48,184 counterfeit oxycodone pills containing fentanyl. Investigators also seized eight vehicles to smuggle illegal narcotics, two firearms, and approximately \$108,000.00 in US Currency.

Performance Benchmarks

All agencies are required to estimate performance benchmarks according to their program area. While these benchmark measures are not all-inclusive of program performance, they provide a method of determining program success and efficacy and support evidence-based programming.

Performance Measure	FY 2021 Estimated	FY 2021 Actual
Drug Value Removed per Grant Dollar Expended	\$8.58	\$46.98
Arrests per Investigation	4.00	6.20
Percent of Investigations closed	5.00%	50.00%

Apprehension Projects: Salt River Pima-Maricopa Indian Community Police Department

Grant Number: DC-21-090

Drug Arrest Activity									Drug Removal & Value	
	Buy / Receive	Cultivate / Manufacture	Distribute / Sell	Possess / Conceal	Transport / Import	Consume / Use	Other	Total	Quantity Removed	Value
Cocaine (powder)	3	0	5	5	5	0	0	18	9.82 Kg	\$482,458.93
Crack (cocaine)	0	0	0	0	0	0	0	0	0.00 g	\$0.00
Ecstasy (MDMA)	0	0	0	0	0	0	0	0	0.00 ea	\$0.00
Fentanyl	4	0	7	5	4	0	0	20	925,692,118.00 mcg	\$1,566,989.00
Hashish	0	0	0	0	0	0	0	0	0.00 g	\$0.00
Heroin	7	0	15	11	10	0	0	43	31,021.04 g	\$1,937,586.20
High Grade Marijuana	0	0	0	0	0	0	0	0	0.00 lbs	\$0.00
Ketamine	0	0	0	0	0	0	0	0	0.00 mg	\$0.00
LSD	0	0	0	0	0	0	0	0	0.00 units	\$0.00
Marijuana	0	0	0	1	0	0	0	1	0.22 lbs	\$100.00
Marijuana Plants	0	0	0	0	0	0	0	0	0.00 ea	\$0.00
Medical Marijuana	0	0	0	0	0	0	0	0	0.00 oz	\$0.00
Methamphetamine/Amphetamine	0	0	4	3	2	0	0	9	10,193.36 g	\$136,204.80
Paraphernalia	0	0	0	0	0	0	0	0	0.00 ea	\$0.00
PCP	0	0	0	0	0	0	0	0	0.00 units	\$0.00
Prescription Pain Reliever	5	0	5	5	5	0	0	20	90,101.00 ea	\$1,351,515.00
Prescription Sedative	0	0	0	0	0	0	0	0	0.00 ea	\$0.00
Prescription Stimulant	0	0	0	0	0	0	0	0	0.00 ea	\$0.00
Psilocybin (Mushrooms)	0	0	0	0	0	0	0	0	0.00 g	\$0.00
Salvia	0	0	0	0	0	0	0	0	0.00 g	\$0.00
Steroids	0	0	0	0	0	0	0	0	0.00 mL	\$0.00
Synthetic Cannabinoids	0	0	0	0	0	0	0	0	0.00 g	\$0.00
Unknown Drug	0	0	0	0	0	0	0	0	0.00 units	\$0.00
Total	19	0	36	30	26	0	0	111		\$5,474,854

Prescription Drug Arrests

Number of drug related arrests from table above that also included prescription drugs

20

Arrest Demographics

	Male - Under 18	Female - Under 18	Male - 18 & Over	Female - 18 & Over	Total
American Indian / Native Alaskan	0	0	0	0	0
Asian	0	0	0	0	0
Black	0	0	0	0	0
Caucasian	0	0	46	3	49
Hispanic	7	0	41	27	75
Native Hawaiian / Pacific Islander	0	0	0	0	0
Other	0	0	0	0	0
Unknown	0	0	0	0	0
Total	7	0	87	30	124

Drug & Non-Drug Arrests

	Drug	Non-Drug	Total
Violent Crime (excludes Gang-Involved)	0	0	0
Gang-Involved (excludes Violent)	0	0	0
Violent & Gang-Involved	0	0	0
Neither or Not Known	111	13	124
Total	111	13	124
Felony	110	13	123
Misdemeanor-Only	1	0	1
Total	111	13	124

Apprehension- Task Force Activities

Apprehension Projects: Salt River Pima-Maricopa Indian Community Police Department

Grant Number: DC-21-090

Total Seizure Cases	
Federal	0
State	27
Total	27

Total Weapons Seized by Type	
Automatic Weapons / Machine Guns	0
Explosive Devices	0
Handguns (except semi-automatic)	1
Knives / Cutting Instruments	0
Other	0
Rifles (except semi-automatic)	1
Semi-Automatic Handguns	11
Semi-Automatic Rifles	11
Semi-Automatic Shotguns	0
Shotguns (except semi-automatic)	0
Total	24

Asset Seizures		
	Number	Value
Aircraft	0	\$0.00
Currency	22	\$463,670.28
Other	0	\$0.00
Other Financial Instrument	0	\$0.00
Real Property (Real Estate)	0	\$0.00
Vehicles	18	\$172,693.00
Vessels	0	\$0.00
Weapons	24	\$12,600.00
Total	64	\$648,963.28

Marijuana Grows Seized	
Indoor	0
Outdoor	0

Methamphetamine-Related Statistics	
Methamphetamine-Related Investigations	2
Clandestine Labs Seized	0
<i>Labs Seized with Minor(s) Involved</i>	0
Methamphetamine Dump Sites Discovered	0
<i>Dump Sites Referred for Mitigation/Cleanup</i>	0

Drug Trafficking Organizations			
	Disrupted	Dismantled	Total
Low Level (Street Dealer)	0	7	7
Mid Level (Distributor/Retailer)	0	16	16
High Level (Manufacture/Supplier)	4	0	4
Total	4	23	27

Investigation Data	
New Investigations Opened	14
Pending Investigations	4
Dropped Investigations	2
Closed Investigations	20

Search Warrants Served	
Federal	0
State	185
Other	0
Total	185

Firearms & NIBIN	
Firearms Reported to NIBIN	0
Firearms Traced through ATF	0
Number Charged with Firearm Crimes	34

Training/Community Involvement	
Number of Trainings Attended	24
Number of Trainings Provided	0
Community Meetings Held	6
School Presentations Offered	0



Mohave County – Mohave Area General Narcotics Enforcement Team (MAGNET)

Approved Budget FY 2021		
Personnel	\$	54,704
Employee Related Expenditures	\$	45,015
Professional & Outside Services	\$	237,113
Total	\$	336,832
Fund Source:		
Federal - Byrne/JAG	\$	117,891
State	\$	134,733
Match	\$	84,208

Project Description

The Kingman Police Department administers this program. The Mohave Area General Narcotics Enforcement Team (MAGNET) is a multi-jurisdictional, multi-agency narcotics task force. The agency organizes to identify, arrest and prosecute drug traffickers, seize drugs, cash assets, and follow investigative leads on narcotics smuggling and illegal drug laboratory activity in Mohave County.

Task Force Participants

The Drug Enforcement Administration (DEA), Arizona Department of Public Safety (DPS), Mohave County Sheriff's Office, Lake Havasu City Police Department, Bullhead City Police Department, Kingman Police Department, and Mohave County Attorney's Office.

Objective

To reduce illicit drug activity in Mohave County, thereby reducing its impact on other areas of the country. This is accomplished by targeting major traffickers, distribution organizations, and manufacturers/producers that operate in Mohave County and whose activities impact the community and the entire country.

Selected Quarterly Highlights

- In September, detectives with the MAGNET Taskforce conducted a traffic stop on Interstate 40 that resulted in a significant seizure of methamphetamine. During the traffic stop, signs of illegal activity were apparent to detectives. Arizona DPS canine arrived on the scene to inspect the vehicle. Upon searching, 89 pounds of methamphetamine were located in the fuel tank of the car. This values over two million dollars' worth of methamphetamine.
- MAGNET detectives have been investigating two drug trafficking organizations (DTO) working together in the Mohave county area throughout the past two years. Detectives worked closely with ATF and DEA to conduct surveillance and controlled buys with both DTOs during the investigation. This investigation resulted in 29 arrests, 120 pounds of methamphetamine were seized, two pounds of heroin, two residences, over \$150,000 in US currency, and 12 vehicles. This case significantly impacted the availability of drugs within the county. Each unit of Magnet throughout the three cities has seen increased drug prices and a decreased supply available to the local users. This case also impacted Las Vegas, Nevada, several areas in California, and had close ties to Mexico. In January 2020, MAGNET assisted the Mohave County Sheriff's office with a traffic stop. As a result of the traffic stop, 66 pounds of liquid meth, six kilograms of cocaine, one kilogram of MDMA, and 206 pounds of THC edibles were seized.
- In this quarter, MAGNET has concluded three larger-scale investigations that increased seizures of Cocaine and Fentanyl. MAGNET detectives assisted the Mohave County Sheriff's Office during a traffic stop that resulted in the arrest of four subjects. During this traffic stop, over 2500 dosage units of Fentanyl pills were located. MAGNET detectives conducted a traffic stop with the assist of a canine, and 1.7 pounds of cocaine was located inside a backpack inside the vehicle. A search warrant was

Apprehension - Task Force Activities

executed on the suspects' residence that led to the seizure of 2.77 ounces of cocaine, 15 Fentanyl pills, US currency, and eight weapons.

- During this quarter, the Mohave Area General Narcotics Enforcement Team received information from Colorado HSI and the Western Colorado Drug Task Force of a commercial vehicle possibly involved in money laundering in our area. An interdiction stop was conducted on the vehicle, where \$485,890.00 was located hidden in two safes. A search of the driver's phone uncovered addresses throughout the country of marijuana deliveries and cash pickups. MAGNET passed on information to Dorchester County Sheriff's Office in South Carolina, the Mississippi Bureau of Narcotics, the DEA Field Division of Los Angeles, and the Inland Regional Narcotics Enforcement Team.

Performance Benchmarks

All agencies are required to estimate performance benchmarks according to their program area. While these benchmark measures are not all-inclusive of program performance, they provide a method of determining program success and efficacy and support evidence-based programming.

Performance Measure	FY 2021 Estimated	FY 2021 Actual
Drug Value Removed per Grant Dollar Expended	\$54.42	\$21.15
Arrests per Investigation	2.00	1.43
Percent of Investigations closed	70.00%	49.23%

Apprehension Projects: Kingman Police Department

Grant Number: DC-21-007

Drug Arrest Activity									Drug Removal & Value	
	Buy / Receive	Cultivate / Manufacture	Distribute / Sell	Possess / Conceal	Transport / Import	Consume / Use	Other	Total	Quantity Removed	Value
Cocaine (powder)	9	0	8	2	8	0	0	27	2.61 Kg	\$95,596.00
Crack (cocaine)	0	0	0	0	0	0	0	0	0.00 g	\$0.00
Ecstasy (MDMA)	0	0	0	0	0	0	0	0	6.00 ea	\$50.00
Fentanyl	15	0	9	6	1	0	0	31	218,439,560.81 mcg	\$247,131.00
Hashish	0	0	0	0	0	0	0	0	0.00 g	\$0.00
Heroin	39	0	17	39	2	0	0	97	1,575.83 g	\$127,376.00
High Grade Marijuana	0	0	1	5	1	0	0	7	223.11 lbs	\$322,904.00
Ketamine	0	0	0	0	0	0	0	0	0.00 mg	\$0.00
LSD	0	0	0	0	0	0	0	0	0.00 units	\$0.00
Marijuana	0	0	0	1	0	0	0	1	0.00 lbs	\$10.00
Marijuana Plants	0	1	0	0	0	0	0	1	1.00 ea	\$4,000.00
Medical Marijuana	0	0	0	0	0	0	0	0	0.00 oz	\$0.00
Methamphetamine/Amphetamine	72	0	40	111	16	0	0	239	117,848.84 g	\$5,809,484.00
Other Drug	2	0	0	1	2	0	0	5	N/A	\$507,447.00
Paraphernalia	0	0	0	23	0	0	0	23	0.00 ea	\$0.00
PCP	0	0	0	0	0	0	0	0	0.00 units	\$0.00
Prescription Pain Reliever	0	0	0	0	0	0	0	0	0.00 ea	\$0.00
Prescription Sedative	0	0	0	1	0	0	0	1	98.00 ea	\$1,070.00
Prescription Stimulant	0	0	0	0	0	0	0	0	0.00 ea	\$0.00
Psilocybin (Mushrooms)	0	0	1	0	0	0	0	1	155.80 g	\$2,618.00
Salvia	0	0	0	0	0	0	0	0	0.00 g	\$0.00
Steroids	0	0	0	0	0	0	0	0	0.00 mL	\$0.00
Synthetic Cannabinoids	0	0	0	0	0	0	0	0	280.00 g	\$5,000.00
Unknown Drug	0	0	0	0	0	0	0	0	0.00 units	\$0.00
Total	137	1	76	189	30	0	0	433		\$7,122,686

Prescription Drug Arrests

Number of drug related arrests from table above that also included prescription drugs

2

Arrest Demographics

	Male - Under 18	Female - Under 18	Male - 18 & Over	Female - 18 & Over	Total
American Indian / Native Alaskan	0	0	2	0	2
Asian	0	0	1	1	2
Black	0	0	14	1	15
Caucasian	0	0	264	127	391
Hispanic	0	0	39	5	44
Native Hawaiian / Pacific Islander	0	0	0	0	0
Other	0	0	1	0	1
Unknown	0	0	0	0	0
Total	0	0	321	134	455

Drug & Non-Drug Arrests

	Drug	Non-Drug	Total
Violent Crime (excludes Gang-Involved)	22	3	25
Gang-Involved (excludes Violent)	1	0	1
Violent & Gang-Involved	0	0	0
Neither or Not Known	410	19	429
Total	433	22	455
Felony	425	12	437
Misdemeanor-Only	8	10	18
Total	433	22	455

Apprehension- Task Force Activities

Apprehension Projects: Kingman Police Department

Grant Number: DC-21-007

Total Seizure Cases	
Federal	1
State	38
Total	39

Total Weapons Seized by Type	
Automatic Weapons / Machine Guns	0
Explosive Devices	0
Handguns (except semi-automatic)	22
Knives / Cutting Instruments	0
Other	0
Rifles (except semi-automatic)	18
Semi-Automatic Handguns	19
Semi-Automatic Rifles	21
Semi-Automatic Shotguns	1
Shotguns (except semi-automatic)	3
Total	84

Marijuana Grows Seized	
Indoor	1
Outdoor	0

Asset Seizures		
	Number	Value
Aircraft	0	\$0.00
Currency	20	\$717,393.00
Other	0	\$0.00
Other Financial Instrument	0	\$0.00
Real Property (Real Estate)	2	\$200,000.00
Vehicles	16	\$131,483.00
Vessels	0	\$0.00
Weapons	84	\$35,900.00
Total	122	\$1,084,776.00

Methamphetamine-Related Statistics	
Methamphetamine-Related Investigations	186
Clandestine Labs Seized	0
<i>Labs Seized with Minor(s) Involved</i>	0
Methamphetamine Dump Sites Discovered	0
<i>Dump Sites Referred for Mitigation/Cleanup</i>	0

Drug Trafficking Organizations			
	Disrupted	Dismantled	Total
Low Level (Street Dealer)	0	257	257
Mid Level (Distributor/Retailer)	0	0	0
High Level (Manufacture/Supplier)	0	2	2
Total	0	259	259

Investigation Data	
New Investigations Opened	322
Pending Investigations	6
Dropped Investigations	0
Closed Investigations	318

Search Warrants Served	
Federal	11
State	129
Other	0
Total	140

Firearms & NIBIN	
Firearms Reported to NIBIN	0
Firearms Traced through ATF	0
Number Charged with Firearm Crimes	31

Training/Community Involvement	
Number of Trainings Attended	4
Number of Trainings Provided	3
Community Meetings Held	0
School Presentations Offered	0



Navajo County – Major Crimes Apprehension Team (MCAT)

Approved Budget FY 2021	
Personnel	\$ 67,853
Employee Related Expenditures	\$ 57,665
Professional & Outside Services	\$ 113,315
Total	\$ 238,833
Fund Source:	
Federal - Byrne/JAG	\$ 83,592
State	\$ 95,533
Match	\$ 59,708

Project Description

This program is administered by the Navajo County Sheriff's Office (NCSO). The Navajo County Major Crimes Apprehension Team (MCAT) is a formally organized, multi-jurisdictional, multi-agency task force. The agency identifies, arrests, and vigorously prosecutes drug traffickers and seizes illegal drugs and assets from drug-related illicit activity.

Task Force Participants

Navajo County Sheriff's Office, Navajo County Attorney's Office, AZ Department Public Safety, Show Low Police Department, Winslow Police Department, Snowflake-Taylor Police Department, Pinetop-Lakeside Police Department

Objective

To reduce, dismantle and disrupt the consumption, sale, purchase, manufacture, and transportation of illicit drugs and narcotics, including the abuse of prescription pharmaceuticals and the related crimes associated with drug abuse within Navajo County and the State of Arizona.

Selected Quarterly Highlights

- In July 2020, MCAT Detectives executed a search warrant in Snowflake, Arizona, resulting in 54.1 grams of fentanyl pills, drug paraphernalia, and two weapons. This search warrant resulted from a citizen contact by the Snowflake Taylor Police Department, and information gained from the citizen-led to the execution of the warrant resulted in two arrests. On July 13, 2020, MCAT canine unit conducted a traffic stop on Interstate 40, resulting in the seizure of 54.7 pounds of marijuana, \$3926.00 in US currency, and a suspect was arrested. On July 28, 2020, the MCAT canine unit conducted a traffic stop on Highway 160, resulting in 22.8 pounds of methamphetamine and two arrests. On August 12, 2020, the MCAT K-9 unit conducted a traffic stop on Interstate 40, resulting in the seizure of four pounds of fentanyl, 2.4 pounds of heroin, and two arrests. On August 27, 2020, the MCAT canine unit conducted a traffic stop on Interstate 40, resulting in the seizure of 41.4 pounds of marijuana and one arrest. On August 31, 2020, the MCAT canine unit conducted a traffic stop on US 60, resulting in the seizure of 41.4 pounds of Fentanyl and one arrest. On September 29, 2020, MCAT detectives executed a search warrant in Winslow, Arizona, resulting in 462 grams of methamphetamine and one adult arrest. This warrant resulted from a 3-month investigation using a CI to gain evidence of the illegal sales of methamphetamine and fentanyl. Although no fentanyl was found during the search, fentanyl was purchased during the investigation by the CI. During two joint operations in September with DEA and HSI in the Winslow Area, over \$600,000.00 in US currency was seized.
- During this quarter, MCAT Detectives assisted Navajo County Criminal Investigations and the Snowflake Taylor Police Department regarding two separate Fentanyl Overdose Death Cases. On November 3, 2020, Navajo County Deputies responded to the local hospital for a deceased person. Through further investigation, it was found that a 25-year-old individual had passed due to an

overdose of fentanyl purchased from Show Low Area. A search warrant was served at the suspect's residence. No fentanyl was found, but the suspect admitted to selling the pills to the deceased. Charges have been sent to the County Attorney's Office. On November 11, 2020, Officers from the Snowflake Taylor Police Department responded to a residence in their jurisdiction for a 44-year-old deceased male subject suspect to have overdosed on fentanyl. MCAT Detectives worked with the police department to execute a search warrant at a residence in Snowflake and recovered three fentanyl pills, \$2,700 in US currency, drug paraphernalia, and ledgers. Two suspects were arrested.

- During the last two quarters, detectives have been working on a DTO case in the community of Heber/Overgaard, Navajo County. In March, a vehicle tracker was placed on the suspect's vehicle. A traffic stop was conducted on the suspect in the Winslow area. The suspect and an associate were arrested. Upon a canine search of the vehicle, approximately a half-pound of methamphetamine and \$1,400 in US currency was seized. 748.1 grams of methamphetamine, \$14,332.50 in US Currency, and six guns were seized during this operation. Six individuals were also arrested.
- On June 2021, MCAT Detectives conducted surveillance on a residence suspected of illegal drug sales. The agency witnessed a white Chevy pickup pull in the alley to the back door of the home. Detectives made a traffic stop on the Chevy Pickup. During an inventory search, 11 grams of methamphetamine were found on the passenger floorboard. The suspect was taken into custody. A warrant was executed at the residence, resulting in the seizure of 1.17 pounds of methamphetamine, 56 (M30) fentanyl pills, two weapons, and \$1,900 in US currency.

Performance Benchmarks

All agencies are required to estimate performance benchmarks according to their program area. While these benchmark measures are not all-inclusive of program performance, they provide a method of determining program success and efficacy and support evidence-based programming.

Performance Measure	FY 2021 Estimated	FY 2021 Actual
Drug Value Removed per Grant Dollar Expended	\$10.47	\$63.64
Arrests per Investigation	1.10	0.83
Percent of Investigations closed	88.10%	49.64%

Apprehension Projects: Navajo County Sheriff's Office

Grant Number: DC-21-009

Drug Arrest Activity									Drug Removal & Value	
	Buy / Receive	Cultivate / Manufacture	Distribute / Sell	Possess / Conceal	Transport / Import	Consume / Use	Other	Total	Quantity Removed	Value
Cocaine (powder)	0	0	0	1	0	0	0	1	0.00 Kg	\$351.00
Crack (cocaine)	0	0	3	0	0	0	0	3	4.40 g	\$272.00
Ecstasy (MDMA)	0	0	0	0	0	0	0	0	18.10 ea	\$340.00
Fentanyl	1	0	20	4	9	0	0	34	11,033,517,152.00 mcg	\$3,241,340.00
Hashish	0	0	0	0	0	0	0	0	0.00 g	\$0.00
Heroin	0	0	2	2	2	0	0	6	11,229.97 g	\$1,470,450.00
High Grade Marijuana	0	0	5	12	7	0	0	24	289.88 lbs	\$553,836.53
Ketamine	0	0	0	0	0	0	0	0	0.00 mg	\$0.00
LSD	0	0	0	0	0	0	0	0	0.00 units	\$0.00
Marijuana	0	0	0	0	0	0	0	0	0.17 lbs	\$1,323.00
Marijuana Plants	0	0	0	0	1	0	0	1	1,014.00 ea	\$1,800,000.00
Medical Marijuana	0	0	0	0	0	0	0	0	0.00 oz	\$0.00
Methamphetamine/Amphetamine	7	0	57	15	15	0	0	94	220,393.57 g	\$8,130,591.34
Paraphernalia	0	0	9	15	0	0	0	24	47.00 ea	\$305.00
PCP	0	0	0	0	0	0	0	0	0.00 units	\$0.00
Prescription Pain Reliever	0	0	0	1	0	0	0	1	23.00 ea	\$530.00
Prescription Sedative	0	0	0	0	0	0	0	0	0.00 ea	\$0.00
Prescription Stimulant	0	0	0	0	0	0	0	0	0.00 ea	\$0.00
Psilocybin (Mushrooms)	0	0	0	0	0	0	0	0	0.00 g	\$0.00
Salvia	0	0	0	0	0	0	0	0	0.00 g	\$0.00
Steroids	0	0	0	0	0	0	0	0	0.00 mL	\$0.00
Synthetic Cannabinoids	0	0	0	0	0	0	0	0	0.00 g	\$0.00
Unknown Drug	0	0	0	0	0	0	0	0	0.00 units	\$0.00
Total	8	0	96	50	34	0	0	188		\$15,199,339

Prescription Drug Arrests

Number of drug related arrests from table above that also included prescription drugs	94
---	----

Arrest Demographics

	Male - Under 18	Female - Under 18	Male - 18 & Over	Female - 18 & Over	Total
American Indian / Native Alaskan	0	0	25	7	32
Asian	0	0	2	0	2
Black	1	0	5	1	7
Caucasian	3	0	94	49	146
Hispanic	0	0	32	12	44
Native Hawaiian / Pacific Islander	0	0	0	0	0
Other	0	0	0	0	0
Unknown	0	0	0	0	0
Total	4	0	158	69	231

Drug & Non-Drug Arrests

	Drug	Non-Drug	Total
Violent Crime (excludes Gang-Involved)	0	1	1
Gang-Involved (excludes Violent)	0	0	0
Violent & Gang-Involved	0	0	0
Neither or Not Known	188	42	230
Total	188	43	231
Felony	188	16	204
Misdemeanor-Only	0	27	27
Total	188	43	231

Apprehension- Task Force Activities

Apprehension Projects: Navajo County Sheriff's Office

Grant Number: DC-21-009

Total Seizure Cases	
Federal	0
State	61
Total	61

Total Weapons Seized by Type	
Automatic Weapons / Machine Guns	0
Explosive Devices	0
Handguns (except semi-automatic)	17
Knives / Cutting Instruments	0
Other	0
Rifles (except semi-automatic)	13
Semi-Automatic Handguns	8
Semi-Automatic Rifles	3
Semi-Automatic Shotguns	0
Shotguns (except semi-automatic)	13
Total	54

Marijuana Grows Seized	
Indoor	0
Outdoor	0

Asset Seizures		
	Number	Value
Aircraft	0	\$0.00
Currency	16	\$752,809.50
Other	0	\$0.00
Other Financial Instrument	0	\$0.00
Real Property (Real Estate)	2	\$162,879.06
Vehicles	6	\$54,431.00
Vessels	0	\$0.00
Weapons	54	\$20,365.54
Total	78	\$990,485.10

Methamphetamine-Related Statistics	
Methamphetamine-Related Investigations	64
Clandestine Labs Seized	0
<i>Labs Seized with Minor(s) Involved</i>	0
Methamphetamine Dump Sites Discovered	0
<i>Dump Sites Referred for Mitigation/Cleanup</i>	0

Drug Trafficking Organizations			
	Disrupted	Dismantled	Total
Low Level (Street Dealer)	4	4	8
Mid Level (Distributor/Retailer)	10	2	12
High Level (Manufacture/Supplier)	0	0	0
Total	14	6	20

Investigation Data	
New Investigations Opened	281
Pending Investigations	1
Dropped Investigations	1
Closed Investigations	279

Search Warrants Served	
Federal	0
State	92
Other	0
Total	92

Firearms & NIBIN	
Firearms Reported to NIBIN	0
Firearms Traced through ATF	54
Number Charged with Firearm Crimes	28

Training/Community Involvement	
Number of Trainings Attended	15
Number of Trainings Provided	7
Community Meetings Held	8
School Presentations Offered	4



Pima County – Counter Narcotics Alliance (C.N.A.)

Approved Budget FY 2021	
Personnel	\$ 262,780
Overtime	\$ 247,738
Employee Related Expenditures	\$ 177,122
Total	\$ 687,640
Fund Source:	
Federal - Byrne/JAG	\$ 240,674
State	\$ 275,056
Match	\$ 171,910

Project Description

The Tucson Police Department administers this program. The Tucson Metropolitan Counter Narcotics Alliance (C.N.A.) is a formally organized multi-jurisdictional, multi-agency narcotics enforcement task force in Pima County. C.N.A. operates under a board and works to reduce drug demand, target mid-level and upper-level drug dealers, and decrease the narcotics problem in Pima County, including the Tucson metropolitan area.

Task Force Participants

Tucson Police Department, Arizona Department of Public Safety, Marana Police Department, Oro Valley Police Department, Sahuarita Police Department, University of Arizona Police Department, Pima County Attorney's Office, Drug Enforcement Administration, Homeland Security Investigations, Southern Arizona High-Intensity Drug Trafficking Area Initiative.

Objective

To disrupt the trafficking, sale, and distribution of illegal narcotics in the metropolitan Tucson area and Pima County. C.N.A is a joint task force with officers and special agents from six local and state, and two federal law enforcement agencies.

Selected Quarterly Highlights

- The Counter Narcotics Alliance (CNA) Mid-Level Undercover Squad investigated two suspects selling and distributing methamphetamine in the Tucson Metro Area. Throughout the investigation, the agents conducted several undercover purchases. The research was concluded with a multi-pound buy-bust operation and supported by the Tucson Police Department SWAT Team. It involved the execution of multiple anticipatory search warrants. The search warrants were executed after the suspects showed the undercover agents pounds of methamphetamine. A total of 18 pounds of methamphetamine, 50 "M-30's" and two handguns were seized.
- TPD Officers responded to a shooting incident that occurred during a drug deal. The suspect was transported to a hospital, and an associate with a backpack was walking from the immediate area. The associate was detained and was found to be carrying a glass vial containing 30 blue fentanyl pills. The suspect was placed under arrest. CNA's Narcotic & Violent Crime detectives responded to the interview and processed the scene. A total of approximately 650 fentanyl pills were located in the bag. Both suspects were arrested and booked for possession of a narcotic drug for sale and possession of narcotic paraphernalia.

Performance Benchmarks

All agencies are required to estimate performance benchmarks according to their program area. While these benchmark measures are not all-inclusive of program performance, they provide a method of determining program success and efficacy and support evidence-based programming.

Performance Measure	FY 2021 Estimated	FY 2021 Actual
Drug Value Removed per Grant Dollar Expended	\$17.96	\$28.19
Arrests per Investigation	6.80	1.32
Percent of Investigations closed	46.50%	39.42%

Apprehension Projects: Tucson Police Department-CNA

Grant Number: DC-21-013

Drug Arrest Activity									Drug Removal & Value	
	Buy / Receive	Cultivate / Manufacture	Distribute / Sell	Possess / Conceal	Transport / Import	Consume / Use	Other	Total	Quantity Removed	Value
Cocaine (powder)	0	0	14	14	1	0	0	29	172.96 Kg	\$5,088,758.46
Crack (cocaine)	0	0	1	3	5	0	0	9	245.80 g	\$6,847.00
Ecstasy (MDMA)	0	3	4	0	0	0	0	7	4,454.50 ea	\$5,161.00
Fentanyl	0	0	76	31	1	2	0	110	0.00 mcg	\$0.00
Hashish	0	0	0	0	0	0	0	0	0.00 g	\$0.00
Heroin	0	0	34	55	3	0	0	92	39,810.50 g	\$2,348,821.00
High Grade Marijuana	0	0	19	1	0	0	0	20	690.80 lbs	\$1,549,938.00
Ketamine	0	0	2	0	0	0	0	2	0.00 mg	\$0.00
LSD	0	0	3	0	0	0	0	3	3,770.00 units	\$11,310.00
Marijuana	0	0	14	9	0	0	0	23	190.83 lbs	\$427,725.00
Marijuana Plants	0	0	5	0	0	0	0	5	0.00 ea	\$0.00
Medical Marijuana	0	0	2	14	0	0	0	16	0.12 oz	\$17.00
Methamphetamine/Amphetamine	0	0	50	116	1	0	0	167	139,192.40 g	\$2,792,749.00
Other Drug	0	1	55	47	1	0	0	104	N/A	\$6,983,406.00
Paraphernalia	0	0	0	8	0	0	0	8	0.00 ea	\$0.00
PCP	0	0	0	0	0	0	0	0	0.00 units	\$0.00
Prescription Pain Reliever	0	0	4	4	0	0	0	8	17,273.00 ea	\$24,955.00
Prescription Sedative	0	0	7	13	0	0	0	20	7,229.00 ea	\$134,612.00
Prescription Stimulant	0	0	6	0	0	0	0	6	74.51 ea	\$1,190.00
Psilocybin (Mushrooms)	0	0	0	1	0	0	0	1	527.30 g	\$32.00
Salvia	0	0	0	0	0	0	0	0	0.00 g	\$0.00
Steroids	0	0	0	0	0	0	0	0	1.00 mL	\$10.00
Synthetic Cannabinoids	0	0	12	4	0	0	0	16	2,377.84 g	\$11,335.00
Unknown Drug	0	0	2	0	0	0	0	2	0.00 units	\$0.00
Total	0	4	310	320	12	2	0	648		\$19,386,866

Prescription Drug Arrests

Number of drug related arrests from table above that also included prescription drugs	57
---	----

Arrest Demographics

	Male - Under 18	Female - Under 18	Male - 18 & Over	Female - 18 & Over	Total
American Indian / Native Alaskan	0	0	12	2	14
Asian	0	0	0	0	0
Black	3	1	84	15	103
Caucasian	3	0	184	70	257
Hispanic	11	3	253	54	321
Native Hawaiian / Pacific Islander	0	0	0	0	0
Other	0	0	1	1	2
Unknown	0	0	0	0	0
Total	17	4	534	142	697

Drug & Non-Drug Arrests

	Drug	Non-Drug	Total
Violent Crime (excludes Gang-Involved)	6	30	36
Gang-Involved (excludes Violent)	1	0	1
Violent & Gang-Involved	5	5	10
Neither or Not Known	636	14	650
Total	648	49	697
Felony	647	48	695
Misdemeanor-Only	1	1	2
Total	648	49	697

Apprehension- Task Force Activities

Apprehension Projects: Tucson Police Department-CNA

Grant Number: DC-21-013

Total Seizure Cases	
Federal	3
State	135
Total	138

Total Weapons Seized by Type	
Automatic Weapons / Machine Guns	5
Explosive Devices	0
Handguns (except semi-automatic)	6
Knives / Cutting Instruments	1
Other	0
Rifles (except semi-automatic)	4
Semi-Automatic Handguns	66
Semi-Automatic Rifles	2
Semi-Automatic Shotguns	1
Shotguns (except semi-automatic)	2
Total	87

Marijuana Grows Seized	
Indoor	1
Outdoor	0

Asset Seizures		
	Number	Value
Aircraft	0	\$0.00
Currency	67	\$3,676,857.25
Other	9	\$590,647.00
Other Financial Instrument	0	\$0.00
Real Property (Real Estate)	0	\$0.00
Vehicles	37	\$265,679.00
Vessels	0	\$0.00
Weapons	87	\$41,924.00
Total	200	\$4,575,107.25

Methamphetamine-Related Statistics	
Methamphetamine-Related Investigations	145
Clandestine Labs Seized	0
<i>Labs Seized with Minor(s) Involved</i>	0
Methamphetamine Dump Sites Discovered	0
<i>Dump Sites Referred for Mitigation/Cleanup</i>	0

Drug Trafficking Organizations			
	Disrupted	Dismantled	Total
Low Level (Street Dealer)	2	3	5
Mid Level (Distributor/Retailer)	1	0	1
High Level (Manufacture/Supplier)	3	0	3
Total	6	3	9

Investigation Data	
New Investigations Opened	376
Pending Investigations	430
Dropped Investigations	4
Closed Investigations	527

Search Warrants Served	
Federal	14
State	229
Other	0
Total	243

Firearms & NIBIN	
Firearms Reported to NIBIN	54
Firearms Traced through ATF	64
Number Charged with Firearm Crimes	60

Training/Community Involvement	
Number of Trainings Attended	40
Number of Trainings Provided	20
Community Meetings Held	86
School Presentations Offered	28



Pinal County – Narcotics Task Force (PCNTF)

Approved Budget FY 2021	
Overtime	\$ 25,590
Employee Related Expenditures	\$ 14,690
Professional & Outside Services	\$ 101,100
Total	\$ 141,380
Fund Source:	
Federal - Byrne/JAG	\$ 49,483
State	\$ 56,552
Match	\$ 35,345

Project Description

The Pinal County Sheriff's Office administers this program. The Pinal County Narcotics Task Force (PCNTF) is organized to identify, arrest and prosecute drug traffickers, seize drugs, cash assets. The agency pursues investigative leads to upper-level drug trafficking organizations operating in the federally designated Southwest Border High-Intensity Drug Trafficking Area (HIDTA), including Pinal County.

Task Force Participants

Pinal County Sheriff's Office, Florence Police Department, Coolidge Police Department, Eloy Police Department, United States Border Patrol, Pinal County Attorney's Office.

Objective

To investigate, prosecute, disrupt and dismantle individuals and/or groups involved in the possession, sales, manufacturing, cultivating, trafficking, and smuggling of illegal drugs in or through Pinal County and surrounding areas, to include statewide and international investigations.

Selected Quarterly Highlights:

- In July 2020, The Pinal County Narcotics task Force received information regarding a subject selling narcotic drugs, specifically crack cocaine, in the Casa Grande, Coolidge, and Eloy areas. A search warrant was authorized and executed at the suspect's residence. The task force observed another associate attempting to destroy evidence (cocaine and crack cocaine) during the execution of the warrant. During the search, investigators located two grams of BHO, 6.27 Grams of MJ, 2.95 ounces of Crack Cocaine, 9.0 ounces of cocaine, \$4,527 US currency, one handgun, and sandwich baggies. Both suspects were booked into the Pinal County Jail on numerous felony charges. In August 2020, the Pinal County Narcotics task Force observed a male subject selling fentanyl pills (M30's) on social media. PCNTF undercovers proceeded to conduct multiple pills purchases and subsequently served a warrant on the suspect's residence. During the search warrant, investigators found 486 fentanyl Pills, 28 Xanax Bars, 41 hits of LSD, 2.66 grams of heroin, \$14,227 US currency, cellphones, baggies, and Aluminum Foil.
- The Pinal County Narcotics Task Force investigated a known methamphetamine dealer providing Meth to Pinal County residence for over a year. Throughout the investigation, Detectives seized 17 ounces of methamphetamine and made two arrests. The Task Force also conducted a social media investigation which led to a buy-bust utilizing a detective in an undercover capacity. Approximately 227 fentanyl pills were seized, and the subject was arrested.
- In March, the Pinal County Narcotics Task Force (PCNTF) investigated reference to a suspect located in Eloy, AZ (Pinal County Jurisdiction) selling fentanyl pills on social media. During this investigation, the suspect sold fentanyl to a PCNTF undercover detective two times. The suspect had priors for Murder in the 1st degree, Narcotics, dangerous drugs for sale, and Aggravated Robbery and Aggravated Assault. The PCNTF conducted a search warrant on the suspect's residence in Eloy.

Apprehension - Task Force Activities

Seized from the home includes 4.15 ounces of methamphetamine, 5.4 ounces of heroin, 1.1 ounces of cocaine, 235 fentanyl pills, 103 unknown pills, three rifles, two handguns, one stolen handgun and, \$6471.10 in US currency.

- In June, the Pinal County Narcotics Task Force completed a two-decade narcotic investigation on a known Drug Trafficking Organization (DTO) working in the city of Coolidge and surrounding towns within Pinal County, AZ. The PCNTF was able to dismantle and arrest the primary supply source by securing a search warrant on the suspect's residence and locating several drugs and weapons. Located within the home was the following: cocaine: 12.44 ounces, methamphetamines: 3.25 pounds, heroin: 1 gram, fentanyl: 614 Pills, oxycodone 119 Pills, prescription 140 Pills, Guns 17, Guns 1 Stolen out Casa Grande, AZ.

Performance Benchmarks

All agencies are required to estimate performance benchmarks according to their program area. While these benchmark measures are not all-inclusive of program performance, they provide a method of determining program success and efficacy and support evidence-based programming.

Performance Measure	FY 2021 Estimated	FY 2021 Actual
Drug Value Removed per Grant Dollar Expended	\$106.10	\$84.73
Arrests per Investigation	0.80	0.79
Percent of Investigations closed	80.00%	30.12%

Apprehension Projects: Pinal County Sheriff's Office

Grant Number: DC-21-010

Drug Arrest Activity									Drug Removal & Value	
	Buy / Receive	Cultivate / Manufacture	Distribute / Sell	Possess / Conceal	Transport / Import	Consume / Use	Other	Total	Quantity Removed	Value
Cocaine (powder)	0	0	4	2	2	0	0	8	9.07 Kg	\$225,706.70
Crack (cocaine)	0	0	0	0	0	0	0	0	83.63 g	\$8,363.25
Ecstasy (MDMA)	0	0	0	0	0	0	0	0	52.00 ea	\$1,938.00
Fentanyl	0	0	25	6	4	0	0	35	9,471,280,000.00 mcg	\$2,006,747.00
Hashish	0	0	0	0	0	0	0	0	0.00 g	\$0.00
Heroin	0	0	0	0	3	0	0	3	128,100.76 g	\$6,801,586.08
High Grade Marijuana	0	0	0	0	0	0	0	0	0.00 lbs	\$0.00
Ketamine	0	0	0	0	0	0	0	0	0.00 mg	\$0.00
LSD	0	0	0	0	0	0	0	0	41.00 units	\$100.00
Marijuana	0	0	0	1	1	0	0	2	676.50 lbs	\$306,975.00
Marijuana Plants	0	0	0	0	0	0	0	0	0.00 ea	\$0.00
Medical Marijuana	0	0	0	0	0	0	0	0	0.00 oz	\$0.00
Methamphetamine/Amphetamine	0	0	3	15	5	0	0	23	97,352.31 g	\$2,624,564.62
Paraphernalia	0	0	0	1	0	0	0	1	0.00 ea	\$0.00
PCP	0	0	0	0	0	0	0	0	0.00 units	\$0.00
Prescription Pain Reliever	0	0	0	0	0	0	0	0	139.00 ea	\$1,885.00
Prescription Sedative	0	0	0	0	0	0	0	0	0.00 ea	\$0.00
Prescription Stimulant	0	0	0	0	0	0	0	0	0.00 ea	\$0.00
Psilocybin (Mushrooms)	0	0	0	0	0	0	0	0	2.00 g	\$20.00
Salvia	0	0	0	0	0	0	0	0	3.50 g	\$100.00
Steroids	0	0	0	0	2	0	0	2	24.00 mL	\$480.00
Synthetic Cannabinoids	0	0	0	0	0	0	0	0	0.00 g	\$0.00
Unknown Drug	0	0	0	0	0	0	0	0	0.00 units	\$0.00
Total	0	0	32	27	15	0	0	74		\$11,978,466

Prescription Drug Arrests

Number of drug related arrests from table above that also included prescription drugs	0
---	---

Arrest Demographics

	Male - Under 18	Female - Under 18	Male - 18 & Over	Female - 18 & Over	Total
American Indian / Native Alaskan	0	0	0	0	0
Asian	0	0	0	0	0
Black	0	0	6	2	8
Caucasian	0	0	18	8	26
Hispanic	0	0	33	14	47
Native Hawaiian / Pacific Islander	0	0	0	0	0
Other	0	0	0	0	0
Unknown	0	0	0	0	0
Total	0	0	57	24	81

Drug & Non-Drug Arrests

	Drug	Non-Drug	Total
Violent Crime (excludes Gang-Involved)	0	0	0
Gang-Involved (excludes Violent)	0	0	0
Violent & Gang-Involved	0	0	0
Neither or Not Known	74	7	81
Total	74	7	81
Felony	74	6	80
Misdemeanor-Only	0	1	1
Total	74	7	81

Apprehension- Task Force Activities

Apprehension Projects: Pinal County Sheriff's Office

Grant Number: DC-21-010

Total Seizure Cases	
Federal	0
State	13
Total	13

Total Weapons Seized by Type	
Automatic Weapons / Machine Guns	0
Explosive Devices	0
Handguns (except semi-automatic)	22
Knives / Cutting Instruments	0
Other	0
Rifles (except semi-automatic)	16
Semi-Automatic Handguns	0
Semi-Automatic Rifles	0
Semi-Automatic Shotguns	3
Shotguns (except semi-automatic)	3
Total	44

Asset Seizures		
	Number	Value
Aircraft	0	\$0.00
Currency	16	\$141,696.00
Other	0	\$0.00
Other Financial Instrument	0	\$0.00
Real Property (Real Estate)	0	\$0.00
Vehicles	2	\$10,000.00
Vessels	0	\$0.00
Weapons	44	\$15,500.00
Total	62	\$167,196.00

Marijuana Grows Seized	
Indoor	0
Outdoor	0

Methamphetamine-Related Statistics	
Methamphetamine-Related Investigations	40
Clandestine Labs Seized	0
<i>Labs Seized with Minor(s) Involved</i>	0
Methamphetamine Dump Sites Discovered	0
<i>Dump Sites Referred for Mitigation/Cleanup</i>	0

Drug Trafficking Organizations			
	Disrupted	Dismantled	Total
Low Level (Street Dealer)	7	1	8
Mid Level (Distributor/Retailer)	1	0	1
High Level (Manufacture/Supplier)	0	0	0
Total	8	1	9

Investigation Data	
New Investigations Opened	181
Pending Investigations	16
Dropped Investigations	42
Closed Investigations	103

Search Warrants Served	
Federal	0
State	29
Other	30
Total	59

Firearms & NIBIN	
Firearms Reported to NIBIN	0
Firearms Traced through ATF	0
Number Charged with Firearm Crimes	2

Training/Community Involvement	
Number of Trainings Attended	0
Number of Trainings Provided	0
Community Meetings Held	0
School Presentations Offered	0



Santa Cruz County – Santa Cruz County HIDTA Investigative Task Force (SCCHITF)

Approved Budget FY 2021	
Overtime	\$ 30,766
Employee Related Expenditures	\$ 12,922
Total	\$ 43,688
Fund Source:	
Federal - Byrne/JAG	\$ -
State	\$ 32,766
Match	\$ 10,922

Project Description

This program is administered by the Santa Cruz County Sheriff's Office (SCCSO). The Santa Cruz County HIDTA Investigative Task Force (SCCHITF) is organized to work closely with federal agencies. In particular, the United States Drug Enforcement Administration addresses drug trafficking problems in the City of Nogales and Santa Cruz County, which has been designated a Southwest Border High-Intensity Drug Trafficking Area (HIDTA).

Task Force Participants

Homeland Security Investigation- Immigration and Customs Enforcement, Nogales Police Department, Santa Cruz County Attorney's Office, Santa Cruz County Sheriff's Office, United States Customs and Border Protection- Border Patrol.

Objective

To work collaboratively as a local, county, state, and federally represented task force by sharing resources to target, interdict, and prosecute mid-level narcotics trafficking and money laundering organizations, thus increasing citizen safety.

Selected Quarterly Highlights

- Santa Cruz County HIDTA Task Force (SCCHITF) and Homeland Security Investigations and Drug Enforcement Investigations have conducted operations involving traffic stops, surveillance, and narcotics seizures. In October 2020, SCCHITF agents arrested a suspect attempting to enter the United States at the Dennis DeConcini Port of Entry. A search of the vehicle revealed narcotics inside the engine compartment of the car near the firewall. A total of 30.38 pounds of cocaine was seized. On December 8, 2020, SCCHITF responded to the Dennis DeConcini Port of Entry reference a suspect attempted to cross into Mexico by land. The suspect was found to be carrying undeclared \$16,547 in US currency. The currency was seized subsequently. During this quarter, Agents responded to the Dennis DeConcini Port of Entry and Mariposa Port of Entry. Multiple suspects were apprehended for carrying Methamphetamine, Fentanyl, Cocaine, or Heroin. Subjects were arrested and transported to the Santa Cruz County Detention Center and are awaiting prosecution.
- In June 2021, HSI Nogales agents, SCCHITF officers, and US Border Patrol arrested a subject for possession, sale, and transportation of fentanyl pills. Further investigation revealed two packages of fentanyl pills inside the vehicle's spare tire in the rear storage area. The car and 5.16 kilograms of fentanyl pills were seized. In June 2021, SCCHITF took a package en route from Nogales, AZ, to Wood Dale, IL. SCCHITF conducted surveillance on a suspect in Nogales, AZ. The suspect is connected to an ongoing SCCHITF led OCDETF/SCR investigation with HSI-Mexico City, Mexico. The subject was observed receiving a brown bag inside a fast-food restaurant and was dropped off at a shipping store in Nogales, AZ. CBP canine alerted law enforcement of narcotics in the drop-off package, and an x-ray exam showed anomalies. A search warrant was executed, revealing two cellphones wrapped bundles containing 450 grams of fentanyl M-30 pills.

Performance Benchmarks

All agencies are required to estimate performance benchmarks according to their program area. While these benchmark measures are not all-inclusive of program performance, they provide a method of determining program success and efficacy and support evidence-based programming.

Performance Measure	FY 2021 Estimated	FY 2021 Actual
Drug Value Removed per Grant Dollar Expended	\$0.00	\$138.20
Arrests per Investigation	1.00	0.92
Percent of Investigations closed	100.00%	47.61%

Apprehension Projects: Santa Cruz Sheriff's Office

Grant Number: DC-21-012

Drug Arrest Activity									Drug Removal & Value	
	Buy / Receive	Cultivate / Manufacture	Distribute / Sell	Possess / Conceal	Transport / Import	Consume / Use	Other	Total	Quantity Removed	Value
Cocaine (powder)	0	0	0	22	7	0	0	29	41.60 Kg	\$1,088,299.20
Crack (cocaine)	0	0	0	0	0	0	0	0	0.00 g	\$0.00
Ecstasy (MDMA)	0	0	0	0	0	0	0	0	7.00 ea	\$84.00
Fentanyl	0	0	0	19	68	18	0	105	82,367,691,160.10 mcg	\$2,250,393.90
Hashish	0	0	0	0	0	0	0	0	0.00 g	\$0.00
Heroin	0	0	1	6	10	0	0	17	90,936.01 g	\$2,052,976.20
High Grade Marijuana	0	0	0	0	0	0	0	0	0.00 lbs	\$0.00
Ketamine	0	0	0	0	0	0	0	0	0.00 mg	\$0.00
LSD	0	0	0	0	0	0	0	0	6.00 units	\$72.00
Marijuana	0	0	0	63	8	0	0	71	174.88 lbs	\$78,217.00
Marijuana Plants	0	0	0	0	0	0	0	0	0.00 ea	\$0.00
Medical Marijuana	0	0	0	0	0	0	0	0	0.00 oz	\$0.00
Methamphetamine/Amphetamine	0	0	3	24	32	0	0	59	94,392.51 g	\$542,223.45
Paraphernalia	0	0	0	0	0	0	0	0	0.00 ea	\$0.00
PCP	0	0	0	0	0	0	0	0	0.00 units	\$0.00
Prescription Pain Reliever	0	0	0	0	0	0	0	0	0.00 ea	\$0.00
Prescription Sedative	0	0	0	0	0	0	0	0	0.00 ea	\$0.00
Prescription Stimulant	0	0	0	16	0	0	0	16	1,775.00 ea	\$21,836.00
Psilocybin (Mushrooms)	0	0	0	0	0	0	0	0	0.00 g	\$0.00
Salvia	0	0	0	0	0	0	0	0	0.00 g	\$0.00
Steroids	0	0	0	0	1	0	0	1	2.00 mL	\$40.00
Synthetic Cannabinoids	0	0	0	0	0	0	0	0	0.00 g	\$0.00
Unknown Drug	0	0	0	0	0	0	0	0	342.00 units	\$3,420.00
Total	0	0	4	151	125	18	0	298		\$6,037,562

Prescription Drug Arrests

Number of drug related arrests from table above that also included prescription drugs	18
---	----

Arrest Demographics

	Male - Under 18	Female - Under 18	Male - 18 & Over	Female - 18 & Over	Total
American Indian / Native Alaskan	0	0	0	0	0
Asian	0	0	1	0	1
Black	0	0	0	0	0
Caucasian	0	2	7	2	11
Hispanic	14	0	232	61	307
Native Hawaiian / Pacific Islander	0	0	0	0	0
Other	0	0	0	0	0
Unknown	0	0	0	0	0
Total	14	2	240	63	319

Drug & Non-Drug Arrests

	Drug	Non-Drug	Total
Violent Crime (excludes Gang-Involved)	0	0	0
Gang-Involved (excludes Violent)	0	0	0
Violent & Gang-Involved	0	0	0
Neither or Not Known	298	21	319
Total	298	21	319
Felony	298	21	319
Misdemeanor-Only	0	0	0
Total	298	21	319

Apprehension- Task Force Activities

Apprehension Projects: Santa Cruz Sheriff's Office

Grant Number: DC-21-012

Total Seizure Cases	
Federal	11
State	29
Total	40

Total Weapons Seized by Type	
Automatic Weapons / Machine Guns	0
Explosive Devices	0
Handguns (except semi-automatic)	9
Knives / Cutting Instruments	0
Other	0
Rifles (except semi-automatic)	1
Semi-Automatic Handguns	0
Semi-Automatic Rifles	0
Semi-Automatic Shotguns	0
Shotguns (except semi-automatic)	0
Total	10

Marijuana Grows Seized	
Indoor	0
Outdoor	0

Asset Seizures		
	Number	Value
Aircraft	0	\$0.00
Currency	18	\$291,208.00
Other	1	\$7,797.00
Other Financial Instrument	0	\$0.00
Real Property (Real Estate)	0	\$0.00
Vehicles	27	\$161,557.00
Vessels	0	\$0.00
Weapons	10	\$11,440.00
Total	56	\$472,002.00

Methamphetamine-Related Statistics	
Methamphetamine-Related Investigations	60
Clandestine Labs Seized	0
<i>Labs Seized with Minor(s) Involved</i>	<i>0</i>
Methamphetamine Dump Sites Discovered	0
<i>Dump Sites Referred for Mitigation/Cleanup</i>	<i>0</i>

Drug Trafficking Organizations			
	Disrupted	Dismantled	Total
Low Level (Street Dealer)	2	1	3
Mid Level (Distributor/Retailer)	1	0	1
High Level (Manufacture/Supplier)	0	0	0
Total	3	1	4

Investigation Data	
New Investigations Opened	348
Pending Investigations	0
Dropped Investigations	35
Closed Investigations	348

Search Warrants Served	
Federal	7
State	6
Other	0
Total	13

Firearms & NIBIN	
Firearms Reported to NIBIN	0
Firearms Traced through ATF	0
Number Charged with Firearm Crimes	6

Training/Community Involvement	
Number of Trainings Attended	0
Number of Trainings Provided	0
Community Meetings Held	2
School Presentations Offered	0



Yavapai County – Partners Against Narcotics Trafficking (PANT)

Approved Budget FY 2021	
Personnel	\$ 115,555
Employee Related Expenditures	\$ 66,948
Professional & Outside Services	\$ 171,443
Total	\$ 353,946
Fund Source:	
Federal - Byrne/JAG	\$ 123,881
State	\$ 141,578
Match	\$ 88,487

Project Description

The Prescott Valley Police Department administers this program. Partners Against Narcotics Trafficking (PANT) is a formally organized, multi-jurisdictional, multi-agency task force operating in Yavapai County to identify, arrest, and prosecute drug traffickers and seize drugs and cash assets and conduct multi-level narcotics enforcement and investigative activities.

Task Force Participants

Yavapai County Sheriff's Office, Prescott Valley Police Department, Prescott Police Department, Yavapai County Attorney's Office, Chino Valley Police Department, Cottonwood Police Department, Camp Verde Marshall's Office, Sedona Police Department, Yavapai Prescott Tribal Police, Yavapai-Apache Tribal Police, Clarkdale Police Department, Jerome Police Department, and the Arizona Department of Public Safety.

Objective

To enforce the narcotics laws of the State of Arizona and suppress criminal gang activities. Through interagency cooperation, the PANT Task Force identifies targets and initiates investigations on individuals, professionals, and gangs involved in the illegal cultivation, manufacturing, sale, or distribution of narcotics, prescription, or dangerous drugs in Yavapai County.

Selected Quarterly Highlights

- During the first quarter, PANT canine seized over \$160,000 in cash destined to states to purchase illegal drugs with multiple state distribution points. PANT also had a tremendous collaborative case with our partners in the Phoenix metro valley on a polydrug distributor and dealer. This case led to two search warrants in Phoenix, three arrests, and the seizure of methamphetamine, 283 fentanyl pills, heroin, Psilocybin mushrooms, and approximately \$2,100 in US currency. All three subjects were arrested for the sale and distribution of illegal drugs. PANT appreciates the assistance and cooperation of the Phoenix PD DEB and patrol officers. One other case of note was the service of a search warrant on a local Prescott area motel where a known drug dealer was found to be distributing illegal drugs and sex trafficking two juvenile females. Two arrests were made in this case; one of the two suspects was a registered sex offender who PANT had previously arrested for the sale of fentanyl. The search warrant yielded the seizure of approximately 1/2 ounce of methamphetamine and 34 fentanyl pills. The two juvenile victims were reunited with their legal guardians.
- During November and December 2020, PANT detectives made two traffic stops in cooperation with YCSO K9 and our federal partners. The first stop resulted in the seizure of 100 pounds of methamphetamine and the arrest of two individuals. The second stop led to the outbreak of 10,000 fentanyl pills and the arrest of two individuals. Also, during this quarter, over \$90,000 in US currency was seized related to criminal activity and pending forfeiture.

Apprehension - Task Force Activities

- In cooperation with Federal partners, PANT was involved in two clandestine lab operations located in Camp Verde and the City Of Prescott. PANT served a search warrant revealing a lab operation using mescaline, peyote, and psilocybin. The second lab was discovered on a search warrant served in the City Of Prescott. The lab was used for the production of eutylone, methamphetamines', and amphetamines'. New cooperation with Federal partnerships has also yielded positive results with K9 interdiction on Yavapai County's highways and interstates. The seizure of methamphetamine and fentanyl is at PANT record levels.
- PANT has combined the HIDTA ODMAPPING, Silent Witness Tips, and Drug Arrests information on a mapping software program to help define areas for additional patrol and drug operation details. The areas of overlap between the three types of information serve as a hot zone. This hot zone is where a concentration of resources is allocated. Production has seemed to increase with our initial efforts.

Performance Benchmarks

All agencies are required to estimate performance benchmarks according to their program area. While these benchmark measures are not all-inclusive of program performance, they provide a method of determining program success and efficacy and support evidence-based programming.

Performance Measure	FY 2021 Estimated	FY 2021 Actual
Drug Value Removed per Grant Dollar Expended	\$0.00	\$57.33
Arrests per Investigation	0.70	0.60
Percent of Investigations closed	92.20%	44.61%

Apprehension Projects: Yavapai County Sheriff's Office

Grant Number: DC-21-011

Drug Arrest Activity									Drug Removal & Value	
	Buy / Receive	Cultivate / Manufacture	Distribute / Sell	Possess / Conceal	Transport / Import	Consume / Use	Other	Total	Quantity Removed	Value
Cocaine (powder)	0	0	3	2	1	0	0	6	0.61 Kg	\$42,076.00
Crack (cocaine)	0	0	0	0	0	0	0	0	0.00 g	\$0.00
Ecstasy (MDMA)	0	0	0	0	0	0	0	0	7.00 ea	\$112.00
Fentanyl	0	0	33	29	19	0	0	81	156,456,000,018.00 mcg	\$4,634,235.00
Hashish	0	0	0	0	0	0	0	0	79.00 g	\$3,950.00
Heroin	0	0	7	11	1	0	0	19	6,537.40 g	\$522,993.20
High Grade Marijuana	0	2	0	2	36	0	0	40	914.69 lbs	\$3,389,690.00
Ketamine	0	0	0	0	0	0	0	0	0.00 mg	\$0.00
LSD	0	0	0	0	0	0	0	0	73.00 units	\$620.00
Marijuana	0	0	3	8	0	0	0	11	0.99 lbs	\$5,657.40
Marijuana Plants	0	2	0	0	0	0	0	2	83.00 ea	\$41,500.00
Medical Marijuana	0	0	0	0	0	0	0	0	0.00 oz	\$0.00
Methamphetamine/Amphetamine	0	1	33	40	14	0	0	88	151,098.70 g	\$9,065,920.40
Other Drug	1	0	0	1	4	0	0	6	N/A	\$2,421,493.50
Paraphernalia	0	0	0	40	0	0	0	40	3,208.00 ea	\$32,080.00
PCP	0	0	0	1	0	0	0	1	0.00 units	\$0.00
Prescription Pain Reliever	0	0	0	0	0	0	0	0	175.50 ea	\$1,755.00
Prescription Sedative	0	0	1	2	0	0	0	3	497.00 ea	\$4,970.00
Prescription Stimulant	0	0	0	0	0	0	0	0	15.00 ea	\$150.00
Psilocybin (Mushrooms)	0	2	0	1	1	0	0	4	7,518.81 g	\$112,874.07
Salvia	0	0	0	0	0	0	0	0	0.00 g	\$0.00
Steroids	0	0	0	0	0	0	0	0	0.00 mL	\$0.00
Synthetic Cannabinoids	0	0	0	0	0	0	0	0	0.00 g	\$0.00
Unknown Drug	0	0	0	0	0	0	0	0	1,120.00 units	\$11,200.00
Total	1	7	80	137	76	0	0	301		\$20,291,277

Prescription Drug Arrests

Number of drug related arrests from table above that also included prescription drugs	19
---	----

Arrest Demographics

	Male - Under 18	Female - Under 18	Male - 18 & Over	Female - 18 & Over	Total
American Indian / Native Alaskan	0	0	1	1	2
Asian	0	0	2	0	2
Black	0	0	27	4	31
Caucasian	3	0	151	79	233
Hispanic	1	0	44	9	54
Native Hawaiian / Pacific Islander	0	0	0	0	0
Other	0	0	0	0	0
Unknown	0	0	0	0	0
Total	4	0	225	93	322

Drug & Non-Drug Arrests

	Drug	Non-Drug	Total
Violent Crime (excludes Gang-Involved)	0	0	0
Gang-Involved (excludes Violent)	0	0	0
Violent & Gang-Involved	0	0	0
Neither or Not Known	301	21	322
Total	301	21	322
Felony	300	20	320
Misdemeanor-Only	1	1	2
Total	301	21	322

Apprehension- Task Force Activities

Apprehension Projects: Yavapai County Sheriff's Office

Grant Number: DC-21-011

Total Seizure Cases	
Federal	0
State	56
Total	56

Total Weapons Seized by Type	
Automatic Weapons / Machine Guns	0
Explosive Devices	0
Handguns (except semi-automatic)	17
Knives / Cutting Instruments	0
Other	12
Rifles (except semi-automatic)	12
Semi-Automatic Handguns	6
Semi-Automatic Rifles	3
Semi-Automatic Shotguns	0
Shotguns (except semi-automatic)	5
Total	55

Asset Seizures		
	Number	Value
Aircraft	0	\$0.00
Currency	52	\$548,608.00
Other	2	\$950.00
Other Financial Instrument	0	\$0.00
Real Property (Real Estate)	0	\$0.00
Vehicles	23	\$167,635.00
Vessels	0	\$0.00
Weapons	55	\$17,688.00
Total	132	\$734,881.00

Marijuana Grows Seized	
Indoor	2
Outdoor	0

Methamphetamine-Related Statistics	
Methamphetamine-Related Investigations	102
Clandestine Labs Seized	2
<i>Labs Seized with Minor(s) Involved</i>	0
Methamphetamine Dump Sites Discovered	0
<i>Dump Sites Referred for Mitigation/Cleanup</i>	0

Drug Trafficking Organizations			
	Disrupted	Dismantled	Total
Low Level (Street Dealer)	16	15	31
Mid Level (Distributor/Retailer)	11	11	22
High Level (Manufacture/Supplier)	0	2	2
Total	27	28	55

Investigation Data	
New Investigations Opened	570
Pending Investigations	48
Dropped Investigations	45
Closed Investigations	534

Search Warrants Served	
Federal	0
State	185
Other	0
Total	185

Firearms & NIBIN	
Firearms Reported to NIBIN	0
Firearms Traced through ATF	0
Number Charged with Firearm Crimes	34

Training/Community Involvement	
Number of Trainings Attended	47
Number of Trainings Provided	20
Community Meetings Held	0
School Presentations Offered	0



Yuma County – Yuma County Narcotics Task Force (YCNTF)

Approved Budget FY 2021	
Personnel	\$ 108,284
Employee Related Expenditures	\$ 68,381
Professional & Outside Services	\$ 64,891
Total	\$ 241,556
Fund Source:	
Federal - Byrne/JAG	\$ 84,545
State	\$ 96,622
Match	\$ 60,389

Project Description

The Yuma County Sheriff's Office administers this program. The Yuma County Narcotics Task Force (YCNTF) is a consolidated, multi-jurisdictional, multi-agency task force. It was organized to identify, arrest, and prosecute drug traffickers, seize drugs and cash assets, and follow investigative drug smuggling activities.

Task Force Participants

Yuma County Sheriff's Office, United States Border Patrol, City of Somerton Police Department, Homeland Security Investigations, City of San Luis Police Department, United States Drug Enforcement Administration.

Objective

To reduce and disrupt trafficking, sales, and distribution of illegal narcotics within Yuma County by investigating, targeting, and arresting individuals engaged in drug trafficking and sales, including gang members and violent criminals.

Selected Quarterly Highlights

- In July 2020, the YCNTF served a search warrant with the assistance of YCSO's Criminal Investigation Bureau in San Luis, Arizona. A suspect was apprehended while exiting a guest house located in the backyard of the property. The search warrant yielded multiple packages containing M30 pills that field-tested positive for fentanyl with a total weight of 6.019 pounds and 10.49 pounds of methamphetamine. The suspect admitted that he resided at that location with the sole purpose of receiving and storing the packages containing narcotics and was paid between \$1,000.00 - \$1,800.00 a week. The suspect was arrested and booked into the Adult Detention Center.
- In December 2020, the Yuma County Narcotics Task Force served a search warrant at a residence. During the search warrant, a total of 54 packages wrapped in tape that contained a white crystalline substance that field-tested positive for methamphetamine were located. The approximate weight was 66.15 pounds with a total street value of \$600,102.60. One of the vehicles the suspect had access to was reported as stolen and recovered during the search warrant.
- In February 2021, the YCNTF assisted the YCSO on a traffic stop that yielded Narcotics. A vehicle search yielded four bags filled with packages of methamphetamine. The boxes had a strong odor of gasoline and were likely crossed through the port of entry in a vehicle's gas tank at some point. The driver reported picking up packages in Calexico, California, driving them to Westmoreland, and handing the bags over to a truck driver who was to go it through the Border Patrol checkpoint. Once the methamphetamine passes the port of entry, the suspect would meet with the truck driver again to get the bags back and deliver them to Los Angeles. The combined weight of the packages was 226.8 pounds with a street value of \$2,057,495.00 at twenty dollars a gram.

- In May 2021, the YCNTF responded to the San Luis Port of Entry regarding a suspect who attempted to cross by vehicle into the US. Packages were observed on an X-ray in the back pillars of the suspect's vehicle. Upon further inspection, the vehicle was found to contain 27.22 kilograms of cocaine. With the continued partnership of CBP, 27 kilograms of cocaine were prevented from being transported into Yuma County.

Performance Benchmarks

All agencies are required to estimate performance benchmarks according to their program area. While these benchmark measures are not all-inclusive of program performance, they provide a method of determining program success and efficacy and support evidence-based programming.

Performance Measure	FY 2021 Estimated	FY 2021 Actual
Drug Value Removed per Grant Dollar Expended	\$53.26	\$44.60
Arrests per Investigation	0.90	0.95
Percent of Investigations closed	100.00%	50.00%

Apprehension Projects: Yuma County Sheriff's Office

Grant Number: DC-21-014

Drug Arrest Activity									Drug Removal & Value	
	Buy / Receive	Cultivate / Manufacture	Distribute / Sell	Possess / Conceal	Transport / Import	Consume / Use	Other	Total	Quantity Removed	Value
Cocaine (powder)	0	0	1	3	2	0	0	6	27.33 Kg	\$1,366,887.00
Crack (cocaine)	0	0	0	0	0	0	0	0	622.50 g	\$31,152.00
Ecstasy (MDMA)	0	0	0	0	0	0	0	0	1.20 ea	\$30.00
Fentanyl	0	0	7	1	26	0	1	35	24,556,810,000.00 mcg	\$2,455,681.00
Hashish	0	0	0	0	0	0	0	0	0.00 g	\$0.00
Heroin	0	0	5	0	2	0	0	7	257.55 g	\$12,877.50
High Grade Marijuana	0	0	0	38	1	0	0	39	37.06 lbs	\$410,955.00
Ketamine	0	0	0	0	0	0	0	0	0.00 mg	\$0.00
LSD	0	0	0	0	0	0	0	0	0.00 units	\$0.00
Marijuana	0	0	0	0	0	0	0	0	0.00 lbs	\$0.00
Marijuana Plants	0	0	0	0	0	0	0	0	0.00 ea	\$0.00
Medical Marijuana	0	0	0	0	0	0	0	0	0.00 oz	\$0.00
Methamphetamine/Amphetamine	0	0	11	8	31	0	1	51	324,316.29 g	\$6,486,325.00
Paraphernalia	0	0	0	1	0	0	0	1	290.00 ea	\$2,900.00
PCP	0	0	0	0	0	0	0	0	0.00 units	\$0.00
Prescription Pain Reliever	0	0	0	0	0	0	0	0	78.00 ea	\$780.00
Prescription Sedative	0	0	0	0	0	0	0	0	270.00 ea	\$2,700.00
Prescription Stimulant	0	0	0	3	0	0	0	3	191.50 ea	\$1,915.00
Psilocybin (Mushrooms)	0	0	0	0	0	0	0	0	0.00 g	\$0.00
Salvia	0	0	0	0	0	0	0	0	0.00 g	\$0.00
Steroids	0	0	0	0	0	0	0	0	0.00 mL	\$0.00
Synthetic Cannabinoids	0	0	0	0	0	0	0	0	0.00 g	\$0.00
Unknown Drug	0	0	0	0	0	0	0	0	0.00 units	\$0.00
Total	0	0	24	54	62	0	2	142		\$10,772,203

Prescription Drug Arrests

Number of drug related arrests from table above that also included prescription drugs

35

Arrest Demographics

	Male - Under 18	Female - Under 18	Male - 18 & Over	Female - 18 & Over	Total
American Indian / Native Alaskan	0	0	1	0	1
Asian	0	0	1	0	1
Black	0	0	3	0	3
Caucasian	0	0	33	25	58
Hispanic	6	8	53	21	88
Native Hawaiian / Pacific Islander	0	0	0	0	0
Other	0	0	0	0	0
Unknown	0	0	3	2	5
Total	6	8	94	48	156

Drug & Non-Drug Arrests

	Drug	Non-Drug	Total
Violent Crime (excludes Gang-Involved)	39	2	41
Gang-Involved (excludes Violent)	1	0	1
Violent & Gang-Involved	0	0	0
Neither or Not Known	103	11	114
Total	143	13	156
Felony	105	2	107
Misdemeanor-Only	38	11	49
Total	143	13	156

Apprehension- Task Force Activities

Apprehension Projects: Yuma County Sheriff's Office

Grant Number: DC-21-014

Total Seizure Cases	
Federal	0
State	25
Total	25

Total Weapons Seized by Type	
Automatic Weapons / Machine Guns	1
Explosive Devices	0
Handguns (except semi-automatic)	5
Knives / Cutting Instruments	0
Other	0
Rifles (except semi-automatic)	1
Semi-Automatic Handguns	0
Semi-Automatic Rifles	0
Semi-Automatic Shotguns	0
Shotguns (except semi-automatic)	2
Total	9

Asset Seizures		
	Number	Value
Aircraft	0	\$0.00
Currency	21	\$90,974.00
Other	0	\$0.00
Other Financial Instrument	0	\$0.00
Real Property (Real Estate)	0	\$0.00
Vehicles	2	\$4,900.00
Vessels	0	\$0.00
Weapons	9	\$3,250.00
Total	32	\$99,124.00

Marijuana Grows Seized	
Indoor	0
Outdoor	0

Methamphetamine-Related Statistics	
Methamphetamine-Related Investigations	53
Clandestine Labs Seized	0
<i>Labs Seized with Minor(s) Involved</i>	0
Methamphetamine Dump Sites Discovered	0
<i>Dump Sites Referred for Mitigation/Cleanup</i>	0

Drug Trafficking Organizations			
	Disrupted	Dismantled	Total
Low Level (Street Dealer)	41	0	41
Mid Level (Distributor/Retailer)	45	0	45
High Level (Manufacture/Supplier)	0	0	0
Total	86	0	86

Investigation Data	
New Investigations Opened	165
Pending Investigations	0
Dropped Investigations	0
Closed Investigations	165

Search Warrants Served	
Federal	0
State	17
Other	0
Total	17

Firearms & NIBIN	
Firearms Reported to NIBIN	0
Firearms Traced through ATF	9
Number Charged with Firearm Crimes	8

Training/Community Involvement	
Number of Trainings Attended	14
Number of Trainings Provided	1
Community Meetings Held	0
School Presentations Offered	1

Prosecution Task Force Activities

	<u>FY 2021 Awards</u>
Apache County Attorney's Office	\$ 90,635
Cochise County Attorney's Office	\$ 152,218
Coconino County Attorney's Office	\$ 132,461
Gila County Attorney's Office	\$ 66,567
Graham County Attorney's Office	\$ 55,000
Greenlee County Attorney's Office	\$ 42,849
La Paz County Attorney's Office	\$ 70,426
Maricopa County Attorney's Office	\$ 1,076,521
Mohave County Attorney's Office	\$ 156,292
Navajo County Attorney's Office	\$ 123,117
Pima County Attorney's Office	\$ 423,250
Pinal County Attorney's Office	\$ 184,771
Tucson City Prosecutor	\$ 269,371
Yavapai County Attorney's Office	\$ 120,178
Yuma County Attorney's Office	<u>\$ 263,373</u>
TOTAL	\$ 3,227,029

Summary of Activity - Prosecution

Approved Budget FY 2021	
Personnel	\$ 2,416,154
Employee Related Expenditures	\$ 810,875
Total	\$ 3,227,029
Fund Source:	
Federal - Byrne/JAG	\$ 1,331,849
State	\$ 1,088,424
Match	\$ 806,757

In FY 2021, Prosecution program activities resulted in 45,475 referrals, of which 31,624 (70-percent) were drug-related. Of the drug related referrals, 18,660 were prosecuted this grant year. Out of those prosecuted, 7,086 (38-percent) involved methamphetamine/amphetamine, 3,126 (17-percent) involved fentanyl, and 2,059 (11-percent) involved paraphernalia. Of these prosecutions, 13,343 (72-percent) were for possession/concealing and 1,352 (7-percent) were for distribution/selling.

During the fiscal year, 9,830 obtained convictions 8,249 (84-percent) classified as felonies and 1,581 (16-percent) as misdemeanors. A total of 6,931 (71-percent) were for charges of possession/concealing, 737 (8-percent) were for distribution/selling and 300 (3-percent) were for transportation/importation. Statewide, the most prevalent offenses among drug-related convictions involved paraphernalia at 3,146 (32-percent), methamphetamine/amphetamine at 3,080 (31-percent), and fentanyl at 712 (7-percent).

A total of 5,950 individuals received sentences for drug offenses. The most common sentence type was probation with 2,661 (45-percent), followed by a split sentence at 1,366 (23-percent), and a total of 1,100 (19-percent) received a prison sentence. The remaining 13-percent received jail sentences, fines, suspended sentences, community service, and other or unknown sentences.

Prosecution efforts facilitated the forfeiture of a total value of \$19,686,289 in assets during the FY 2021 program year, including 376 vehicles and currency totaling \$18,151,176. A total of 1,205 forfeiture cases were received through referrals, and 732 were concluded.

Prosecution Projects: Statewide Summary

Drug Outcome Summary										
	Drug Offenses					Non-Drug Offenses				Total
	Drug Only	Drug & Violent	Drug & Gang-Related	Drug, Viol. & Gang-Related	Drug Total	Violent Only	Gang-Related Only	Violent & Gang-Related	Non-Drug Total	
Cases referred this reporting period	29,519	717	1,270	118	31,624	11,760	1,224	867	13,851	45,475
Declined to Prosecute: Assisted in Another Prosecution	1,275	32	126	5	1,438	67	62	20	149	1,587
Declined to Prosecute: No Conviction Likely	2,958	152	170	21	3,301	1,976	211	112	2,299	5,600
Declined to Prosecute: Department Report Problems	1,190	190	78	30	1,488	812	81	69	962	2,450
Declined to Prosecute: No lab analysis	1,687	154	106	20	1,967	89	24	15	128	2,095
Declined to Prosecute: Other	3,757	69	177	14	4,017	2,187	259	120	2,566	6,583
Deferred to a Diversion Program	650	5	2	0	657	108	4	0	112	769
Prosecuted	16,918	741	826	175	18,660	6,203	580	646	7,429	26,089
Acquitted	5	0	0	0	5	20	0	1	21	26
Convicted	9,211	467	147	5	9,830	3,726	111	73	3,910	13,740
Dismissed With or Without Prejudice	12,375	52	47	0	12,474	1,152	29	24	1,205	13,679
Total Concluded Cases	21,591	519	194	5	22,309	4,898	140	98	5,136	27,445

Drug Prosecutions by Offense Type									
	Buy / Receive	Cultivate / Manufacture	Distribute / Sell	Possess / Conceal	Transport / Import	Consume / Use	Other	Unknown	Total
Cocaine (powder)	19	10	80	445	64	18	0	2	638
Crack (cocaine)	2	0	5	45	5	3	0	0	60
Ecstasy (MDMA)	1	0	1	4	0	0	0	0	6
Fentanyl	50	13	215	1,603	150	50	1,045	0	3,126
Hashish	7	8	0	2	2	2	0	0	21
Heroin	62	6	117	703	66	81	0	0	1,035
High Grade Marijuana	0	0	10	21	8	7	0	0	46
Ketamine	0	0	1	0	0	0	0	0	1
LSD	0	0	1	11	3	0	0	0	15
Marijuana	20	5	151	1,212	134	38	0	2	1,562
Marijuana Plants	0	11	0	0	0	1	0	0	12
Medical Marijuana	0	0	0	2	2	0	0	0	4
Methamphetamine/Amphetamine	88	12	593	5,896	262	232	0	3	7,086
Paraphernalia	0	0	0	2,058	0	1	0	0	2,059
PCP	0	0	0	9	1	0	0	0	10
Prescription Pain Reliever	10	0	3	51	4	5	0	1	74
Prescription Sedative	4	0	3	55	11	5	0	0	78
Prescription Stimulant	0	0	1	5	1	0	0	0	7
Psilocybin (Mushrooms)	1	0	2	12	0	0	0	0	15
Salvia	0	0	0	0	0	0	0	0	0
Steroids	0	0	0	1	0	0	0	0	1
Synthetic Cannabinoids	0	0	2	27	3	0	0	0	32
Unknown Drug	0	0	34	433	7	3	428	492	1,397
Other Drug	9	3	133	748	137	36	309	0	1,375
Total	273	68	1,352	13,343	860	1,782	1,782	500	18,660

Felony & Misdemeanor Prosecution			
	Gang	Non-Gang	Total
Felony	2,736	20,509	23,245
Misdemeanor-Only	391	2,453	2,844
Total	3,127	22,962	27,445

Prescription Drug Prosecutions	
Number of drug prosecutions that involved any prescription drugs	184

Drug Convictions by Offense Type									
	Buy / Receive	Cultivate / Manufacture	Distribute / Sell	Possess / Conceal	Transport / Import	Consume / Use	Other	Unknown	Total
Cocaine (powder)	0	0	49	71	27	4	0	1	152
Crack (cocaine)	0	0	3	25	5	0	0	0	33
Ecstasy (MDMA)	0	0	1	4	0	0	0	0	5
Fentanyl	0	0	79	274	37	4	318	0	712
Hashish	0	0	0	0	1	0	0	0	1
Heroin	0	0	79	440	20	0	0	0	539
High Grade Marijuana	0	0	0	0	2	0	0	0	2
Ketamine	0	0	0	0	0	0	0	0	0
LSD	0	0	4	1	1	0	0	0	6
Marijuana	0	15	127	397	94	32	0	10	675
Marijuana Plants	0	0	1	0	0	1	0	0	2
Medical Marijuana	0	0	0	0	0	0	0	0	0
Methamphetamine/Amphetamine	0	16	351	2,591	94	24	0	4	3,080
Paraphernalia	0	4	0	2,956	0	186	0	0	3,146
PCP	0	0	0	2	0	0	0	0	2
Prescription Pain Reliever	0	0	2	10	2	0	0	0	14
Prescription Sedative	0	0	0	8	1	0	0	0	9
Prescription Stimulant	0	0	1	1	0	0	0	0	2
Psilocybin (Mushrooms)	0	0	3	0	0	0	0	0	3
Salvia	0	0	0	0	0	0	0	0	0
Steroids	0	0	0	0	0	0	0	0	0
Synthetic Cannabinoids	0	0	3	1	2	0	0	0	6
Unknown Drug	0	0	9	28	3	2	180	1,058	1,280
Other Drug	1	0	25	122	11	2	0	0	161
Total	1	35	737	6,931	300	255	498	1,073	9,830

Prescription Drug Convictions	
Number of drug convictions that involved any prescription drugs	44

Drug Offense Convictions by Class			
	Misdemeanor	Felony	Total
Class 1	1,566	0	1,566
Class 2	9	829	838
Class 3	0	301	301
Class 4		4,080	4,080
Class 5		77	77
Class 6		1,351	1,351
Undesignated	2	790	792
Unknown	4	821	825
Total	1,581	8,249	9,830

Persons Convicted for All Drug Offenses	
Plea	9,760
Jury	22
Non-Jury	48
Total	9,830

Number of Persons Sentenced for Violent Offenses										
	Prison	Jail	Probation	Split Sentence	Suspended Sentence	Community Service	Fines	Other	Unknown	Total
Violent Drug Related Offenses	172	1	106	55	0	0	0	25	0	359
Violent Non-drug Related Offenses	1,118	48	968	507	0	0	5	875	3	3,524
Total	1,290	49	1,074	562	0	0	15	900	3	3,883
Number of Persons Sentenced for Drug Offenses										
Cocaine (powder)	20	7	31	16	0	0	2	25	0	101
Crack (cocaine)	4	0	2	2	0	0	0	4	0	12
Ecstasy (MDMA)	0	2	1	4	0	0	0	0	0	7
Fentanyl	97	3	112	42	0	0	1	10	0	265
Hashish	0	1	2	2	0	0	0	11	0	16
Heroin	96	7	66	58	0	0	0	89	0	316
High Grade Marijuana	0	0	2	0	0	0	0	0	0	2
Ketamine	0	0	0	0	0	0	0	0	0	0
LSD	1	0	1	1	0	0	0	2	0	5
Marijuana	49	14	280	73	0	0	43	7	46	512
Marijuana Plants	2	0	1	0	0	0	0	0	0	3
Medical Marijuana	0	0	0	0	0	0	0	0	0	0
Methamphetamine/Amphetamine	626	60	509	296	0	0	6	204	0	1,701
Paraphernalia	159	40	1,553	771	0	29	108	17	15	2,692
PCP	0	0	1	0	0	0	0	0	0	1
Prescription Pain Reliever	11	1	4	3	0	0	1	5	2	27
Prescription Sedative	3	0	8	1	0	0	0	8	0	20
Prescription Stimulant	1	0	1	0	0	0	0	0	0	2
Psilocybin (Mushrooms)	0	0	1	2	0	0	0	0	0	3
Salvia	0	0	0	0	0	0	0	0	0	0
Steroids	0	0	0	0	0	0	0	0	0	0
Synthetic Cannabinoids	2	0	5	0	0	0	0	2	0	9
Unknown Drug	21	29	53	31	0	0	4	7	0	145
Other Drug	8	3	28	64	1	0	7	0	0	111
Total	1,100	167	2,661	1,366	1	29	172	391	63	5,950

Prescription Drug Sentenced	
Number of drug offenders sentenced that involved any prescription drugs	57

Asset Forfeitures		
	Number	Value
Aircraft	0	\$0
Currency	1,664	\$18,151,176
Other	559	\$48,112
Other Financial Instrument	57	\$7,329
Real Property (Real Estate)	4	\$252,182
Vehicles	376	\$1,116,018
Vessels	0	\$0
Weapons	680	\$111,473
Total	3,340	\$19,686,289

Total Forfeiture Cases	
Received through Referral	1,205
Concluded	732
Pending	2,876

Training	
Number of Trainings Attended	174
Number of Trainings Provided	72
Community Meetings Held	62
School Presentations Offered	3



Apache County Attorney's Office – for ACCENT

Approved Budget FY 2021	
Personnel	\$ 67,885
Employee Related Expenditures	\$ 22,750
Total	\$ 90,635
Fund Source:	
Federal - Byrne/JAG	\$ 31,722
State	\$ 36,254
Match	\$ 22,659

Project Description

This project is administered by the Apache County Attorney's Office (CAAO) and provides enhanced drug and gang prosecution, asset forfeiture processing, and litigation services for the Apache County Cooperative Enforcement Narcotics Team (ACCENT) and all other law enforcement agencies in Apache County.

Objective

To make Apache County a safer place by aggressively prosecuting those who use or engage in any manner, the supply and demand of illegal drugs, those who commit violent crimes, and those who participate in gang-related criminal activity. Additionally, the Apache County Attorney's Office seeks to reduce recidivism through special programs for carefully chosen applicants showing the most likelihood of rehabilitation.

Selected Quarterly Highlights

- We have an extradition case involving two persons that fled from Los Angeles on murder charges and were then caught in Apache County. The individuals were charged as fugitives and then, working with the LA Police Department, arraigned extradition. The charges filed in Apache County were dismissed without prejudice and will possibly be filed again at a later date after charges in California have been concluded, and the outcome is known.
- One of the most significant events over this last quarter that our office dealt with was a specific murder case. This case had all of our attorneys at the scene and relied on the aerial vision of a county resource's drone. It isn't typical to see this type of technology utilized in a case, but it was something that our County Attorney felt was necessary given the circumstances. Moving forward, we will be using a new report created by Prosecutor By Karpel to further assist our accuracy in Drug, Gang, and Violent crime reporting. We are always anxious to get more accurate results and use some of the incredible technology that continues to evolve in our society.
- For this quarter, there wasn't a specific case that stuck out above the rest. However, with the COVID-19 vaccine beginning to be distributed, our office has started to reschedule jury trials, which have been delayed since the pandemic. Thanks to the implementation of new technology, the Apache County Attorney's Office has been able to quickly schedule trials and organize the many different cases headed for trial. COVID-19 had a serious impact on our community, and it certainly didn't stop at the criminal justice system. For the first time in over a year, our office can begin to prepare for jury trials and resolve some of the cases that have been lingering for longer than usual. To conclude, our office has been able to make serious progress on all cases that were postponed due to the pandemic. This, in and of itself, is seen as a major accomplishment for prosecuting Drug, Gang, and Violent crimes.
- During the COVID-19 pandemic, all jury trials were postponed until the virus was more under control. For the first time since March of 2020, our office had a jury trial in May. The case heavily relied on victim testimony and character witnesses, which was difficult considering the pandemic is ongoing, and many members of the jury reside in the Navajo Nation. However, the defendant was found guilty on all counts. This case was Aggravated Assault against a minor, which falls under the violent

portion of this grant. The prosecuting attorney worked tirelessly to secure a conviction and a DOC sentence. It was monumental for our office to come out of the pandemic, which sets the stage for a year full of many jury trials.

Performance Benchmarks

All agencies are required to estimate performance benchmarks according to their program area. While these benchmark measures are not all-inclusive of program performance, they provide a method of determining program success and efficacy and support evidence-based programming.

Performance Measure	FY 2021 Estimated	FY 2021 Actual
Conviction Rate	88%	49%
Cost per Conviction	\$506.34	\$592.39
Percentage of Forfeitures Concluded	35%	0%
Percentage of Convicted Offenders Incarcerated	26%	14%

Prosecution Projects: Apache County Attorney's Office

Grant Number: DC-21-020

Drug Outcome Summary										
	Drug Offenses					Non-Drug Offenses				Total
	Drug Only	Drug & Violent	Drug & Gang-Related	Drug, Viol. & Gang-Related	Drug Total	Violent Only	Gang-Related Only	Violent & Gang-Related	Non-Drug Total	
Cases referred this reporting period	177	9	0	0	186	110	0	0	110	296
Declined to Prosecute: No lab analysis	0	0	0	0	0	0	0	0	0	0
Declined to Prosecute: Department Report Problems	0	0	0	0	0	0	0	0	0	0
Declined to Prosecute: No Conviction Likely	2	0	0	0	2	3	0	0	3	5
Declined to Prosecute: Assisted in Another Prosecution	0	0	0	0	0	0	0	0	0	0
Declined to Prosecute: Other	8	0	0	0	8	2	0	0	2	10
Deferred to a Diversion Program	33	0	0	0	33	2	0	0	2	35
Prosecuted	215	6	0	0	221	213	0	0	213	434
Dismissed With or Without Prejudice	124	0	0	0	124	31	0	0	31	155
Acquitted	2	0	0	0	2	5	0	0	5	7
Convicted	97	0	0	0	97	56	0	0	56	153
Total Concluded Cases	223	0	0	0	223	92	0	0	92	315

Drug Prosecutions by Offense Type									
	Buy / Receive	Cultivate / Manufacture	Distribute / Sell	Possess / Conceal	Transport / Import	Consume / Use	Other	Unknown	Total
Cocaine (powder)	0	0	13	7	0	0	0	0	20
Crack (cocaine)	0	0	0	0	0	0	0	0	0
Ecstasy (MDMA)	0	0	0	0	0	0	0	0	0
Fentanyl	0	0	0	0	0	0	0	0	0
Hashish	0	0	0	0	0	0	0	0	0
Heroin	0	0	1	4	0	0	0	0	5
High Grade Marijuana	0	0	0	0	0	0	0	0	0
Ketamine	0	0	0	0	0	0	0	0	0
LSD	0	0	0	0	0	0	0	0	0
Marijuana	0	3	13	54	0	0	0	0	70
Marijuana Plants	0	0	0	0	0	0	0	0	0
Medical Marijuana	0	0	0	0	0	0	0	0	0
Methamphetamine/Amphetamine	0	0	15	43	0	0	0	0	58
Paraphernalia	0	0	0	43	0	0	0	0	43
PCP	0	0	0	0	0	0	0	0	0
Prescription Pain Reliever	0	0	1	1	0	0	0	0	2
Prescription Sedative	0	0	0	0	0	0	0	0	0
Prescription Stimulant	0	0	0	0	0	0	0	0	0
Psilocybin (Mushrooms)	0	0	0	0	0	0	0	0	0
Salvia	0	0	0	0	0	0	0	0	0
Steroids	0	0	0	0	0	0	0	0	0
Synthetic Cannabinoids	0	0	2	21	0	0	0	0	23
Unknown Drug	0	0	0	0	0	0	0	0	0
Other Drug	0	0	0	0	0	0	0	0	0
Total	0	3	45	173	0	0	0	0	221

Felony & Misdemeanor Prosecution			
	Gang	Non-Gang	Total
Felony	0	412	412
Misdemeanor-Only	0	22	22
Total	0	412	412

Prescription Drug Prosecutions	
Number of drug prosecutions that involved any prescription drugs	2

Drug Convictions by Offense Type									
	Buy / Receive	Cultivate / Manufacture	Distribute / Sell	Possess / Conceal	Transport / Import	Consume / Use	Other	Unknown	Total
Cocaine (powder)	0	0	1	0	0	0	0	0	1
Crack (cocaine)	0	0	0	0	0	0	0	0	0
Ecstasy (MDMA)	0	0	0	0	0	0	0	0	0
Fentanyl	0	0	0	0	0	0	0	0	0
Hashish	0	0	0	0	0	0	0	0	0
Heroin	0	0	1	3	0	0	0	0	4
High Grade Marijuana	0	0	0	0	0	0	0	0	0
Ketamine	0	0	0	0	0	0	0	0	0
LSD	0	0	0	0	0	0	0	0	0
Marijuana	0	0	9	24	0	0	0	0	33
Marijuana Plants	0	0	0	0	0	0	0	0	0
Medical Marijuana	0	0	0	0	0	0	0	0	0
Methamphetamine/Amphetamine	0	0	6	30	0	0	0	0	36
Paraphernalia	0	0	0	19	0	0	0	0	19
PCP	0	0	0	0	0	0	0	0	0
Prescription Pain Reliever	0	0	0	1	0	0	0	0	1
Prescription Sedative	0	0	0	0	0	0	0	0	0
Prescription Stimulant	0	0	0	0	0	0	0	0	0
Psilocybin (Mushrooms)	0	0	0	0	0	0	0	0	0
Salvia	0	0	0	0	0	0	0	0	0
Steroids	0	0	0	0	0	0	0	0	0
Synthetic Cannabinoids	0	0	3	0	0	0	0	0	3
Unknown Drug	0	0	0	0	0	0	0	0	0
Total	0	0	30	77	0	0	0	0	97

Prescription Drug Convictions	
Number of drug convictions that involved any prescription drugs	1

Drug Offense Convictions by Class			
	Misdemeanor	Felony	Total
Class 1	0	0	0
Class 2	0	22	22
Class 3	0	0	0
Class 4		33	33
Class 5		0	0
Class 6		42	42
Undesignated	0	0	0
Unknown	0	0	0
Total	0	97	97

Persons Convicted for All Drug Offenses	
Plea	54
Jury	0
Non-Jury	43
Total	97

Number of Persons Sentenced for Violent Offenses										
	Prison	Jail	Probation	Split Sentence	Suspended Sentence	Community Service	Fines	Other	Unknown	Total
Violent Drug Related Offenses	0	0	1	0	0	0	0	0	0	12
Violent Non-drug Related Offenses	12	2	51	0	0	0	0	2	3	59
Total	12	2	52	0	0	0	0	2	3	71
Number of Persons Sentenced for Drug Offenses										
Cocaine (powder)	0	0	1	0	0	0	0	0	0	1
Crack (cocaine)	0	0	0	0	0	0	0	0	0	0
Ecstasy (MDMA)	0	0	0	0	0	0	0	0	0	0
Fentanyl	0	0	0	0	0	0	0	0	0	0
Hashish	0	0	0	0	0	0	0	0	0	0
Heroin	2	0	3	0	0	0	0	0	0	5
High Grade Marijuana	0	0	0	0	0	0	0	0	0	0
Ketamine	0	0	0	0	0	0	0	0	0	0
LSD	0	0	0	0	0	0	0	0	0	0
Marijuana	0	1	33	0	0	0	0	0	0	34
Marijuana Plants	0	0	1	0	0	0	0	0	0	1
Medical Marijuana	0	0	0	0	0	0	0	0	0	0
Methamphetamine/Amphetamine	11	0	25	0	0	0	0	0	0	36
Paraphernalia	3	2	14	0	0	0	0	0	1	20
PCP	0	0	0	0	0	0	0	0	0	0
Prescription Pain Reliever	1	0	0	0	0	0	0	0	0	1
Prescription Sedative	0	0	0	0	0	0	0	0	0	0
Prescription Stimulant	0	0	0	0	0	0	0	0	0	0
Psilocybin (Mushrooms)	0	0	0	0	0	0	0	0	0	0
Salvia	0	0	0	0	0	0	0	0	0	0
Steroids	0	0	0	0	0	0	0	0	0	0
Synthetic Cannabinoids	1	0	2	0	0	0	0	0	0	3
Unknown Drug	1	0	0	0	0	0	0	0	0	1
Total	19	3	79	0	0	0	0	0	1	102

Prescription Drug Sentenced	
Number of drug offenders sentenced that involved any prescription drugs	1

Asset Forfeitures		
	Number	Value
Aircraft	0	\$0
Currency	12	\$61,659
Other	0	\$0
Other Financial Instrument	0	\$0
Real Property (Real Estate)	0	\$0
Vehicles	0	\$0
Vessels	0	\$0
Weapons	0	\$0
Total	6	\$61,659

Total Forfeiture Cases	
Received through Referral	9
Concluded	12
Pending	24

Training	
Number of Trainings Attended	2
Number of Trainings Provided	2
Community Meetings Held	33
School Presentations Offered	2



Cochise County Attorney's Office

Approved Budget FY 2021	
Personnel	\$ 119,857
Employee Related Expenditures	\$ 32,361
Total	\$ 152,218
Fund Source:	
Federal - Byrne/JAG	\$ 53,276
State	\$ 60,887
Match	\$ 38,055

Project Description

This program is administered by the Cochise County Attorney's Office (CCAO). The CCAO handles drug prosecution and civil forfeiture cases resulting from the aggressive activities of the Cochise County Narcotics Enforcement Team and other law enforcement agencies in the county. Cochise County is designated as a Southwest Border High-Intensity Drug Trafficking Area (HIDTA). The unit prosecutes drug cases for all law enforcement agencies in Cochise County and cases received from the U.S. Border Patrol, U.S. Customs and Border Protection, and other federal agencies operating along the United States border with Mexico.

Objective

To enhance the quality of life in the Cochise County border community through aggressive and effective prosecution of drug-related violent crimes and drug crimes, identify and apprehend target offenders through collaboration with the task force and other law enforcement agencies, and where appropriate, encourage rehabilitation for drug offenders.

Selected Quarterly Highlights

- In May 2020, Customs and Border Protection (CBP) observed a vehicle coming into the United States from Mexico in which officers discovered 72 packages of marijuana (191 lbs) concealed within the door panels and the trunk. The drugs were found when CBP conducted a free-air sniff with a K9 partner who alerted to the vehicle. The vehicle was subsequently run through x-ray inspection, where officers discovered the drugs hidden in the door panels. Inside the vehicle were a male driver, a female passenger, and two minor children. CBI contacted Homeland Security, who worked with local law enforcement to continue the investigation. Officers further found 1.1 grams of cocaine on the adult male. The minor children, ages 12 and 7, were the biological children of the female passenger. Through a collaborative investigation with Homeland Security, CBI, and The Arizona Department of Public Safety (DPS), officers discovered that the adults were in a romantic relationship and had planned the trip to Mexico to bring marijuana into the United States and ultimately to Phoenix, AZ. The couple had decided to bring the children so that it would appear that they were on a family vacation and be less suspicious. The male had traveled to Mexico on five separate occasions to bring Marijuana into the United States. On those occasions, he would use a rental car. This was the first time he had used his vehicle because he was no longer able to rent cars as he was flagged as traveling into Mexico with rental cars. This was also the first time that the male Defendant had brought his girlfriend, the adult female passenger, and her children. The female passenger admitted to knowing the purpose of the trip. During further inspection of the bundles of marijuana, officers discovered a small quantity of heroin. Both adults were indicted for transportation of marijuana for sale, importation of illicit drugs, and child endangerment. Both Defendants took pleas.
- In the fall of 2020, the DEA and the Bisbee Police Department began a joint investigation into an individual who was bringing large amounts of methamphetamine into Bisbee, and selling the drug, regularly. In November 2020, a search warrant was executed on their residence. In the course of the search, law enforcement found multiple weapons and almost one pound of methamphetamine.

Two juveniles, including the individual's 2-year-old child, were also in the residence. The individual admitted that he knowingly possessed the methamphetamine, that he regularly brings approximately one pound of methamphetamine to his residence from a connection in Tucson, that he sells the methamphetamine, and that through his actions, he was endangering the children in his residence. The individual was charged with possession of a dangerous drug for sale, multiple counts of misconduct involving a weapon, and two counts of child abuse. The individual's case was put into our Early Resolution Court. After hiring a private attorney who regularly advises his clients not to take the Early Resolution Court offer, the individual rejected the plea offer, and I anticipate that his case will go to trial. Given the evidence against him, I fully expect that he will be convicted. The collaborative efforts of the DEA and the Bisbee Police Department were crucial to this case, and the State intends to seek the maximum possible penalty against him.

- In February 2021, Customs Border Protection ("CBP") Officer had received information from Douglas Police that a 17-year-old subject was possibly smuggling Alprazolam (Xanax) pills into the United States ("U.S.") for sale. Information was obtained that he had previously been arrested for selling Xanax pills at Douglas High School by the Douglas Police. Homeland Security ("HSI") officers placed an alert on him so that if he crossed into the U.S., officers could conduct an entry inspection. On February 10, 2021, a CBP officer observed the individual enter the U.S. from Mexico at the Douglas Port of Entry. He was initially questioned as to what items he was bringing into the U.S. and denied possessing any illicit drugs. He was brought into the secondary inspection seating area, where he was interviewed by CBP agents as well as HSI officers. Again, he denied possessing any illicit drugs. Officers requested a pat-down, and he consented. During the search, officers found a bottle of unopened "Farmapram," the label used in Mexico for Alprazolam. The individual was Mirandized and agreed to speak to officers. He admitted that he was smuggling Xanax pills into the U.S. and had done so successfully on four other occasions within the past six to eight months. The Cochise County Attorney's Office was contacted by an officer from the HSI/CBP Task Force to proceed with an adult felony prosecution. He was indicted for possession of a dangerous drug for sale and importation of a dangerous drug into the U.S. Because of the collaboration between the Douglas Police, CBP, and HSI, and the County Attorney's Office, the individual entered into a plea agreement in which he pleaded guilty to importation of a dangerous drug and was sentenced to a term of 5 years' probation.
- On May 7, 2021, Douglas officers conducted a traffic stop on a vehicle for a suspended license plate and an obstruction to the windshield. Officers observed nervous behavior, and when the occupants of the vehicle were questioned, they had conflicting stories regarding where they were coming from and headed to. A record check revealed that the female driver had a suspended driver's license. She told officers that she was coming from Mexico while the other occupants claimed they were coming from Motel 6. The female driver gave officers consent to search the vehicle. Douglas officers requested a K9 unit from the Douglas Port of Entry, which arrived while officers were conducting their investigation. Customs and Border Protection (CBP) arrived with a K9 which gave its final conditioned response, alerting to the odor of an illicit drug. The K9 alerted to the front of the vehicle at the hood. During the search of the vehicle, officers found \$14,170 in cash in the female driver's possession. Based on the large quantity of cash, the K9 alert, and the conflicting stories, Douglas officers coordinated with CBP to have the vehicle scanned with their equipment. The scans revealed an abnormal item in the radiator of the vehicle. Douglas officers and CBP agents worked together to search the vehicle and were able to find six bundles of cocaine totaling 14.7 pounds. Douglas officers coordinated with the Drug Enforcement Agency to conduct interviews of the occupants of the vehicle. They discovered that the female driver and her husband were involved in smuggling narcotics into the United States from Mexico. The couple would go to Mexico to visit family and bring back illicit drugs and deliver them to various locations throughout the United States under the guise of selling the wife's Native American fetish carvings.

Performance Benchmarks

All agencies are required to estimate performance benchmarks according to their program area. While these benchmark measures are not all-inclusive of program performance, they provide a method of determining program success and efficacy and support evidence-based programming.

Performance Measure	FY 2021 Estimated	FY 2021 Actual
Conviction Rate	30%	55%
Cost per Conviction	\$507.39	\$1,064.46
Percentage of Forfeitures Concluded	67%	0%
Percentage of Convicted Offenders Incarcerated	67%	19%

Prosecution Projects: Cochise County Attorney's Office

Grant Number: DC-21-021

Drug Outcome Summary										
	Drug Offenses					Non-Drug Offenses				Total
	Drug Only	Drug & Violent	Drug & Gang-Related	Drug, Viol. & Gang-Related	Drug Total	Violent Only	Gang-Related Only	Violent & Gang-Related	Non-Drug Total	
Cases referred this reporting period	903	0	0	0	903	0	0	0	0	903
Declined to Prosecute: No lab analysis	54	0	0	0	54	0	0	0	0	54
Declined to Prosecute: Department Report Problems	0	0	0	0	0	0	0	0	0	0
Declined to Prosecute: No Conviction Likely	2	0	0	0	2	0	0	0	0	2
Declined to Prosecute: Assisted in Another Prosecution	5	0	0	0	5	0	0	0	0	5
Declined to Prosecute: Other	110	0	0	0	110	0	0	0	0	110
Deferred to a Diversion Program	1	0	0	0	1	0	0	0	0	1
Prosecuted	722	0	0	0	722	0	0	0	0	722
Dismissed With or Without Prejudice	119	0	0	0	119	0	0	0	0	119
Acquitted	0	0	0	0	0	0	0	0	0	0
Convicted	143	0	0	0	143	0	0	0	0	143
Total Concluded Cases	262	0	0	0	262	0	0	0	0	262

Drug Prosecutions by Offense Type									
	Buy / Receive	Cultivate / Manufacture	Distribute / Sell	Possess / Conceal	Transport / Import	Consume / Use	Other	Unknown	Total
Cocaine (powder)	0	0	0	13	10	0	0	2	25
Crack (cocaine)	0	0	0	1	0	0	0	0	1
Ecstasy (MDMA)	0	0	0	0	0	0	0	0	0
Fentanyl	0	0	5	8	3	0	0	0	16
Hashish	0	0	0	0	0	0	0	0	0
Heroin	0	0	1	19	3	0	0	0	23
High Grade Marijuana	0	0	0	0	0	0	0	0	0
Ketamine	0	0	0	0	0	0	0	0	0
LSD	0	0	0	0	0	0	0	0	0
Marijuana	0	0	2	51	13	1	0	2	69
Marijuana Plants	0	0	0	0	0	1	0	0	1
Medical Marijuana	0	0	0	1	0	0	0	0	1
Methamphetamine/Amphetamine	0	0	12	118	9	0	0	3	142
Other Drug	0	0	0	0	1	0	0	0	1
Paraphernalia	0	0	0	37	0	0	0	0	37
PCP	0	0	0	0	0	0	0	0	0
Prescription Pain Reliever	0	0	0	2	1	0	0	1	4
Prescription Sedative	0	0	0	5	3	0	0	0	8
Prescription Stimulant	0	0	0	0	0	0	0	0	0
Psilocybin (Mushrooms)	0	0	0	1	0	0	0	0	1
Salvia	0	0	0	0	0	0	0	0	0
Steroids	0	0	0	0	0	0	0	0	0
Synthetic Cannabinoids	0	0	0	2	2	0	0	0	4
Unknown Drug	0	0	21	304	5	2	0	57	389
Total	0	0	41	562	50	4	0	65	722

Felony & Misdemeanor Prosecution			
	Gang	Non-Gang	Total
Felony	0	378	378
Misdemeanor-Only	0	344	344
Total	0	722	722

Prescription Drug Prosecutions	
Number of drug prosecutions that involved any prescription drugs	15

Drug Convictions by Offense Type									
	Buy / Receive	Cultivate / Manufacture	Distribute / Sell	Possess / Conceal	Transport / Import	Consume / Use	Other	Unknown	Total
Cocaine (powder)	0	0	0	2	0	0	0	1	3
Crack (cocaine)	0	0	0	0	0	0	0	0	0
Ecstasy (MDMA)	0	0	0	0	0	0	0	0	0
Fentanyl	0	0	1	0	1	0	0	0	2
Hashish	0	0	0	0	0	0	0	0	0
Heroin	0	0	0	2	0	0	0	0	2
High Grade Marijuana	0	0	0	0	0	0	0	0	0
Ketamine	0	0	0	0	0	0	0	0	0
LSD	0	0	0	0	0	0	0	0	0
Marijuana	0	0	0	1	1	1	0	10	13
Marijuana Plants	0	0	0	0	0	1	0	0	1
Medical Marijuana	0	0	0	0	0	0	0	0	0
Methamphetamine/Amphetamine	0	0	1	4	0	0	0	4	9
Paraphernalia	0	0	0	2	0	0	0	0	2
PCP	0	0	0	0	0	0	0	0	0
Prescription Pain Reliever	0	0	0	0	0	0	0	0	0
Prescription Sedative	0	0	0	0	0	0	0	0	0
Prescription Stimulant	0	0	0	0	0	0	0	0	0
Psilocybin (Mushrooms)	0	0	0	0	0	0	0	0	0
Salvia	0	0	0	0	0	0	0	0	0
Steroids	0	0	0	0	0	0	0	0	0
Synthetic Cannabinoids	0	0	0	0	1	0	0	0	1
Unknown Drug	0	0	1	17	2	2	0	88	110
Total	0	0	3	28	5	4	0	103	143

Prescription Drug Convictions	
Number of drug convictions that involved any prescription drugs	13

Drug Offense Convictions by Class			
	Misdemeanor	Felony	Total
Class 1	30	0	30
Class 2	0	25	25
Class 3	0	3	3
Class 4		56	56
Class 5		3	3
Class 6		22	22
Undesignated	0	0	0
Unknown	4	0	4
Total	34	109	143

Persons Convicted for All Drug Offenses	
Plea	142
Jury	1
Non-Jury	0
Total	143

Number of Persons Sentenced for Violent Offenses										
	Prison	Jail	Probation	Split Sentence	Suspended Sentence	Community Service	Fines	Other	Unknown	Total
Violent Drug Related Offenses	0	0	0	0	0	0	0	0	0	0
Violent Non-drug Related Offenses	1	0	1	2	0	0	0	0	0	4
Total	1	0	1	2	0	0	0	0	0	4
Number of Persons Sentenced for Drug Offenses										
Cocaine (powder)	0	0	2	0	0	0	0	0	0	2
Crack (cocaine)	0	0	0	0	0	0	0	0	0	0
Ecstasy (MDMA)	0	0	0	0	0	0	0	0	0	0
Fentanyl	1	0	1	0	0	0	0	0	0	2
Hashish	0	0	0	0	0	0	0	0	0	0
Heroin	0	0	0	0	0	0	0	0	0	1
High Grade Marijuana	0	0	0	0	0	0	0	0	0	0
Ketamine	0	0	0	0	0	0	0	0	0	0
LSD	0	0	0	0	0	0	0	0	0	0
Marijuana	2	0	6	0	0	0	2	0	46	57
Marijuana Plants	0	0	0	0	0	0	0	0	0	0
Medical Marijuana	0	0	0	0	0	0	0	0	0	0
Methamphetamine/Amphetamine	5	0	2	0	0	0	1	0	0	8
Paraphernalia	0	0	1	0	0	0	0	0	14	15
PCP	0	0	0	0	0	0	0	0	0	0
Prescription Pain Reliever	0	0	0	0	0	0	0	0	2	2
Prescription Sedative	0	0	0	0	0	0	0	0	0	0
Prescription Stimulant	0	0	0	0	0	0	0	0	0	0
Psilocybin (Mushrooms)	0	0	0	0	0	0	0	0	0	0
Salvia	0	0	0	0	0	0	0	0	0	0
Steroids	0	0	0	0	0	0	0	0	0	0
Synthetic Cannabinoids	0	0	1	0	0	0	0	0	0	1
Unknown Drug	17	1	41	0	0	0	4	0	0	82
Total	26	1	54	0	0	0	7	0	62	170

Prescription Drug Sentenced	
Number of drug offenders sentenced that involved any prescription drugs	6

Asset Forfeitures		
	Number	Value
Aircraft	0	\$0
Currency	6	\$14,950
Other	0	\$0
Other Financial Instrument	0	\$0
Real Property (Real Estate)	0	\$0
Vehicles	14	\$97,623
Vessels	0	\$0
Weapons	0	\$0
Total	20	\$112,573

Total Forfeiture Cases	
Received through Referral	19
Concluded	19
Pending	113

Training	
Number of Trainings Attended	11
Number of Trainings Provided	1
Community Meetings Held	4
School Presentations Offered	0



Coconino County Attorney's Office

Approved Budget FY 2021		
Personnel	\$	95,067
Employee Related Expenditures	\$	37,394
Total	\$	132,461
Fund Source:		
Federal - Byrne/JAG	\$	46,361
State	\$	52,984
Match	\$	33,116

Project Description

This program is administered by the Coconino County Attorney's Office (CCAO) and provides direct assistance to the Northern Arizona Street Crimes Task Force (METRO) in case preparation and development. The unit prosecutes Coconino County drug and gang cases and provides civil forfeiture litigation services to the task force and other local and federal agencies.

Objective

To work in conjunction with the Northern Arizona Street Crimes Task Force Metro Narcotics to suppress and eventually eliminate the manufacturing, transportation, sale, and use of illicit drugs within Coconino County.

Selected Quarterly Highlights

- The CCAO continues to actively prosecute those persons who possess or use drugs in amounts under the statutory threshold. Aggressive prosecution extends to persons who have committed additional non-violent crimes, where drug possession or use has been determined as the underlying cause. These cases are carefully reviewed for an alternative course of action, and persons who have demonstrated addiction will be screened for possible admission to Recovery (DUI/Drug) Court. The CCAO aggressively prosecutes the drug traffickers who are arrested on major interstates; we provide access to prosecutors 24/7 for consultation and legal advice; we prosecute the drug dealers targeted by the METRO Task Force and prosecute repeat offenders. The tandem prosecution efforts with METRO Task Force resulted in prison-only sentences for two of Flagstaff's biggest methamphetamine dealers. The tandem prosecution is preparing for drug sales trials set in the next year. However, the Coconino County Recovery Court program successfully graduated eight participants last quarter. Recovery Court participants receive intensive substance use disorder treatment and individual counseling while in the program. Each of these participants graduated from the program with an extended period of sobriety and increased mental and emotional stability. Seven of the eight participants graduated with an established long-term employment relationship. These participants worked with the Recovery Court treatment provider to develop an ongoing recovery plan that includes enrollment with a community mental and behavioral health provider to promote long-term stability.
- As jury trials begin again in Coconino County, the tandem prosecution efforts with METRO Task Force are preparing for several methamphetamine sales jury trials. However, the Coconino County Recovery Court program successfully graduated twelve participants last quarter. Recovery Court participants receive intensive substance use disorder treatment and individual counseling while in the program. Each of these participants graduated from the program with an extended period of sobriety and increased mental and emotional stability.

- The Coconino County Recovery Court program successfully graduated six participants last quarter. Recovery Court participants receive intensive substance use disorder treatment and individual counseling while in the program. Each of these participants graduated from the program with an extended period of sobriety and increased mental and emotional stability. These participants worked with the Recovery Court treatment provider to develop an ongoing recovery plan that includes enrollment with a community mental and behavioral health provider to promote long-term stability.

Performance Benchmarks

All agencies are required to estimate performance benchmarks according to their program area. While these benchmark measures are not all-inclusive of program performance, they provide a method of determining program success and efficacy and support evidence-based programming.

Performance Measure	FY 2021 Estimated	FY 2021 Actual
Conviction Rate	43%	26%
Cost per Conviction	\$441.54	\$744.16
Percentage of Forfeitures Concluded	63%	0%
Percentage of Convicted Offenders Incarcerated	33%	32%

Prosecution Projects: Coconino County Attorney's Office

Grant Number: DC-21-022

Drug Outcome Summary										
	Drug Offenses					Non-Drug Offenses				Total
	Drug Only	Drug & Violent	Drug & Gang-Related	Drug, Viol. & Gang-Related	Drug Total	Violent Only	Gang-Related Only	Violent & Gang-Related	Non-Drug Total	
Cases referred this reporting period	832	0	0	0	832	0	0	0	0	832
Declined to Prosecute: No lab analysis	0	0	0	0	0	0	0	0	0	0
Declined to Prosecute: Department Report Problems	0	0	0	0	0	0	0	0	0	0
Declined to Prosecute: No Conviction Likely	18	0	0	0	18	0	0	0	0	18
Declined to Prosecute: Assisted in Another Prosecution	36	0	0	0	36	0	0	0	0	36
Declined to Prosecute: Other	54	0	0	0	54	0	0	0	0	54
Deferred to a Diversion Program	37	0	0	0	37	0	0	0	0	37
Prosecuted	540	0	0	0	540	0	0	0	0	540
Dismissed With or Without Prejudice	493	0	0	0	493	0	0	0	0	493
Acquitted	1	0	0	0	1	0	0	0	0	1
Convicted	178	0	0	0	178	0	0	0	0	178
Total Concluded Cases	672	0	0	0	672	0	0	0	0	672

Drug Prosecutions by Offense Type									
	Buy / Receive	Cultivate / Manufacture	Distribute / Sell	Possess / Conceal	Transport / Import	Consume / Use	Other	Unknown	Total
Cocaine (powder)	0	0	2	7	1	0	0	0	10
Crack (cocaine)	0	0	0	0	0	0	0	0	0
Ecstasy (MDMA)	0	0	0	0	0	0	0	0	0
Fentanyl	0	0	3	9	0	0	0	0	13
Hashish	0	0	0	0	0	0	0	0	0
Heroin	0	0	3	6	3	0	0	0	12
High Grade Marijuana	0	0	10	21	6	7	0	0	44
Ketamine	0	0	0	0	0	0	0	0	0
LSD	0	0	0	2	0	0	0	0	2
Marijuana	0	0	8	158	11	1	0	0	178
Marijuana Plants	0	0	0	0	0	0	0	0	0
Medical Marijuana	0	0	0	0	0	0	0	0	0
Methamphetamine/Amphetamine	0	0	24	91	5	3	0	0	123
Paraphernalia	0	0	6	15	3	0	0	0	24
PCP	0	0	0	118	0	0	0	0	118
Prescription Pain Reliever	0	0	0	0	0	0	0	0	0
Prescription Sedative	0	0	0	8	0	0	0	0	8
Prescription Stimulant	0	0	0	6	0	0	0	0	6
Psilocybin (Mushrooms)	0	0	0	1	0	0	0	0	1
Salvia	0	0	0	1	0	0	0	0	1
Steroids	0	0	0	0	0	0	0	0	0
Synthetic Cannabinoids	0	0	0	0	0	0	0	0	0
Unknown Drug	0	0	0	0	0	0	0	0	0
Other Drug	0	0	0	0	0	0	0	0	0
Total	0	0	56	443	30	11	0	0	540

Felony & Misdemeanor Prosecution			
	Gang	Non-Gang	Total
Felony	273	64	337
Misdemeanor-Only	175	28	203
Total	448	92	540

Prescription Drug Prosecutions	
Number of drug prosecutions that involved any prescription drugs	15

Drug Convictions by Offense Type									
	Buy / Receive	Cultivate / Manufacture	Distribute / Sell	Possess / Conceal	Transport / Import	Consume / Use	Other	Unknown	Total
Cocaine (powder)	0	0	2	0	0	1	0	0	3
Crack (cocaine)	0	0	0	0	0	0	0	0	0
Ecstasy (MDMA)	0	0	0	0	0	0	0	0	0
Fentanyl	0	0	7	2	7	4	0	0	20
Hashish	0	0	0	0	0	0	0	0	0
Heroin	0	0	3	0	2	0	0	0	5
High Grade Marijuana	0	0	0	0	0	0	0	0	0
Ketamine	0	0	0	0	0	0	0	0	0
LSD	0	0	0	0	0	0	0	0	0
Marijuana	0	0	2	2	8	3	0	0	15
Marijuana Plants	0	0	0	0	0	0	0	0	0
Medical Marijuana	0	0	0	0	0	0	0	0	0
Methamphetamine/Amphetamine	0	0	17	18	3	2	0	0	40
Other Drug	0	0	2	2	1	0	0	0	5
Paraphernalia	0	0	0	89	0	0	0	0	89
PCP	0	0	0	0	0	0	0	0	0
Prescription Pain Reliever	0	0	0	0	0	0	0	0	0
Prescription Sedative	0	0	0	1	0	0	0	0	1
Prescription Stimulant	0	0	0	0	0	0	0	0	0
Psilocybin (Mushrooms)	0	0	0	0	0	0	0	0	0
Salvia	0	0	0	0	0	0	0	0	0
Steroids	0	0	0	0	0	0	0	0	0
Synthetic Cannabinoids	0	0	0	0	0	0	0	0	0
Unknown Drug	0	0	0	0	0	0	0	0	0
Total	0	0	33	114	21	10	0	0	178

Prescription Drug Convictions	
Number of drug convictions that involved any prescription drugs	1

Drug Offense Convictions by Class			
	Misdemeanor	Felony	Total
Class 1	55	0	55
Class 2	0	8	8
Class 3	0	19	19
Class 4		23	23
Class 5		9	9
Class 6		18	18
Undesignated	0	39	39
Unknown	0	7	7
Total	55	123	178

Persons Convicted for All Drug Offenses	
Plea	177
Jury	0
Non-Jury	1
Total	178

Number of Persons Sentenced for Violent Offenses										
	Prison	Jail	Probation	Split Sentence	Suspended Sentence	Community Service	Fines	Other	Unknown	Total
Violent Drug Related Offenses	0	0	0	0	0	0	0	0	0	0
Violent Non-drug Related Offenses	0	0	0	0	0	0	0	0	0	0
Total	0	0	0	0	0	0	0	0	0	0
Number of Persons Sentenced for Drug Offenses										
Cocaine (powder)	0	1	1	1	0	0	0	0	0	3
Crack (cocaine)	0	0	0	0	0	0	0	0	0	0
Ecstasy (MDMA)	0	0	0	0	0	0	0	0	0	0
Fentanyl	0	0	0	0	0	0	0	0	0	0
Hashish	0	0	0	0	0	0	0	0	0	0
Heroin	0	0	3	1	0	0	0	0	0	4
High Grade Marijuana	0	0	0	0	0	0	0	0	0	0
Ketamine	0	0	0	0	0	0	0	0	0	0
LSD	0	0	0	0	0	0	0	0	0	0
Marijuana	2	9	10	14	0	0	1	0	0	36
Marijuana Plants	0	0	0	0	0	0	0	0	0	0
Medical Marijuana	0	0	0	0	0	0	0	0	0	0
Methamphetamine/Amphetamine	18	4	8	10	0	0	0	0	0	40
Other Drug	1	1	4	1	0	0	0	0	0	7
Paraphernalia	4	17	21	33	0	0	12	0	0	87
PCP	0	0	0	0	0	0	0	0	0	0
Prescription Pain Reliever	0	0	0	0	0	0	0	0	0	0
Prescription Sedative	0	0	1	0	0	0	0	0	0	1
Prescription Stimulant	0	0	0	0	0	0	0	0	0	0
Psilocybin (Mushrooms)	0	0	0	0	0	0	0	0	0	0
Salvia	0	0	0	0	0	0	0	0	0	0
Steroids	0	0	0	0	0	0	0	0	0	0
Synthetic Cannabinoids	0	0	0	0	0	0	0	0	0	0
Unknown Drug	0	0	0	0	0	0	0	0	0	0
Total	25	32	48	60	0	0	13	0	0	178

Prescription Drug Sentenced	
Number of drug offenders sentenced that involved any prescription drugs	1

Asset Forfeitures		
	Number	Value
Aircraft	0	\$0
Currency	13	\$328,846
Other	0	\$0
Other Financial Instrument	0	\$0
Real Property (Real Estate)	0	\$0
Vehicles	1	\$136
Vessels	0	\$0
Weapons	0	\$0
Total	16	\$328,982

Total Forfeiture Cases	
Received through Referral	22
Concluded	14
Pending	227

Training	
Number of Trainings Attended	0
Number of Trainings Provided	0
Community Meetings Held	0
School Presentations Offered	0



Gila County Attorney's Office

Approved Budget FY 2021	
Personnel	\$ 50,391
Employee Related Expenditures	\$ 16,176
Total	\$ 66,567
Fund Source:	
Federal - Byrne/JAG	\$ 23,298
State	\$ 26,627
Match	\$ 16,642

Project Description:

This program is administered by the Gila County Attorney's Office (GCAO) and supports the provision of drug and gang prosecution, asset forfeiture processing, and litigation for the Gila County Drug, Gang, and Violent Crimes Task Force and other law enforcement agencies in Gila County.

Objective:

To aggressively prosecute drug-related offenses and violent crimes committed in Gila County, Arizona, and provide education, training, and community-based educational programs relating to the curbing of drug and violent crime offenses.

Selected Quarterly Highlights

- On October 10, 2020, the Globe Police Department K-9 Unit, assisted by the Gila County Drug, Gang, and Violent Crimes Task Force, conducted a traffic stop. A male suspect was taken into custody after an officer reportedly noted signs of criminal activity and seized a quantity of narcotic drugs and multiple guns. The male suspect was for possession of dangerous drugs, possession of dangerous drugs for sale, possession of narcotic drugs, possession of narcotic drugs for sale, possession of marijuana, possession of marijuana for sale, possession of drug paraphernalia, misconduct involving weapons/prohibited possessor and misconduct involving weapons during a drug offense.
- On February 11, 2021, the Gila County Drug, Gang, and Violent Crimes Task Force conducted a drug investigation in collaboration with the Arizona Department of Public Safety. During the traffic stop investigation, indicators of criminal activity were observed, and a Task Force K-9 was deployed for a drug sniff of a vehicle. As a result of the drug sniff, a search of the vehicle was conducted, and 100,000 narcotic pills laced with Fentanyl were found inside the vehicle. The Fentanyl pills seized have a street value of \$2,500,00.00. As a result of the investigation one suspect was arrested and booked into the Gila County Jail in Payson, Arizona. The suspect from Phoenix, Arizona, was charged with Transportation of a Narcotic Drug for Sale, Possession of a Narcotic Drug for Sale, Possession of a Narcotic Drug X 2, and Possession of Drug Paraphernalia. In collaboration with this arrest were the following agencies, the Arizona Department of Public Safety and the Payson Police Department.
- On May 26, 2021, the Gila County Drug, Gang and Violent Crimes Task Force, Gila County Sheriff's office, and San Carlos Police Department executed a search warrant at a residence at a local mobile home park. The search of the residence turned up approximately 908 grams of methamphetamine, which was seized. The drugs had a street value of approximately \$98,000.00. Also seized was cash, a semi-automatic handgun, and numerous items of drug paraphernalia. The suspect was arrested for possession of a dangerous drug, possession of a dangerous drug for sale, possession of drug paraphernalia, misconduct involving a weapon in a drug offense, misconduct

involving a weapon as a prohibited possessor, and two misdemeanor warrants out of the Gila County Sheriff's Office and Miami Police Department.

Performance Benchmarks

All agencies are required to estimate performance benchmarks according to their program area. While these benchmark measures are not all-inclusive of program performance, they provide a method of determining program success and efficacy and support evidence-based programming.

Performance Measure	FY 2021 Estimated*	FY 2021 Actual
Conviction Rate	0%	0%
Cost per Conviction	\$0.00	\$0.00
Percentage of Forfeitures Concluded	0%	0%
Percentage of Convicted Offenders Incarcerated	0%	0%

*Failed to submit accurate benchmarks

Prosecution Projects: Gila County Attorney's Office

Grant Number: DC-21-023

Drug Outcome Summary										
	Drug Offenses					Non-Drug Offenses				Total
	Drug Only	Drug & Violent	Drug & Gang-Related	Drug, Viol. & Gang-Related	Drug Total	Violent Only	Gang-Related Only	Violent & Gang-Related	Non-Drug Total	
Cases referred this reporting period	217	0	0	0	217	92	0	0	92	309
Declined to Prosecute: No lab analysis	0	0	0	0	0	0	0	0	0	0
Declined to Prosecute: Department Report Problems	0	0	0	0	0	0	0	0	0	0
Declined to Prosecute: No Conviction Likely	0	0	0	0	0	0	0	0	0	0
Declined to Prosecute: Assisted in Another Prosecution	0	0	0	0	0	0	0	0	0	0
Declined to Prosecute: Other	0	0	0	0	0	0	0	0	0	0
Deferred to a Diversion Program	0	0	0	0	0	0	0	0	0	0
Prosecuted	217	0	0	0	217	92	0	0	92	309
Dismissed With or Without Prejudice	0	0	0	0	0	0	0	0	0	0
Acquitted	0	0	0	0	0	0	0	0	0	0
Convicted	0	0	0	0	0	0	0	0	0	0
Total Concluded Cases	0	0	0	0	0	0	0	0	0	0

Drug Prosecutions by Offense Type									
	Buy / Receive	Cultivate / Manufacture	Distribute / Sell	Possess / Conceal	Transport / Import	Consume / Use	Other	Unknown	Total
Cocaine (powder)	0	0	0	0	0	0	0	0	0
Crack (cocaine)	0	0	0	0	0	0	0	0	0
Ecstasy (MDMA)	0	0	0	0	0	0	0	0	0
Fentanyl	0	0	0	0	0	0	0	0	0
Hashish	0	0	0	0	0	0	0	0	0
Heroin	0	0	24	68	15	0	0	0	107
High Grade Marijuana	0	0	0	0	0	0	0	0	0
Ketamine	0	0	0	0	0	0	0	0	0
LSD	0	0	0	0	0	0	0	0	0
Marijuana	0	0	4	5	0	0	0	0	9
Marijuana Plants	0	0	0	0	0	0	0	0	0
Medical Marijuana	0	0	0	0	0	0	0	0	0
Methamphetamine/Amphetamine	0	0	22	47	0	0	0	0	69
Paraphernalia	0	0	0	32	0	0	0	0	32
PCP	0	0	0	0	0	0	0	0	0
Prescription Pain Reliever	0	0	0	0	0	0	0	0	0
Prescription Sedative	0	0	0	0	0	0	0	0	0
Prescription Stimulant	0	0	0	0	0	0	0	0	0
Psilocybin (Mushrooms)	0	0	0	0	0	0	0	0	0
Salvia	0	0	0	0	0	0	0	0	0
Steroids	0	0	0	0	0	0	0	0	0
Synthetic Cannabinoids	0	0	0	0	0	0	0	0	0
Unknown Drug	0	0	0	0	0	0	0	0	0
Total	0	0	50	152	15	0	0	0	217

Felony & Misdemeanor Prosecution			
	Gang	Non-Gang	Total
Felony	0	284	284
Misdemeanor-Only	0	25	25
Total	0	309	309

Prescription Drug Prosecutions	
Number of drug prosecutions that involved any prescription drugs	0

Drug Convictions by Offense Type									
	Buy / Receive	Cultivate / Manufacture	Distribute / Sell	Possess / Conceal	Transport / Import	Consume / Use	Other	Unknown	Total
Cocaine (powder)	0	0	0	0	0	0	0	0	0
Crack (cocaine)	0	0	0	0	0	0	0	0	0
Ecstasy (MDMA)	0	0	0	0	0	0	0	0	0
Fentanyl	0	0	0	0	0	0	0	0	0
Hashish	0	0	0	0	0	0	0	0	0
Heroin	0	0	0	0	0	0	0	0	0
High Grade Marijuana	0	0	0	0	0	0	0	0	0
Ketamine	0	0	0	0	0	0	0	0	0
LSD	0	0	0	0	0	0	0	0	0
Marijuana	0	0	0	0	0	0	0	0	0
Marijuana Plants	0	0	0	0	0	0	0	0	0
Medical Marijuana	0	0	0	0	0	0	0	0	0
Methamphetamine/Amphetamine	0	0	0	0	0	0	0	0	0
Paraphernalia	0	0	0	0	0	0	0	0	0
PCP	0	0	0	0	0	0	0	0	0
Prescription Pain Reliever	0	0	0	0	0	0	0	0	0
Prescription Sedative	0	0	0	0	0	0	0	0	0
Prescription Stimulant	0	0	0	0	0	0	0	0	0
Psilocybin (Mushrooms)	0	0	0	0	0	0	0	0	0
Salvia	0	0	0	0	0	0	0	0	0
Steroids	0	0	0	0	0	0	0	0	0
Synthetic Cannabinoids	0	0	0	0	0	0	0	0	0
Unknown Drug	0	0	0	0	0	0	0	0	0
Total	0	0	0	0	0	0	0	0	0

Prescription Drug Convictions	
Number of drug convictions that involved any prescription drugs	0

Drug Offense Convictions by Class			
	Misdemeanor	Felony	Total
Class 1	0	0	0
Class 2	0	0	0
Class 3	0	0	0
Class 4		0	0
Class 5		0	0
Class 6		0	0
Undesignated	0	0	0
Unknown	0	0	0
Total	0	0	0

Persons Convicted for All Drug Offenses	
Plea	0
Jury	0
Non-Jury	0
Total	0

Number of Persons Sentenced for Violent Offenses										
	Prison	Jail	Probation	Split Sentence	Suspended Sentence	Community Service	Fines	Other	Unknown	Total
Violent Drug Related Offenses	0	0	0	0	0	0	0	0	0	0
Violent Non-drug Related Offenses	0	0	0	0	0	0	0	0	0	0
Total	0	0	0	0	0	0	0	0	0	0
Number of Persons Sentenced for Drug Offenses										
Cocaine (powder)	0	0	0	0	0	0	0	0	0	0
Crack (cocaine)	0	0	0	0	0	0	0	0	0	0
Ecstasy (MDMA)	0	0	0	0	0	0	0	0	0	0
Fentanyl	0	0	0	0	0	0	0	0	0	0
Hashish	0	0	0	0	0	0	0	0	0	0
Heroin	0	0	0	0	0	0	0	0	0	0
High Grade Marijuana	0	0	0	0	0	0	0	0	0	0
Ketamine	0	0	0	0	0	0	0	0	0	0
LSD	0	0	0	0	0	0	0	0	0	0
Marijuana	0	0	0	0	0	0	0	0	0	0
Marijuana Plants	0	0	0	0	0	0	0	0	0	0
Medical Marijuana	0	0	0	0	0	0	0	0	0	0
Methamphetamine/Amphetamine	0	0	0	0	0	0	0	0	0	0
Paraphernalia	0	0	0	0	0	0	0	0	0	0
PCP	0	0	0	0	0	0	0	0	0	0
Prescription Pain Reliever	0	0	0	0	0	0	0	0	0	0
Prescription Sedative	0	0	0	0	0	0	0	0	0	0
Prescription Stimulant	0	0	0	0	0	0	0	0	0	0
Psilocybin (Mushrooms)	0	0	0	0	0	0	0	0	0	0
Salvia	0	0	0	0	0	0	0	0	0	0
Steroids	0	0	0	0	0	0	0	0	0	0
Synthetic Cannabinoids	0	0	0	0	0	0	0	0	0	0
Unknown Drug	0	0	0	0	0	0	0	0	0	0
Total	0	0	0	0	0	0	0	0	0	0

Prescription Drug Sentenced	
Number of drug offenders sentenced that involved any prescription drugs	0

Asset Forfeitures		
	Number	Value
Aircraft	0	\$0
Currency	0	\$0
Other	0	\$0
Other Financial Instrument	0	\$0
Real Property (Real Estate)	0	\$0
Vehicles	0	\$0
Vessels	0	\$0
Weapons	0	\$0
Total	0	\$0

Total Forfeiture Cases	
Received through Referral	0
Concluded	0
Pending	0

Training	
Number of Trainings Attended	0
Number of Trainings Provided	0
Community Meetings Held	0
School Presentations Offered	0



Graham County Attorney's Office

Approved Budget FY 2021	
Personnel	\$ 41,353
Employee Related Expenditures	\$ 13,647
Total	\$ 55,000
Fund Source:	
Federal - Byrne/JAG	\$ 19,250
State	\$ 22,000
Match	\$ 13,750

Project Description:

This program is administered by the Graham County Attorney's Office (GCAO). The Graham County Attorney's Office works directly with the Southeastern Arizona Narcotic Task Force to successfully prosecute those who commit drug and violent crimes.

Objective:

To actively prosecute those who commit crimes and to protect the people of Graham County from those who commit them. Graham County Attorney's Office is dedicated to upholding the integrity of the criminal justice system and holding criminals accountable for violating the laws.

Selected Quarterly Highlights

- A defendant who was convicted of two charges of murder in the first degree was given consecutive life sentences. There has never been a similar conviction or sentence in Graham County. His girlfriend pleads guilty to abandonment or concealment of a dead body and tampering with physical evidence. The victims went missing in January 2019 and weren't discovered until August 24, 2019, after the defendant's girlfriend led authorities to the burial site. She also showed authorities where other evidence could be found and was cooperative with authorities in the prosecution of the defendant for the murders. The defendant admitted to shooting and killing the victims in the residence where they were living to steal roughly \$100 in cash and a half-ounce of heroin. He admitted to burying the victims in a makeshift cellar, discarding evidence near the river, and selling the murder weapon.
- Our community has been severely impacted by the drug epidemic. We have had some high-profile citizens who have succumbed to addiction. It has affected many families in our community. The mayor's son of our community died from a heroin overdose. In December, a former high school football coach was sentenced to prison on drug-related charges. He had formerly been an all-state running back at a local high school and was named all-area MVP his senior year. He later became the head football coach and was fired in 2018 after being arrested for DUI drugs, possession of a narcotic drug (heroin), and possession of drug paraphernalia. In 2019 he was arrested again for possession of a dangerous drug (methamphetamine), possession of a narcotic drug (heroin), and possession of drug paraphernalia. He admitted that he had battled a bad heroin addiction for several years and used various drugs to balance it out. Our community also had a city councilman and Republican politician who had formally launched his bid for Congress in 2019. He also had previously overcome opioid addiction, opened a recovery center, and became an addiction specialist, as well as a volunteer firefighter. Five months after his bid for Congress, he relapsed after injecting heroin and committed aggravated assault on an officer as well as his wife. He was sentenced to 2 years of probation. He had previously pleaded guilty in December 2012 to attempted possession of a narcotic drug for sale and was sentenced to probation. Drug addiction has affected many families and children in our community, and it is the goal of our office to continue to

aggressively prosecute these crimes as well as provide treatment programs to help these individuals with their addiction.

- An undercover Arizona Department of Public Safety operation ended with the arrest of three men who detectives believe were responsible for bringing thousands of fentanyl pills to the streets of Safford along with a copious amount of heroin. The operation included multiple purchases of hundreds of blue, 30-mg fentanyl pills by an undercover detective and the seizure of 1,000 fentanyl pills and roughly two ounces of heroin after a car driven by two of the suspects was pulled over for speeding upon returning from Phoenix with the drugs. Two male suspects were located in the vehicle and were both arrested and booked into the Graham County Adult Detention Facility on charges of possession of a narcotic drug, possession of a narcotic drug for sale, and transportation of a narcotic drug for sale. The following day, the co-conspirator was arrested and booked into jail on charges of possession of a narcotic drug, possession of a narcotic drug for sale, and transportation of a narcotic drug for sale. According to DPS reports, an undercover operative made multiple purchases of fentanyl pills from one of the suspects throughout February. On February 4th, the operative purchased 200 pills from a male suspect for \$1,500; on February 8th, the operative again purchased 200 fentanyl pills from the same male suspect for \$1,500; and on February 11th, the operative purchased 400 fentanyl pills from the same male suspect for \$3,000, with the promise of an extra 100 pills later. On February 17th, the operative arranged another buy for \$3,000 and was supposed to receive 600 pills, which included the 100 pills already owed. As investigators awaited the suspects' vehicle to return to the Gila Valley, it was spotted going 63 mph in a 45-mph-zone on February 17th, at about 9:10 p.m. After the vehicle was pulled over, detectives arrived and located a black box under the hood of the vehicle that contained 1,000 blue, 30-mg fentanyl pills (101.9 grams) and 50.9 grams of heroin.
- A man who sold a large number of fentanyl pills to an undercover police officer on multiple occasions was given a 10-year sentence for his crimes. The 25-year-old man pled guilty on May 25th to three counts of sale of a narcotic drug and one count of transportation of a narcotic drug for sale. He was sentenced to a stipulated term of 10 years in prison to be followed up with five years on standard probation upon his release from incarceration. The defendant was one of three men arrested after an extensive undercover Arizona Department of Public Safety operation. A 21-year-old co-conspirator was sentenced earlier in the month to five years in prison. He pled guilty to transportation of a narcotic drug for sale and possession of drug paraphernalia. The undercover operation included multiple purchases of hundreds of blue, 30-mg fentanyl pills by an undercover detective and the seizure of 1,000 fentanyl pills and roughly two ounces of heroin after a car driven by two of the suspects was pulled over for speeding upon returning from Phoenix with the drugs. According to DPS reports, an undercover operative made multiple purchases of fentanyl pills from one of the suspects throughout the beginning of February. A third male suspect was arrested and allegedly admitted to his role and said he had been dealing heroin since he was laid off in April 2020. He said he began with heroin but started getting more fentanyl pills due to their popularity. He advised he normally bought two ounces of heroin and 700 fentanyl pills every three or four days.

Performance Benchmarks

All agencies are required to estimate performance benchmarks according to their program area. While these benchmark measures are not all-inclusive of program performance, they provide a method of determining program success and efficacy and support evidence-based programming.

Performance Measure	FY 2021 Estimated	FY 2021 Actual
Conviction Rate	0%	96%
Cost per Conviction	\$0.00	\$190.31
Percentage of Forfeitures Concluded	0%	0%
Percentage of Convicted Offenders Incarcerated	0%	12%

Prosecution Projects: Graham County Attorney's Office

Grant Number: DC-21-024

Drug Outcome Summary										
	Drug Offenses					Non-Drug Offenses				Total
	Drug Only	Drug & Violent	Drug & Gang-Related	Drug, Viol. & Gang-Related	Drug Total	Violent Only	Gang-Related Only	Violent & Gang-Related	Non-Drug Total	
Cases referred this reporting period	330	10	0	0	340	25	0	0	25	365
Declined to Prosecute: No lab analysis	0	0	0	0	0	0	0	0	0	0
Declined to Prosecute: Department Report Problems	5	0	0	0	5	0	0	0	0	5
Declined to Prosecute: No Conviction Likely	0	0	0	0	0	0	0	0	0	0
Declined to Prosecute: Assisted in Another Prosecution	0	0	0	0	0	0	0	0	0	0
Declined to Prosecute: Other	15	0	0	0	15	0	0	0	0	15
Deferred to a Diversion Program	4	0	0	0	4	0	0	0	0	4
Prosecuted	288	0	0	0	288	0	0	0	0	288
Dismissed With or Without Prejudice	12	0	0	0	12	0	0	0	0	12
Acquitted	0	0	0	0	0	0	0	0	0	0
Convicted	273	0	0	0	273	16	0	0	16	289
Total Concluded Cases	285	0	0	0	285	16	0	0	16	301

Drug Prosecutions by Offense Type									
	Buy / Receive	Cultivate / Manufacture	Distribute / Sell	Possess / Conceal	Transport / Import	Consume / Use	Other	Unknown	Total
Cocaine (powder)	0	0	0	0	0	0	0	0	0
Crack (cocaine)	0	0	0	0	0	0	0	0	0
Ecstasy (MDMA)	0	0	0	0	0	0	0	0	0
Fentanyl	0	0	4	5	0	0	0	0	9
Hashish	0	0	0	0	0	0	0	0	0
Heroin	0	0	4	34	3	0	0	0	41
High Grade Marijuana	0	0	0	0	0	0	0	0	0
Ketamine	0	0	0	0	0	0	0	0	0
LSD	0	0	0	0	0	0	0	0	0
Marijuana	0	0	0	13	0	1	0	0	14
Marijuana Plants	0	0	0	0	0	0	0	0	0
Medical Marijuana	0	0	0	0	0	0	0	0	0
Methamphetamine/Amphetamine	0	0	12	61	5	0	0	0	78
Paraphernalia	0	0	0	146	0	0	0	0	146
PCP	0	0	0	0	0	0	0	0	0
Prescription Pain Reliever	0	0	0	0	0	0	0	0	0
Prescription Sedative	0	0	0	0	0	0	0	0	0
Prescription Stimulant	0	0	0	0	0	0	0	0	0
Psilocybin (Mushrooms)	0	0	0	0	0	0	0	0	0
Salvia	0	0	0	0	0	0	0	0	0
Steroids	0	0	0	0	0	0	0	0	0
Synthetic Cannabinoids	0	0	0	0	0	0	0	0	0
Unknown Drug	0	0	0	0	0	0	0	0	0
Total	0	0	20	259	8	1	0	0	288

Felony & Misdemeanor Prosecution			
	Gang	Non-Gang	Total
Felony	55	186	241
Misdemeanor-Only	0	47	47
Total	55	233	288

Prescription Drug Prosecutions	
Number of drug prosecutions that involved any prescription drugs	0

Drug Convictions by Offense Type									
	Buy / Receive	Cultivate / Manufacture	Distribute / Sell	Possess / Conceal	Transport / Import	Consume / Use	Other	Unknown	Total
Cocaine (powder)	0	0	0	0	0	0	0	0	0
Crack (cocaine)	0	0	0	0	0	0	0	0	0
Ecstasy (MDMA)	0	0	0	0	0	0	0	0	0
Fentanyl	0	0	5	3	0	0	0	0	8
Hashish	0	0	0	0	0	0	0	0	0
Heroin	0	0	7	29	0	0	0	0	36
High Grade Marijuana	0	0	0	0	0	0	0	0	0
Ketamine	0	0	0	0	0	0	0	0	0
LSD	0	0	0	0	0	0	0	0	0
Marijuana	0	0	0	12	0	0	0	0	12
Marijuana Plants	0	0	0	0	0	0	0	0	0
Medical Marijuana	0	0	0	0	0	0	0	0	0
Methamphetamine/Amphetamine	0	0	16	51	0	0	0	0	67
Paraphernalia	0	0	0	150	0	0	0	0	150
PCP	0	0	0	0	0	0	0	0	0
Prescription Pain Reliever	0	0	0	0	0	0	0	0	0
Prescription Sedative	0	0	0	0	0	0	0	0	0
Prescription Stimulant	0	0	0	0	0	0	0	0	0
Psilocybin (Mushrooms)	0	0	0	0	0	0	0	0	0
Salvia	0	0	0	0	0	0	0	0	0
Steroids	0	0	0	0	0	0	0	0	0
Synthetic Cannabinoids	0	0	0	0	0	0	0	0	0
Unknown Drug	0	0	0	0	0	0	0	0	0
Total	0	0	28	245	0	0	0	0	273

Prescription Drug Convictions	
Number of drug convictions that involved any prescription drugs	0

Drug Offense Convictions by Class			
	Misdemeanor	Felony	Total
Class 1	31	0	31
Class 2	0	25	25
Class 3	0	10	10
Class 4		67	67
Class 5		3	3
Class 6		137	137
Undesignated	0	0	0
Unknown	0	0	0
Total	31	242	273

Persons Convicted for All Drug Offenses	
Plea	273
Jury	0
Non-Jury	0
Total	273

Number of Persons Sentenced for Violent Offenses										
	Prison	Jail	Probation	Split Sentence	Suspended Sentence	Community Service	Fines	Other	Unknown	Total
Violent Drug Related Offenses	3	0	0	3	0	0	0	0	0	6
Violent Non-drug Related Offenses	5	0	0	5	0	0	0	0	0	10
Total	8	0	0	8	0	0	0	0	0	16
Number of Persons Sentenced for Drug Offenses										
Cocaine (powder)	0	0	0	0	0	0	0	0	0	0
Crack (cocaine)	0	0	0	0	0	0	0	0	0	0
Ecstasy (MDMA)	0	0	0	0	0	0	0	0	0	0
Fentanyl	5	0	0	0	0	0	0	0	0	5
Hashish	0	0	0	0	0	0	0	0	0	0
Heroin	5	0	0	18	0	0	0	0	0	23
High Grade Marijuana	0	0	0	0	0	0	0	0	0	0
Ketamine	0	0	0	0	0	0	0	0	0	0
LSD	0	0	0	0	0	0	0	0	0	0
Marijuana	0	0	2	10	0	0	0	0	0	12
Marijuana Plants	0	0	0	0	0	0	0	0	0	0
Medical Marijuana	0	0	0	0	0	0	0	0	0	0
Methamphetamine/Amphetamine	12	0	0	37	9	0	0	0	0	49
Paraphernalia	13	0	9	66	0	29	0	0	0	108
PCP	0	0	0	0	0	0	0	0	0	0
Prescription Pain Reliever	0	0	0	0	0	0	0	0	0	0
Prescription Sedative	0	0	0	0	0	0	0	0	0	0
Prescription Stimulant	0	0	0	0	0	0	0	0	0	0
Psilocybin (Mushrooms)	0	0	0	0	0	0	0	0	0	0
Salvia	0	0	0	0	0	0	0	0	0	0
Steroids	0	0	0	0	0	0	0	0	0	0
Synthetic Cannabinoids	0	0	0	0	0	0	0	0	0	0
Unknown Drug	0	0	0	0	0	0	0	0	0	0
Total	35	0	2	131	0	29	0	0	0	197

Prescription Drug Sentenced	
Number of drug offenders sentenced that involved any prescription drugs	0

Asset Forfeitures		
	Number	Value
Aircraft	0	\$0
Currency	0	\$0
Other	0	\$0
Other Financial Instrument	0	\$0
Real Property (Real Estate)	0	\$0
Vehicles	0	\$0
Vessels	0	\$0
Weapons	0	\$0
Total	0	\$0

Total Forfeiture Cases	
Received through Referral	0
Concluded	0
Pending	0

Training	
Number of Trainings Attended	42
Number of Trainings Provided	21
Community Meetings Held	0
School Presentations Offered	0



Greenlee County Attorney's Office

Approved Budget FY 2021		
Personnel	\$	34,279
Employee Related Expenditures	\$	8,570
Total	\$	42,849
Fund Source:		
Federal - Byrne/JAG	\$	14,997
State	\$	17,140
Match	\$	10,712

Project Description:

This program is administered by the Greenlee County Attorney's Office (GCAO). The Greenlee County Attorney's Office prosecutes all drug and gang-related activities in Greenlee County as vigorously as possible.

Objective:

To promote and facilitate equal justice to all and to support and exercise justice through the criminal and juvenile justice systems. For victims, to make every effort to provide timely information, to work for their best interests, and stay in compliance with the Victim's Rights statutes and requirements.

Selected Quarterly Highlights

- A man was pursued by a Deputy and Officer from another agency, who knew the defendant had an outstanding warrant. The defendant stopped in the driveway of his residence and ran to get into the door, which was, unfortunately, locked. The officer was walking up to him, so he threw something into some weeds nearby. The Officer and Deputy had observed his actions. While being placed under arrest, the Deputy questioned him about the thing he had tossed. The defendant was adamant that it was not his but later finally admitted it was. The Officer found out the defendant had three other warrants outstanding on him. He was arrested and taken to jail. On the way to the jail, the defendant complained he had just bought the packet of drugs for \$100, and now it had been confiscated.
- Recently, two women were found in possession of methamphetamine and paraphernalia. The drugs were found by K9, following an arrest for going door-to-door in one of our local communities stealing packages and mail from resident's homes and mailboxes.
- The prosecution of a case involving possession of and intent to sell methamphetamine is ongoing. The arrest of the defendant with 22 grams of methamphetamine involved the cooperation and collaboration of the local Sheriff's Department, County Attorney's Investigator, and prosecutors.

Performance Benchmarks

All agencies are required to estimate performance benchmarks according to their program area. While these benchmark measures are not all-inclusive of program performance, they provide a method of determining program success and efficacy and support evidence-based programming.

Performance Measure	FY 2021 Estimated	FY 2021 Actual
Conviction Rate	152%	100%
Cost per Conviction	\$0.00	\$6,121.29
Percentage of Forfeitures Concluded	0%	0%
Percentage of Convicted Offenders Incarcerated	19%	29%

Prosecution Projects: Greenlee County Attorney's Office

Grant Number: DC-21-025

Drug Outcome Summary										
	Drug Offenses					Non-Drug Offenses				Total
	Drug Only	Drug & Violent	Drug & Gang-Related	Drug, Viol. & Gang-Related	Drug Total	Violent Only	Gang-Related Only	Violent & Gang-Related	Non-Drug Total	
Cases referred this reporting period	56	0	0	0	56	17	0	0	17	73
Declined to Prosecute: No lab analysis	0	0	0	0	0	0	0	0	0	0
Declined to Prosecute: Department Report Problems	0	0	0	0	0	0	0	0	0	0
Declined to Prosecute: No Conviction Likely	0	0	0	0	0	0	0	0	0	0
Declined to Prosecute: Assisted in Another Prosecution	0	0	0	0	0	0	0	0	0	0
Declined to Prosecute: Other	0	0	0	0	0	1	0	0	1	1
Deferred to a Diversion Program	0	0	0	0	0	0	0	0	0	0
Prosecuted	56	0	0	0	56	16	0	0	16	72
Dismissed With or Without Prejudice	0	0	0	0	0	0	0	0	0	0
Acquitted	0	0	0	0	0	0	0	0	0	0
Convicted	4	0	0	0	4	3	0	0	3	7
Total Concluded Cases	4	0	0	0	4	3	0	0	3	7

Drug Prosecutions by Offense Type									
	Buy / Receive	Cultivate / Manufacture	Distribute / Sell	Possess / Conceal	Transport / Import	Consume / Use	Other	Unknown	Total
Cocaine (powder)	0	0	2	0	0	1	0	0	3
Crack (cocaine)	0	0	0	0	0	0	0	0	0
Ecstasy (MDMA)	0	0	0	0	0	0	0	0	0
Fentanyl	0	0	0	0	0	0	0	0	0
Hashish	0	0	0	0	0	0	0	0	0
Heroin	0	0	2	4	0	0	0	0	6
High Grade Marijuana	0	0	0	0	0	0	0	0	0
Ketamine	0	0	0	0	0	0	0	0	0
LSD	0	0	0	1	0	0	0	0	1
Marijuana	0	0	0	0	0	6	0	0	6
Marijuana Plants	0	0	0	0	0	0	0	0	0
Medical Marijuana	0	0	0	0	0	0	0	0	0
Methamphetamine/Amphetamine	0	0	2	10	0	7	0	0	19
Other Drug	0	0	0	2	0	0	0	0	2
Paraphernalia	0	0	0	19	0	0	0	0	19
PCP	0	0	0	0	0	0	0	0	0
Prescription Pain Reliever	0	0	0	0	0	0	0	0	0
Prescription Sedative	0	0	0	0	0	0	0	0	0
Prescription Stimulant	0	0	0	0	0	0	0	0	0
Psilocybin (Mushrooms)	0	0	0	0	0	0	0	0	0
Salvia	0	0	0	0	0	0	0	0	0
Steroids	0	0	0	0	0	0	0	0	0
Synthetic Cannabinoids	0	0	0	0	0	0	0	0	0
Unknown Drug	0	0	0	0	0	0	0	0	0
Total	0	0	6	36	0	14	0	0	56

Felony & Misdemeanor Prosecution			
	Gang	Non-Gang	Total
Felony	40	29	69
Misdemeanor-Only	0	3	3
Total	40	32	72

Prescription Drug Prosecutions	
Number of drug prosecutions that involved any prescription drugs	3

Drug Convictions by Offense Type									
	Buy / Receive	Cultivate / Manufacture	Distribute / Sell	Possess / Conceal	Transport / Import	Consume / Use	Other	Unknown	Total
Cocaine (powder)	0	0	0	0	0	0	0	0	0
Crack (cocaine)	0	0	0	0	0	0	0	0	0
Ecstasy (MDMA)	0	0	0	0	0	0	0	0	0
Fentanyl	0	0	0	0	0	0	0	0	0
Hashish	0	0	0	0	0	0	0	0	0
Heroin	0	0	0	0	0	0	0	0	0
High Grade Marijuana	0	0	0	0	0	0	0	0	0
Ketamine	0	0	0	0	0	0	0	0	0
LSD	0	0	0	0	0	0	0	0	0
Marijuana	0	0	0	0	0	0	0	0	0
Marijuana Plants	0	0	0	0	0	0	0	0	0
Medical Marijuana	0	0	0	0	0	0	0	0	0
Methamphetamine/Amphetamine	0	0	1	0	0	2	0	0	3
Paraphernalia	0	0	0	0	0	1	0	0	1
PCP	0	0	0	0	0	0	0	0	0
Prescription Pain Reliever	0	0	0	0	0	0	0	0	0
Prescription Sedative	0	0	0	0	0	0	0	0	0
Prescription Stimulant	0	0	0	0	0	0	0	0	0
Psilocybin (Mushrooms)	0	0	0	0	0	0	0	0	0
Salvia	0	0	0	0	0	0	0	0	0
Steroids	0	0	0	0	0	0	0	0	0
Synthetic Cannabinoids	0	0	0	0	0	0	0	0	0
Unknown Drug	0	0	0	0	0	0	0	0	0
Total	0	0	1	0	0	3	0	0	4

Prescription Drug Convictions	
Number of drug convictions that involved any prescription drugs	1

Drug Offense Convictions by Class			
	Misdemeanor	Felony	Total
Class 1	0	0	0
Class 2	0	0	0
Class 3	0	0	0
Class 4		4	4
Class 5		0	0
Class 6		0	0
Undesignated	0	0	0
Unknown	0	0	0
Total	0	4	4

Persons Convicted for All Drug Offenses	
Plea	4
Jury	0
Non-Jury	0
Total	4

Number of Persons Sentenced for Violent Offenses										
	Prison	Jail	Probation	Split Sentence	Suspended Sentence	Community Service	Fines	Other	Unknown	Total
Violent Drug Related Offenses	0	0	0	0	0	0	0	0	0	0
Violent Non-drug Related Offenses	2	0	0	0	0	0	0	0	0	2
Total	2	0	0	0	0	0	0	0	0	2
Number of Persons Sentenced for Drug Offenses										
Cocaine (powder)	0	0	0	0	0	0	0	0	0	0
Crack (cocaine)	0	0	0	0	0	0	0	0	0	0
Ecstasy (MDMA)	0	0	0	0	0	0	0	0	0	0
Fentanyl	0	0	0	0	0	0	0	0	0	0
Hashish	0	0	0	0	0	0	0	0	0	0
Heroin	0	0	0	0	0	0	0	0	0	0
High Grade Marijuana	0	0	0	0	0	0	0	0	0	0
Ketamine	0	0	0	0	0	0	0	0	0	0
LSD	0	0	0	0	0	0	0	0	0	0
Marijuana	0	0	0	0	0	0	0	0	0	0
Marijuana Plants	0	0	0	0	0	0	0	0	0	0
Medical Marijuana	0	0	0	0	0	0	0	0	0	0
Methamphetamine/Amphetamine	0	1	2	0	0	0	0	0	0	3
Other Drug	1	0	0	0	0	0	0	0	0	1
Paraphernalia	0	0	0	0	0	0	0	0	0	0
PCP	0	0	0	0	0	0	0	0	0	0
Prescription Pain Reliever	0	0	0	0	0	0	0	0	0	0
Prescription Sedative	0	0	0	0	0	0	0	0	0	0
Prescription Stimulant	0	0	0	0	0	0	0	0	0	0
Psilocybin (Mushrooms)	0	0	0	0	0	0	0	0	0	0
Salvia	0	0	0	0	0	0	0	0	0	0
Steroids	0	0	0	0	0	0	0	0	0	0
Synthetic Cannabinoids	0	0	0	0	0	0	0	0	0	0
Total	1	1	2	0	0	0	0	0	0	4

Prescription Drug Sentenced	
Number of drug offenders sentenced that involved any prescription drugs	1

Asset Forfeitures		
	Number	Value
Aircraft	0	\$0
Currency	0	\$0
Other	0	\$0
Other Financial Instrument	0	\$0
Real Property (Real Estate)	0	\$0
Vehicles	0	\$0
Vessels	0	\$0
Weapons	0	\$0
Total	0	\$0

Total Forfeiture Cases	
Received through Referral	0
Concluded	0
Pending	1

Training	
Number of Trainings Attended	5
Number of Trainings Provided	3
Community Meetings Held	0
School Presentations Offered	1



La Paz County Attorney's Office

Approved Budget FY 2021	
Personnel	\$ 55,761
Employee Related Expenditures	\$ 14,665
Total	\$ 70,426
Fund Source:	
Federal - Byrne/JAG	\$ 24,650
State	\$ 28,170
Match	\$ 17,607

Project Description

This program is administered by the La Paz County Attorney's Office (LPCAO). This project provides the ability to handle drug and gang prosecution and asset forfeiture litigation cases for law enforcement agencies in La Paz County successfully.

Objective

To seek justice for the victims of drug and gang-related crimes; prosecute and convict drug and gang-related offenders in a fair, judicious, and expedient manner.

Selected Quarterly Highlights

- On October 7, 2020, at 0119 hours, two defendants were arrested following a search of their vehicle following a consensual contact in the parking lot of McDonald's in Parker, Arizona. During the consensual contact, a deputy with the La Paz County Sheriff's Office smelled marijuana and searched the vehicle after both defendants admitted that they did not possess medical marijuana cards. In the passenger seat where one suspect was sitting, a white jacket that contained syringes, a meth pipe, and tin foil with a black tar-like substance (heroin) was discovered. In the center console of the vehicle, a black plastic grocery bag containing a mug with fresh marijuana inside was discovered. In addition, several hundred plastic baggies were discovered along with a loaded Glock 19X pistol. In the passenger seat floor area, a black backpack containing a large bag of fresh marijuana was discovered, along with a white plastic grocery bag containing 10,400 oxycodone pills. Body armor, cocaine, heroin, and an AK-47 assault rifle were also discovered in the vehicle. Both defendants are convicted felons and prohibited possessors. Both defendants have been charged with multiple felony offenses, including the Sale or Transportation of Narcotic Drugs and Misconduct Involving Weapons / Body Armor. Trial dates have yet to be set for either defendant.
- On August 18, 2020, at approximately 9:30 am, Arizona DPS conducted a traffic stop on a vehicle. Following the traffic stop of the suspect, who has a lengthy criminal history out of California, gave DPS consent to search the vehicle. Inside the trunk of the vehicle, Troopers discovered a safe that contained approximately 3.1 pounds of methamphetamine. Both the suspect and his passenger, who was also a convicted felon, were arrested. Both defendants were charged with Transportation / Possession of Methamphetamine for Sale, a class 2 felony. Due to the weight of the illegal drugs, which far outweighed the statutory threshold, both defendants faced mandatory prison ranging from 5 to 15 years FLAT. Both defendants subsequently took plea agreements to drug-sale-related offenses. The male defendant faces a mandatory prison sentence of up to 2.5 years, and his co-defendant faces a potential sentence of either three years Supervised Probation or prison for a term up to .5 years.
- On May 18, 2021, in the vicinity of Interstate 10 and milepost 48 (eastbound), an Arizona DPS Trooper conducted a traffic stop on a vehicle. During a consent search of the vehicle, the Trooper

discovered 74 pounds of fentanyl pills disguised as oxycodone. The suspect was arrested and was questioned by a member of DPS's Task Force who was assigned to the ATF. During questioning, he admitted he met with an individual in California at a party and agreed to deliver drugs to Phoenix. He also admitted that he was going to be paid \$1,000 to deliver the drugs. During the Preliminary Hearing, a DPS Trooper testified that the street value of the fentanyl was approximately 3.5 million dollars. The defendant was charged with Transportation / Sale of Narcotic Drugs – over the threshold – and is awaiting trial.

Performance Benchmarks

All agencies are required to estimate performance benchmarks according to their program area. While these benchmark measures are not all-inclusive of program performance, they provide a method of determining program success and efficacy and support evidence-based programming.

Performance Measure	FY 2021 Estimated	FY 2021 Actual
Conviction Rate	67%	41%
Cost per Conviction	\$352.13	\$495.96
Percentage of Forfeitures Concluded	50%	0%
Percentage of Convicted Offenders Incarcerated	25%	19%

Prosecution Projects: La Paz County Attorney's Office

Grant Number: DC-21-026

Drug Outcome Summary										
	Drug Offenses					Non-Drug Offenses				Total
	Drug Only	Drug & Violent	Drug & Gang-Related	Drug, Viol. & Gang-Related	Drug Total	Violent Only	Gang-Related Only	Violent & Gang-Related	Non-Drug Total	
Cases referred this reporting period	499	0	0	0	499	0	0	0	0	499
Declined to Prosecute: No lab analysis	0	0	0	0	0	0	0	0	0	0
Declined to Prosecute: Department Report Problems	0	0	0	0	0	0	0	0	0	0
Declined to Prosecute: No Conviction Likely	0	0	0	0	0	0	0	0	0	0
Declined to Prosecute: Assisted in Another Prosecution	0	0	0	0	0	0	0	0	0	0
Declined to Prosecute: Other	99	0	0	0	99	0	0	0	0	99
Deferred to a Diversion Program	54	0	0	0	54	0	0	0	0	54
Prosecuted	142	0	0	0	142	0	0	0	0	142
Dismissed With or Without Prejudice	204	0	0	0	204	0	0	0	0	204
Acquitted	0	0	0	0	0	0	0	0	0	0
Convicted	142	0	0	0	142	0	0	0	0	142
Total Concluded Cases	346	0	0	0	346	0	0	0	0	346

Drug Prosecutions by Offense Type									
	Buy / Receive	Cultivate / Manufacture	Distribute / Sell	Possess / Conceal	Transport / Import	Consume / Use	Other	Unknown	Total
Cocaine (powder)	0	0	0	1	0	3	0	0	4
Crack (cocaine)	0	0	0	0	0	0	0	0	0
Ecstasy (MDMA)	0	0	0	1	0	0	0	0	1
Fentanyl	0	0	0	0	2	0	0	0	2
Hashish	0	0	0	0	0	0	0	0	0
Heroin	0	0	0	0	0	0	0	0	0
High Grade Marijuana	0	0	0	0	2	0	0	0	2
Ketamine	0	0	0	0	0	0	0	0	0
LSD	0	0	0	0	0	0	0	0	0
Marijuana	0	0	0	24	18	4	0	0	46
Marijuana Plants	0	0	0	0	0	0	0	0	0
Medical Marijuana	0	0	0	0	0	0	0	0	0
Methamphetamine/Amphetamine	0	0	0	11	5	5	0	0	21
Paraphernalia	0	0	0	61	0	0	0	0	61
PCP	0	0	0	0	0	0	0	0	0
Prescription Pain Reliever	0	0	1	0	2	0	0	0	3
Prescription Sedative	0	0	0	0	0	0	0	0	0
Prescription Stimulant	0	0	0	0	0	0	0	0	0
Psilocybin (Mushrooms)	0	0	0	0	0	0	0	0	0
Salvia	0	0	0	0	0	0	0	0	0
Steroids	0	0	0	0	0	0	0	0	0
Synthetic Cannabinoids	0	0	0	0	1	0	0	0	1
Unknown Drug	0	0	0	1	0	0	0	0	1
Total	0	0	1	99	30	12	0	0	142

Felony & Misdemeanor Prosecution			
	Gang	Non-Gang	Total
Felony	0	68	68
Misdemeanor-Only	0	74	74
Total	0	142	142

Prescription Drug Prosecutions	
Number of drug prosecutions that involved any prescription drugs	3

Drug Convictions by Offense Type									
	Buy / Receive	Cultivate / Manufacture	Distribute / Sell	Possess / Conceal	Transport / Import	Consume / Use	Other	Unknown	Total
Cocaine (powder)	0	0	0	1	0	3	0	0	4
Crack (cocaine)	0	0	0	0	0	0	0	0	0
Ecstasy (MDMA)	0	0	0	1	0	0	0	0	1
Fentanyl	0	0	0	0	2	0	0	0	2
Hashish	0	0	0	0	0	0	0	0	0
Heroin	0	0	0	0	0	0	0	0	0
High Grade Marijuana	0	0	0	0	2	0	0	0	2
Ketamine	0	0	0	0	0	0	0	0	0
LSD	0	0	0	0	0	0	0	0	0
Marijuana	0	0	0	24	18	4	0	0	46
Marijuana Plants	0	0	0	0	0	0	0	0	0
Medical Marijuana	0	0	0	0	0	0	0	0	0
Methamphetamine/Amphetamine	0	0	0	11	5	5	0	0	21
Paraphernalia	0	0	0	61	0	0	0	0	61
PCP	0	0	0	0	0	0	0	0	0
Prescription Pain Reliever	0	0	1	0	2	0	0	0	3
Prescription Sedative	0	0	0	0	0	0	0	0	0
Prescription Stimulant	0	0	0	0	0	0	0	0	0
Psilocybin (Mushrooms)	0	0	0	0	0	0	0	0	0
Salvia	0	0	0	0	0	0	0	0	0
Steroids	0	0	0	0	0	0	0	0	0
Synthetic Cannabinoids	0	0	0	0	1	0	0	0	1
Unknown Drug	0	0	0	1	0	0	0	0	1
Total	0	0	1	99	30	12	0	0	142

Prescription Drug Convictions	
Number of drug convictions that involved any prescription drugs	3

Drug Offense Convictions by Class			
	Misdemeanor	Felony	Total
Class 1	74	0	74
Class 2	0	8	8
Class 3	0	4	4
Class 4		9	9
Class 5		3	3
Class 6		44	44
Undesignated	0	0	0
Unknown	0	0	0
Total	74	68	142

Persons Convicted for All Drug Offenses	
Plea	130
Jury	1
Non-Jury	0
Total	131

Number of Persons Sentenced for Violent Offenses										
	Prison	Jail	Probation	Split Sentence	Suspended Sentence	Community Service	Fines	Other	Unknown	Total
Violent Drug Related Offenses	0	0	0	0	0	0	0	0	0	0
Violent Non-drug Related Offenses	0	0	0	0	0	0	0	0	0	0
Total	0	0	0	0	0	0	0	0	0	0
Number of Persons Sentenced for Drug Offenses										
Cocaine (powder)	0	1	1	0	0	0	2	0	0	4
Crack (cocaine)	0	0	0	0	0	0	0	0	0	0
Ecstasy (MDMA)	0	0	1	0	0	0	0	0	0	1
Fentanyl	1	0	0	0	0	0	0	0	0	1
Hashish	0	0	0	0	0	0	0	0	0	0
Heroin	0	0	0	0	0	0	0	0	0	0
High Grade Marijuana	0	0	2	0	0	0	0	0	0	2
Ketamine	0	0	0	0	0	0	0	0	0	0
LSD	0	0	0	0	0	0	0	0	0	0
Marijuana	4	3	25	0	0	0	13	1	0	46
Marijuana Plants	0	0	0	0	0	0	0	0	0	0
Medical Marijuana	0	0	0	0	0	0	0	0	0	0
Methamphetamine/Amphetamine	9	1	8	0	0	0	5	0	0	23
Paraphernalia	2	5	21	0	0	0	29	2	0	59
PCP	0	0	0	0	0	0	0	0	0	0
Prescription Pain Reliever	1	0	2	0	0	0	0	0	0	3
Prescription Sedative	0	0	0	0	0	0	0	0	0	0
Prescription Stimulant	0	0	0	0	0	0	0	0	0	0
Psilocybin (Mushrooms)	0	0	0	0	0	0	0	0	0	0
Salvia	0	0	0	0	0	0	0	0	0	0
Steroids	0	0	0	0	0	0	0	0	0	0
Synthetic Cannabinoids	0	0	1	0	0	0	0	0	0	1
Unknown Drug	0	0	2	0	0	0	0	0	0	2
Total	17	10	63	0	0	0	49	3	0	142

Prescription Drug Sentenced	
Number of drug offenders sentenced that involved any prescription drugs	3

Asset Forfeitures		
	Number	Value
Aircraft	0	\$0
Currency	23	\$315,725
Other	12	25
Other Financial Instrument	0	\$0
Real Property (Real Estate)	0	\$0
Vehicles	6	\$19,180
Vessels	0	\$0
Weapons	24	\$7,200
Total	65	\$346,709

Total Forfeiture Cases	
Received through Referral	22
Concluded	16
Pending	43

Training	
Number of Trainings Attended	2
Number of Trainings Provided	4
Community Meetings Held	0
School Presentations Offered	0



Maricopa County Attorney's Office

Approved Budget FY 2021	
Personnel	\$ 820,963
Employee Related Expenditures	\$ 255,558
Total	\$ 1,076,521
Fund Source:	
Federal - Byrne/JAG	\$ 579,169
State	\$ 228,223
Match	\$ 269,129

Project Description

This program is administered by the Maricopa County Attorney's Office (MCAO), which assigns investigators directly to multi-jurisdictional task forces in Maricopa County. The two trial bureaus and one diversion section maintain 24-hour on-call attorneys to assist law enforcement agencies throughout Maricopa County in narcotics case development, investigation, and processing. The diversion section screens and evaluates drug use law violators for an extensive deferred prosecution program.

Objective

To vigorously prosecute those who commit crimes within Maricopa County; reduce crime related to illegal drug activities, gangs, and address violence; provide the highest quality service and maintain the integrity of the criminal justice system throughout the prosecution phase and seek to implement, promote and participate in programs that reduce crime and enhance the quality of community life.

Selected Quarterly Highlights

- MCAO is assisting a joint task force of the Scottsdale Police Department and the Drug Enforcement Agency in a wiretap prosecution. Several persons have been indicted. All of the defendants have been extended plea offers one with three of the defendants have taken the offers. All remaining defendants have expressed interest in the plea offers but have requested settlement conferences which parties are in the process of setting up. The judge recently continued all trials to December of 2020 to accommodate the requested settlement conferences.
- MCAO is prosecuting an 18-year-old defendant. The defendant was charged with Murder 1, Class 1 Felony, Dangerous, Attempted Armed Robbery, Class 3 Felony, Dangerous, and Conspiracy to Commit Armed Robbery, Class 2 Felony, Dangerous. The HSI Contraband Task Force (comprised of HSI, Border Patrol, and MCSO officers) utilized a CI out of Yuma to broker a sale of 16 lbs. of methamphetamine in Phoenix. The plan was for an HSI undercover agent to pose as a buyer and purchase from sellers in Phoenix. A meet was set up in Mesa. Around 1:15 PM, the undercover agent posing as the buyer parked near the south curb of the lot. One suspect demanded cash and pointed a gun. The undercover officer shot twice but did not hit the suspect. Other HSI Agents ran towards the vehicle and, when they began to follow the undercover officer, one suspect pointed his gun at the other HSI agents. The HSI agents shot him, and he was pronounced deceased at the hospital. The 18-year-old defendant was located hiding in the front passenger seat of the suspect's vehicle. The defendant never got out of the vehicle. After Miranda, the defendant initially denied knowledge and stated he was just getting a ride. Later in the interview, he stated that he was going to make a few G's, he didn't know what kind of drugs his friend was going to sell, that his role was to assist his friend if he needed help (he said he was going to use his fists- not the BB gun), he was going to wait for a signal from his friend and then he was going to get out of the vehicle and take the UC's cash, drugs, and guns. Update: Defense Counsel is working on a mitigation package. He indicates the pandemic has delayed his efforts in getting the documents from the defendant's schools. One of the State's witnesses has moved out of state, but he is available to return for trial.

if needed. (The plea offer extended in this case was for Manslaughter). This case was high profile due to media reports at the time of the homicide.

- MCAO is working on three major cases. These cases involve three filed defendants, all separated for trial. The cases involve two crime scenes for two separate Murders (attempted drug rips). Three additional victims were either shot and/or shot at. The Deputy County Attorney has been working on completing the discovery process and preparing the cases. The cases are large and have numerous witnesses. Interviews are currently being scheduled on all three defendants. One trial is set for 6/29/2021. Defense on this case has moved to sever the defendant's in this matter, and the State did not oppose. Settlement negotiations are ongoing. In another case, the next court date on this matter will likely be continued as the defense is moving to continue. The trial is set for 6/29/2021. Settlement negotiations are ongoing as the defense is asking us to consider a forthcoming memorandum. In the third case, the next court date on this matter is a hearing on May 6, 2021, a status conference, and the trial is set for May 27, 2021. The defendant is now requesting a speedy trial, and settlement negotiations may be over as the defendant has rejected the initial settlement offer by the State. Defendant has filed motions recently, including a motion to suppress that counsel for the State is responding to at this time. One settlement conference has been conducted so far.
- A wiretap investigation with DEA/Chandler Police where the wire interceptions began in January 2020 and ended on April 20, 2020. Police seized Methamphetamine, Cocaine, Heroin, Fentanyl, Cannabis, 177 Marijuana plants, Marijuana, and Narcotic Prescription Pills. The investigation spanned Maricopa and Pinal Counties, and the DEA and Chandler Police were assisted by other law enforcement agencies. Police seized over \$60,000 in cash and recovered a stolen vehicle. One of the main suspects fled to Mexico in February 2020, but police were able to receive intercepts from his phone in Mexico. Police submitted charges for 29 suspects. A deputy county attorney (DCA) reviewed extensive reports, line sheets, GPS locations, and lab reports in preparation for charging. They filed charges on 17 suspects. The case was presented to the Grand Jury on April 28, 2021. The Grand Jury indicted all 17 suspects with 60 counts. DCA appeared for the returns and successfully requested warrants, with some defendants having cash-only bonds between \$300,000 to \$450,000. Spin-offs: DCA worked on two investigations related to this case involving large amounts of fentanyl pills, methamphetamine, cocaine, and heroin being smuggled from Mexico. DCA is prosecuting several individuals. At the end of June 2021, 13 Defendants have been arrested. DCA has been sending out reports to the defense attorneys. The rest of the discovery is in the process of getting organized and will be sent out in the next couple of weeks.

Performance Benchmarks

All agencies are required to estimate performance benchmarks according to their program area. While these benchmark measures are not all-inclusive of program performance, they provide a method of determining program success and efficacy and support evidence-based programming.

Performance Measure	FY 2021 Estimated	FY 2021 Actual
Conviction Rate	0%	44%
Cost per Conviction	\$0.00	\$138.21
Percentage of Forfeitures Concluded	0%	0%
Percentage of Convicted Offenders Incarcerated	0%	3%

Prosecution Projects: Maricopa County Attorney's Office

Grant Number: DC-21-027

Drug Outcome Summary										
	Drug Offenses					Non-Drug Offenses				Total
	Drug Only	Drug & Violent	Drug & Gang-Related	Drug, Viol. & Gang-Related	Drug Total	Violent Only	Gang-Related Only	Violent & Gang-Related	Non-Drug Total	
Cases referred this reporting period	15,608	641	1,190	114	17,553	8,624	1,117	819	10,560	28,113
Declined to Prosecute: No lab analysis	1,625	154	106	20	1,905	67	24	15	106	2,011
Declined to Prosecute: Department Report Problems	1,115	189	78	30	1,412	760	82	69	910	2,322
Declined to Prosecute: No Conviction Likely	2,392	157	165	21	2,729	1,861	190	107	2,158	4,887
Declined to Prosecute: Assisted in Another Prosecution	1,230	32	126	5	1,393	67	62	20	149	1,542
Declined to Prosecute: Other	3,215	68	167	13	3,463	1,442	241	120	1,803	5,266
Deferred to a Diversion Program	362	5	2	0	369	106	4	0	110	479
Prosecuted	8,886	662	763	173	10,484	4,133	518	616	5,267	15,751
Dismissed With or Without Prejudice	9,052	48	34	0	9,134	573	11	19	603	9,737
Acquitted	0	0	0	0	0	11	0	1	12	12
Convicted	4,473	440	109	5	5,027	2,621	79	62	2,762	7,789
Total Concluded Cases	13,525	488	143	5	14,161	3,205	90	82	3,377	17,538

Drug Prosecutions by Offense Type									
	Buy / Receive	Cultivate / Manufacture	Distribute / Sell	Possess / Conceal	Transport / Import	Consume / Use	Other	Unknown	Total
Cocaine (powder)	0	0	30	346	39	0	0	0	415
Crack (cocaine)	0	0	5	42	5	0	0	0	52
Ecstasy (MDMA)	0	0	0	0	0	0	0	0	0
Fentanyl	0	0	100	1,263	44	0	1,045	0	2,452
Hashish	0	0	0	0	0	0	0	0	0
Heroin	0	0	32	433	28	0	0	0	493
High Grade Marijuana	0	0	0	0	0	0	0	0	0
Ketamine	0	0	0	0	0	0	0	0	0
LSD	0	0	1	5	0	0	0	0	6
Marijuana	0	1	41	368	41	0	0	0	451
Marijuana Plants	0	0	0	0	0	0	0	0	0
Medical Marijuana	0	0	0	0	0	0	0	0	0
Methamphetamine/Amphetamine	0	0	263	4,190	113	0	0	0	4,566
Other Drug	9	2	108	581	113	36	309	0	1,158
Paraphernalia	0	0	0	150	0	0	0	0	150
PCP	0	0	0	7	1	0	0	0	8
Prescription Pain Reliever	0	0	0	11	0	0	0	0	0
Prescription Sedative	0	0	0	0	0	0	0	0	0
Prescription Stimulant	0	0	0	0	0	0	0	0	0
Psilocybin (Mushrooms)	0	0	0	0	0	0	0	0	0
Salvia	0	0	0	0	0	0	0	0	0
Steroids	0	0	0	0	0	0	0	0	0
Synthetic Cannabinoids	0	0	0	0	0	0	0	0	0
Unknown Drug	0	0	10	119	0	0	427	177	733
Total	9	3	590	7,504	384	36	1,781	177	10,484

Felony & Misdemeanor Prosecution			
	Gang	Non-Gang	Total
Felony	2,027	13,122	15,149
Misdemeanor-Only	43	559	602
Total	2,070	13,681	15,751

Prescription Drug Prosecutions	
Number of drug prosecutions that involved any prescription drugs	19

Drug Convictions by Offense Type									
	Buy / Receive	Cultivate / Manufacture	Distribute / Sell	Possess / Conceal	Transport / Import	Consume / Use	Other	Unknown	Total
Cocaine (powder)	0	0	24	63	23	0	0	0	110
Crack (cocaine)	0	0	3	25	5	0	0	0	33
Ecstasy (MDMA)	0	0	0	0	0	0	0	0	0
Fentanyl	0	0	29	218	8	0	318	0	573
Hashish	0	0	0	0	0	0	0	0	0
Heroin	0	0	33	369	14	0	0	0	416
High Grade Marijuana	0	0	0	0	0	0	0	0	0
Ketamine	0	0	0	0	0	0	0	0	0
LSD	0	0	4	1	0	0	0	0	5
Marijuana	0	0	47	217	41	0	0	0	305
Marijuana Plants	0	0	0	0	0	0	0	0	0
Medical Marijuana	0	0	0	0	0	0	0	0	0
Methamphetamine/Amphetamine	0	0	159	2,006	38	0	0	0	2,203
Other Drug	1	0	18	52	7	1	0	0	79
Paraphernalia	0	4	0	955	0	0	0	0	959
PCP	0	0	0	2	0	0	0	0	2
Prescription Pain Reliever	0	0	0	0	0	0	0	0	0
Prescription Sedative	0	0	0	0	0	0	0	0	0
Prescription Stimulant	0	0	0	0	0	0	0	0	0
Psilocybin (Mushrooms)	0	0	0	0	0	0	0	0	0
Salvia	0	0	0	0	0	0	0	0	0
Steroids	0	0	0	0	0	0	0	0	0
Synthetic Cannabinoids	0	0	0	0	0	0	0	0	0
Unknown Drug	0	0	4	2	0	0	180	156	342
Total	1	4	321	3,910	136	1	498	156	5,027

Prescription Drug Convictions	
Number of drug convictions that involved any prescription drugs	3

Drug Offense Convictions by Class			
	Misdemeanor	Felony	Total
Class 1	281	0	281
Class 2	1	456	457
Class 3	0	48	48
Class 4		3,350	3,350
Class 5		6	6
Class 6		437	437
Undesignated	0	448	448
Unknown	0	0	0
Total	282	4,745	5,027

Persons Convicted for All Drug Offenses	
Plea	5,014
Jury	11
Non-Jury	2
Total	5,027

Number of Persons Sentenced for Violent Offenses										
	Prison	Jail	Probation	Split Sentence	Suspended Sentence	Community Service	Fines	Other	Unknown	Total
Violent Drug Related Offenses	164	0	104	52	0	0	0	24	0	344
Violent Non-drug Related Offenses	675	2	835	369	0	0	5	707	0	2,593
Total	839	2	939	421	0	0	5	731	0	2,937
Number of Persons Sentenced for Drug Offenses										
Cocaine (powder)	5	0	17	1	0	0	0	0	0	23
Crack (cocaine)	3	0	2	2	0	0	0	0	0	7
Ecstasy (MDMA)	0	0	0	0	0	0	0	0	0	0
Fentanyl	35	0	75	21	0	0	1	4	0	136
Hashish	0	0	0	0	0	0	0	0	0	0
Heroin	14	0	37	16	0	0	0	2	0	69
High Grade Marijuana	0	0	0	0	0	0	0	0	0	0
Ketamine	0	0	0	0	0	0	0	0	0	0
LSD	0	0	1	1	0	0	0	0	0	2
Marijuana	6	0	60	10	0	0	0	0	0	76
Marijuana Plants	0	0	0	0	0	0	0	0	0	0
Medical Marijuana	0	0	0	0	0	0	0	0	0	0
Methamphetamine/Amphetamine	136	0	235	105	0	0	0	13	0	489
Other Drug	3	0	15	3	0	0	0	0	0	21
Paraphernalia	17	1	495	19	0	0	1	11	0	544
PCP	0	0	1	0	0	0	0	0	0	1
Prescription Pain Reliever	0	0	0	0	0	0	0	0	0	0
Prescription Sedative	0	0	0	0	0	0	0	0	0	0
Prescription Stimulant	0	0	0	0	0	0	0	0	0	0
Psilocybin (Mushrooms)	0	0	0	0	0	0	0	0	0	0
Salvia	0	0	0	0	0	0	0	0	0	0
Steroids	0	0	0	0	0	0	0	0	0	0
Synthetic Cannabinoids	0	0	0	0	0	0	0	0	0	0
Unknown Drug	0	27	0	12	0	0	0	4	0	43
Total	219	28	938	190	0	0	2	34	0	1,411

Prescription Drug Sentenced	
Number of drug offenders sentenced that involved any prescription drugs	2

Asset Forfeitures		
	Number	Value
Aircraft	0	\$0
Currency	1,019	\$7,598,222
Other	492	\$4
Other Financial Instrument	0	\$0
Real Property (Real Estate)	0	\$0
Vehicles	154	\$4
Vessels	0	\$0
Weapons	328	\$4
Total	1,993	\$7,598,234

Total Forfeiture Cases	
Received through Referral	502
Concluded	0
Pending	0

Training	
Number of Trainings Attended	86
Number of Trainings Provided	19
Community Meetings Held	23
School Presentations Offered	0



Mohave County Attorney's Office

Approved Budget FY 2021		
Personnel	\$	116,636
Employee Related Expenditures	\$	39,656
Total	\$	156,292
Fund Source:		
Federal - Byrne/JAG	\$	54,703
State	\$	62,516
Match	\$	39,073

Project Description

This program is administered by the Mohave County Attorney's Office (MCAO) to effectively charge and prosecute drug law violators arrested by the Mohave Area General Narcotics Enforcement Team (MAGNET) and carry out civil litigation to obtain the forfeiture of assets seized from drug traffickers. The project handles drug and gang case prosecutions for all law enforcement agencies in Mohave County, one of the counties that make up Arizona's portion of the federally designated Southwest Border High-Intensity Drug Trafficking Area (HIDTA).

Objective

To reduce illicit drug activity in Mohave County through the successful prosecution of all drug offenders and to aid law enforcement by supporting and guiding officers so that major traffickers, distribution organizations, and manufacturers/producers can be brought to justice.

Selected Quarterly Highlights

- During September 2020, MAGNET Detectives intercepted a loaded vehicle on Interstate 40 near Kingman, seized approximately 89 pounds of methamphetamine with a street value over \$3,000,000, and arrested four suspects for Transportation of Dangerous Drugs for Sale. From July through September 2020, MAGNET prosecutors tried and obtained convictions of 2 defendants for Transportation of Dangerous Drugs for Sale, methamphetamine, for between 40 and 50 pounds of methamphetamine eastbound on Interstate 40 near Kingman.
- On November 5, 2020, law enforcement served two search warrants in Kingman, Arizona. MAGNET detectives seized over 8 pounds of methamphetamine in total. A total of 4 people were arrested, which included the main target of the search warrant. The other suspects said they had sold for the primary target and were sending money for the main target to Sinaloa, Mexico.
- On November 9, 2020, a vehicle fled from Bullhead City Police Department officers and eventually crashed into another car. The passengers in the second car were found unresponsive and taken to the hospital. That second car then caught on fire. With the help of civilian witnesses, the suspect was apprehended. The suspect said he crossed the Mexico/United States border and was approached on the US side of the border to drop the packages off. Law enforcement recovered 38 grams of heroin as well as a firearm and ammunition.
- On November 11, 2020, law enforcement conducted a traffic stop on a vehicle with two male suspects on Interstate 40. During this stop, several indicators of criminal activity were observed. A K9 arrived on the scene and was alerted to the vehicle. During a probable cause search of the vehicle, 2.5 pounds of a white powdery substance was seized from the vehicle. The DPS crime lab confirmed that the substance was fentanyl.

- On February 1, 2021, a male suspect called in a bomb threat to Kingman Middle School. The suspect was caught on various security cameras in downtown Kingman, AZ, getting out of a vehicle. The male then walks over to a payphone and makes a brief phone call as the vehicle drives away. The male is apprehended shortly after the phone call is made. The vehicle in the security footage was determined to be owned by one of the employees of Kingman Middle School. Through jail calls from the male suspect, it was determined that the employee had been partying with the male suspect in Laughlin, NV, the night before. The employee wanted to skip work and continue partying, so she asked the male to make the bomb threat. The employee denied all involvement. The male suspect was on felony release for a drug sales case that is currently pending.
- On February 11, 2021, detectives with GITEM served a search warrant at a residence of a male who was involved in heroin sales. This male suspect is tied to the Mexican cartel. Also at the residence were two of the male's drug runners. These runners had previously sold large amounts of heroin, for the male suspect, to a testifying informant. These buys provided probable cause for the search warrant. This informant bought from the male's drug runners on 10 different occasions. During the service of the search warrant, detectives found 3 ounces of heroin. The male suspect was the head of a local heroin ring, which was ultimately run by the Mexican cartel.
- On May 12, 2021, an undercover buy was set up with a suspect who is known to disseminate methamphetamine throughout Kingman, Arizona. The undercover buy used an agent with the Bureau of Alcohol, Tobacco, Firearms, and Explosives (ATF). At the agreed-upon time and location, the suspect arrived and met with the undercover agent (UC). The UC had previously ordered 2 pounds of methamphetamine from the suspect. The suspect exited his vehicle and gave the UC a baggy of 15.8 grams of methamphetamine. The suspect stated the UC could just keep the methamphetamine since he was not able to get the 2 pounds. The suspect said he would have the 2 pounds next time. A new date was set up between the suspect and the UC for the 2 pounds. On May 25, 2021, the UC met with the suspect at the agreed-upon location. Upon arrival, the suspect exited his vehicle with two saran-wrapped bundles. He handed the bundles to the UC. The suspect was then arrested. The bundles field-tested positive for methamphetamine and weighed 2 pounds. During a search of the suspect's vehicle, detectives also found 49 grams of heroin (field-tested positive). This was a joint task force operation using ATF and MAGNET. This suspect was on felony release for a separate charge of Transportation of Dangerous Drugs for Sale (Methamphetamine). He is one of the local connections for importing methamphetamine into Kingman from California. The suspect is now being held without bond.
- On May 21, 2021, Bullhead City Police Department detectives served a search warrant on a vehicle following a traffic stop. Detectives found approximately 500 fentanyl pills and a 9mm semi-automatic pistol with 13 rounds in the magazine. The suspect stated he bought the pills in Phoenix, Arizona, and that, all together, the pills are worth \$2,000. Fentanyl has recently flooded Mohave County, and local law enforcement is seeing more and more cases involving fentanyl pills. These pills are made to look similar to oxycodone pills.

Performance Benchmarks

All agencies are required to estimate performance benchmarks according to their program area. While these benchmark measures are not all-inclusive of program performance, they provide a method of determining program success and efficacy and support evidence-based programming.

Performance Measure	FY 2021 Estimated	FY 2021 Actual
Conviction Rate	93%	65%
Cost per Conviction	\$99.23	\$146.34
Percentage of Forfeitures Concluded	88%	0%
Percentage of Convicted Offenders Incarcerated	46%	15%

Prosecution Projects: Mohave County Attorney's Office

Grant Number: DC-21-028

Drug Outcome Summary										
	Drug Offenses					Non-Drug Offenses				Total
	Drug Only	Drug & Violent	Drug & Gang-Related	Drug, Viol. & Gang-Related	Drug Total	Violent Only	Gang-Related Only	Violent & Gang-Related	Non-Drug Total	
Cases referred this reporting period	1,692	10	0	0	1,702	430	0	0	430	2,132
Declined to Prosecute: No lab analysis	0	0	0	0	0	0	0	0	0	0
Declined to Prosecute: Department Report Problems	59	1	0	0	60	10	0	0	10	70
Declined to Prosecute: No Conviction Likely	77	1	0	0	78	38	0	0	38	116
Declined to Prosecute: Assisted in Another Prosecution	3	0	0	0	3	0	0	0	0	3
Declined to Prosecute: Other	1	0	0	0	1	1	0	0	1	2
Deferred to a Diversion Program	0	0	0	0	0	0	0	0	0	0
Prosecuted	1,277	0	0	0	1,277	373	0	0	373	1,068
Dismissed With or Without Prejudice	440	0	0	0	440	138	0	0	138	578
Acquitted	0	0	0	0	0	4	0	0	4	4
Convicted	837	0	0	0	837	231	0	0	231	1,068
Total Concluded Cases	1,277	0	0	0	1,277	373	0	0	373	1,650

Drug Prosecutions by Offense Type									
	Buy / Receive	Cultivate / Manufacture	Distribute / Sell	Possess / Conceal	Transport / Import	Consume / Use	Other	Unknown	Total
Cocaine (powder)	0	0	7	2	0	0	0	0	9
Crack (cocaine)	0	0	0	0	0	0	0	0	0
Ecstasy (MDMA)	0	0	1	0	0	0	0	0	1
Fentanyl	0	0	5	2	0	0	0	0	7
Hashish	0	0	0	0	0	0	0	0	0
Heroin	0	0	28	24	0	0	0	0	52
High Grade Marijuana	0	0	0	0	0	0	0	0	0
Ketamine	0	0	0	0	0	0	0	0	0
LSD	0	0	0	0	0	0	0	0	0
Marijuana	0	1	47	243	0	0	0	0	291
Marijuana Plants	0	0	0	0	0	0	0	0	0
Medical Marijuana	0	0	0	0	0	0	0	0	0
Methamphetamine/Amphetamine	0	0	91	127	0	0	0	0	218
Other Drug	0	0	3	1	0	0	0	0	4
Paraphernalia	0	0	0	686	0	0	0	0	686
PCP	0	0	0	0	0	0	0	0	0
Prescription Pain Reliever	0	0	1	4	0	0	0	0	5
Prescription Sedative	0	0	0	0	0	0	0	0	0
Prescription Stimulant	0	0	0	2	0	0	0	0	2
Psilocybin (Mushrooms)	0	0	2	0	0	0	0	0	2
Salvia	0	0	0	0	0	0	0	0	0
Steroids	0	0	0	0	0	0	0	0	0
Synthetic Cannabinoids	0	0	0	0	0	0	0	0	0
Unknown Drug	0	0	0	0	0	0	0	0	0
Total	0	1	185	1,091	0	0	0	0	1,641

Felony & Misdemeanor Prosecution			
	Gang	Non-Gang	Total
Felony	0	824	824
Misdemeanor-Only	0	826	826
Total	0	1,650	1,650

Prescription Drug Prosecutions	
Number of drug prosecutions that involved any prescription drugs	7

Drug Convictions by Offense Type									
	Buy / Receive	Cultivate / Manufacture	Distribute / Sell	Possess / Conceal	Transport / Import	Consume / Use	Other	Unknown	Total
Cocaine (powder)	0	0	6	1	0	0	0	0	7
Crack (cocaine)	0	0	0	0	0	0	0	0	0
Ecstasy (MDMA)	0	0	1	0	0	0	0	0	1
Fentanyl	0	0	5	1	0	0	0	0	6
Hashish	0	0	0	0	0	0	0	0	0
Heroin	0	0	26	5	0	0	0	0	31
High Grade Marijuana	0	0	0	0	0	0	0	0	0
Ketamine	0	0	0	0	0	0	0	0	0
LSD	0	0	0	0	0	0	0	0	0
Marijuana	0	0	34	31	0	0	0	0	65
Marijuana Plants	0	0	0	0	0	0	0	0	0
Medical Marijuana	0	0	0	0	0	0	0	0	0
Methamphetamine/Amphetamine	0	0	71	54	0	0	0	0	125
Other Drug	0	0	3	0	0	0	0	0	3
Paraphernalia	0	0	0	422	0	172	0	0	594
PCP	0	0	0	0	0	0	0	0	0
Prescription Pain Reliever	0	0	1	2	0	0	0	0	3
Prescription Sedative	0	0	0	0	0	0	0	0	0
Prescription Stimulant	0	0	0	0	0	0	0	0	0
Psilocybin (Mushrooms)	0	0	2	0	0	0	0	0	2
Salvia	0	0	0	0	0	0	0	0	0
Steroids	0	0	0	0	0	0	0	0	0
Synthetic Cannabinoids	0	0	0	0	0	0	0	0	0
Unknown Drug	0	0	0	0	0	0	0	0	0
Total	0	0	149	516	0	172	0	0	837

Prescription Drug Convictions	
Number of drug convictions that involved any prescription drugs	5

Drug Offense Convictions by Class			
	Misdemeanor	Felony	Total
Class 1	511	0	511
Class 2	8	84	92
Class 3	0	51	51
Class 4		53	53
Class 5		8	8
Class 6		75	75
Undesignated	0	47	47
Unknown	0	0	0
Total	519	318	837

Persons Convicted for All Drug Offenses	
Plea	830
Jury	5
Non-Jury	2
Total	837

Number of Persons Sentenced for Violent Offenses										
	Prison	Jail	Probation	Split Sentence	Suspended Sentence	Community Service	Fines	Other	Unknown	Total
Violent Drug Related Offenses	0	0	0	0	0	0	0	0	0	0
Violent Non-drug Related Offenses	110	1	12	108	0	0	0	0	0	231
Total	110	1	12	108	0	0	0	0	0	231
Number of Persons Sentenced for Drug Offenses										
Cocaine (powder)	3	0	0	4	0	0	0	0	0	7
Crack (cocaine)	0	0	0	0	0	0	0	0	0	0
Ecstasy (MDMA)	0	0	0	1	0	0	0	0	0	1
Fentanyl	5	0	0	1	0	0	0	0	0	6
Hashish	0	0	0	0	0	0	0	0	0	0
Heroin	22	0	2	7	0	0	0	0	0	31
High Grade Marijuana	0	0	0	0	0	0	0	0	0	0
Ketamine	0	0	0	0	0	0	0	0	0	0
LSD	0	0	0	0	0	0	0	0	0	0
Marijuana	5	0	20	24	0	0	19	0	0	68
Marijuana Plants	0	0	0	0	0	0	0	0	0	0
Medical Marijuana	0	0	0	0	0	0	0	0	0	0
Methamphetamine/Amphetamine	83	0	7	35	0	0	0	0	0	125
Other Drug	2	0	1	0	0	0	7	0	0	10
Paraphernalia	26	10	153	362	0	0	31	0	0	582
PCP	0	0	0	0	0	0	0	0	0	0
Prescription Pain Reliever	2	0	1	1	0	0	1	0	0	5
Prescription Sedative	0	0	0	0	0	0	0	0	0	0
Prescription Stimulant	0	0	0	0	0	0	0	0	0	0
Psilocybin (Mushrooms)	0	0	0	2	0	0	0	0	0	2
Salvia	0	0	0	0	0	0	0	0	0	0
Steroids	0	0	0	0	0	0	0	0	0	0
Synthetic Cannabinoids	0	0	0	0	0	0	0	0	0	0
Unknown Drug	0	0	0	0	0	0	0	0	0	0
Total	148	10	184	437	0	0	58	0	0	837

Prescription Drug Sentenced	
Number of drug offenders sentenced that involved any prescription drugs	5

Asset Forfeitures		
	Number	Value
Aircraft	0	\$0
Currency	52	\$5,065,318
Other	2	\$38,457
Other Financial Instrument	0	\$0
Real Property (Real Estate)	1	\$10,000
Vehicles	18	\$371,099
Vessels	0	\$0
Weapons	15	\$6,941
Total	88	\$5,491,815

Total Forfeiture Cases	
Received through Referral	53
Concluded	61
Pending	105

Training	
Number of Trainings Attended	0
Number of Trainings Provided	1
Community Meetings Held	1
School Presentations Offered	0



Navajo County Attorney's Office

Approved Budget FY 2021	
Personnel	\$ 91,878
Employee Related Expenditures	\$ 31,239
Total	\$ 123,117
Fund Source:	
Federal - Byrne/JAG	\$ 43,091
State	\$ 49,247
Match	\$ 30,779

Project Description

This program is administered by the Navajo County Attorney's Office (NCAO). This project provides full-time, dedicated case prosecution and asset forfeiture litigation services to the Navajo County Major Crimes Apprehension Team (MCAT) and other law enforcement agencies in Navajo County.

Objective

To reduce and eventually eliminate the use, sale, manufacture, and transportation of illicit and controlled substances within Navajo County.

Selected Quarterly Highlights

- Through our partnership with the DPS GITEM task force, a substantial drug operation was shut down in the Winslow area. This was accomplished through the use of new Confidential informants and undercover officers. The new arrests and cases generated by this operation are estimated to be about 20-30. This will hopefully have an immense impact on the Winslow area.
- Through a partnership with DPS and NCSO, we have removed over 400 Marijuana plants and nearly a thousand pounds of Marijuana off the I-40 and are successfully prosecuting those cases. In addition, through our partnership with MCAT and GITEM, we have been able to initiate at least two new confidential informants. Those confidential informants have already yielded multiple productive search warrants in the Winslow area. I have been informed that we have a significant number of cases coming into the pipeline based on various CI's, work.
- Two cases are sort of intertwining right now in an interesting way. The first defendant currently has 5 or 6 cases he is working on. He picked up two cases in relatively short order for having methamphetamine for sale. The first case that came to me was a Show Low PD stop where the defendant was with another person. They had a saleable quantity of methamphetamine stashed underneath their vehicle in a magnetic box. We have been seeing this magnetic box concealment tactic used more and more by our local drug dealers. The next case I received from NCSO was just a traffic stop where the first defendant was the sole occupant of the vehicle. He had in his possession at that time a saleable quantity of methamphetamine. The timing of these two cases meant, unfortunately, that I was unable to get him held without bond for committing a felony on release. It was not much longer after these two cases that the defendant was again found with methamphetamine – this time it was just a personal possession amount. After this third case, we were able to successfully get the Judge to hold him in custody without bond. As I was prosecuting these three cases, we received a case from ATF on a female defendant. It was a case where undercover ATF agents were able to purchase methamphetamine from her. It is an incredible case where not only did an undercover law enforcement officer conduct the buy, but they captured it from four different camera angles. An agent who was the lead investigator on this case was upset that he was not able to capture this case from six different camera angles. Well, because this case was so good, I made the female defendant a tough prison offer of five years in the department of

corrections. She, too was able to get out of custody, and we knew that she continued to sell methamphetamine. We signed the first defendant up to work for us. He was not very effective as a CI.

- We participated in a joint effort with M.C.A.T., Sherriff's Office, and our SRT Unit to bring in a violent drug dealer. Through careful coordination and investigation, we were able to safely arrest him without incident and via a search of his home, confiscate over a pound of methamphetamine and thousands in cash. This was the nail in the coffin case for him, and he is now looking at substantial prison time.

Performance Benchmarks

All agencies are required to estimate performance benchmarks according to their program area. While these benchmark measures are not all-inclusive of program performance, they provide a method of determining program success and efficacy and support evidence-based programming.

Performance Measure	FY 2021 Estimated	FY 2021 Actual
Conviction Rate	100%	83%
Cost per Conviction	\$49.24	\$325.71
Percentage of Forfeitures Concluded	108%	0%
Percentage of Convicted Offenders Incarcerated	100%	27%

Prosecution Projects: Navajo County Attorney's Office

Grant Number: DC-21-029

Drug Outcome Summary										
	Drug Offenses					Non-Drug Offenses				Total
	Drug Only	Drug & Violent	Drug & Gang-Related	Drug, Viol. & Gang-Related	Drug Total	Violent Only	Gang-Related Only	Violent & Gang-Related	Non-Drug Total	
Cases referred this reporting period	417	0	0	0	417	0	0	0	0	417
Declined to Prosecute: No lab analysis	0	0	0	0	0	0	0	0	0	0
Declined to Prosecute: Department Report Problems	0	0	0	0	0	0	0	0	0	0
Declined to Prosecute: No Conviction Likely	94	0	0	0	94	0	0	0	0	94
Declined to Prosecute: Assisted in Another Prosecution	0	0	0	0	0	0	0	0	0	0
Declined to Prosecute: Other	0	0	0	0	0	0	0	0	0	0
Deferred to a Diversion Program	0	0	0	0	0	0	0	0	0	0
Prosecuted	257	0	0	0	257	0	0	0	0	257
Dismissed With or Without Prejudice	80	0	0	0	80	0	0	0	0	80
Acquitted	0	0	0	0	0	0	0	0	0	0
Convicted	252	0	0	0	252	0	0	0	0	252
Total Concluded Cases	332	0	0	0	332	0	0	0	0	332

Drug Prosecutions by Offense Type									
	Buy / Receive	Cultivate / Manufacture	Distribute / Sell	Possess / Conceal	Transport / Import	Consume / Use	Other	Unknown	Total
Cocaine (powder)	0	0	0	0	0	0	0	0	0
Crack (cocaine)	0	0	0	0	0	0	0	0	0
Ecstasy (MDMA)	0	0	0	0	0	0	0	0	0
Fentanyl	0	0	0	0	0	0	0	0	0
Hashish	0	0	0	0	0	0	0	0	0
Heroin	0	0	0	0	0	0	0	0	0
High Grade Marijuana	0	0	0	0	0	0	0	0	0
Ketamine	0	0	0	0	0	0	0	0	0
LSD	0	0	0	0	0	0	0	0	0
Marijuana	15	0	18	47	5	24	0	0	109
Marijuana Plants	0	0	0	0	0	0	0	0	0
Medical Marijuana	0	0	0	0	0	0	0	0	0
Methamphetamine/Amphetamine	16	0	26	36	5	13	0	0	96
Paraphernalia	0	0	0	39	0	0	0	0	39
PCP	0	0	0	0	0	0	0	0	0
Prescription Pain Reliever	0	0	0	0	0	0	0	0	0
Prescription Sedative	0	0	0	0	0	0	0	0	0
Prescription Stimulant	0	0	0	0	0	0	0	0	0
Psilocybin (Mushrooms)	0	0	0	0	0	0	0	0	0
Salvia	0	0	0	0	0	0	0	0	0
Steroids	0	0	0	0	0	0	0	0	0
Synthetic Cannabinoids	0	0	0	0	0	0	0	0	0
Unknown Drug	0	0	3	8	2	0	0	0	13
Total	31	0	47	130	12	37	0	0	257

Felony & Misdemeanor Prosecution			
	Gang	Non-Gang	Total
Felony	0	246	246
Misdemeanor-Only	0	11	11
Total	0	257	257

Prescription Drug Prosecutions	
Number of drug prosecutions that involved any prescription drugs	0

Drug Convictions by Offense Type									
	Buy / Receive	Cultivate / Manufacture	Distribute / Sell	Possess / Conceal	Transport / Import	Consume / Use	Other	Unknown	Total
Cocaine (powder)	0	0	0	0	0	0	0	0	0
Crack (cocaine)	0	0	0	0	0	0	0	0	0
Ecstasy (MDMA)	0	0	0	0	0	0	0	0	0
Fentanyl	0	0	0	0	0	0	0	0	0
Hashish	0	0	0	0	0	0	0	0	0
Heroin	0	0	0	0	0	0	0	0	0
High Grade Marijuana	0	0	0	0	0	0	0	0	0
Ketamine	0	0	0	0	0	0	0	0	0
LSD	0	0	0	0	0	0	0	0	0
Marijuana	0	15	18	40	12	24	0	0	109
Marijuana Plants	0	0	0	0	0	0	0	0	0
Medical Marijuana	0	0	0	0	0	0	0	0	0
Methamphetamine/Amphetamine	0	16	26	37	4	13	0	0	96
Paraphernalia	0	0	0	20	0	14	0	0	34
PCP	0	0	0	0	0	0	0	0	0
Prescription Pain Reliever	0	0	0	0	0	0	0	0	0
Prescription Sedative	0	0	0	0	0	0	0	0	0
Prescription Stimulant	0	0	0	0	0	0	0	0	0
Psilocybin (Mushrooms)	0	0	0	0	0	0	0	0	0
Salvia	0	0	0	0	0	0	0	0	0
Steroids	0	0	0	0	0	0	0	0	0
Synthetic Cannabinoids	0	0	0	0	0	0	0	0	0
Unknown Drug	0	0	4	8	1	0	0	0	13
Total	0	31	48	105	17	51	0	0	252

Prescription Drug Convictions	
Number of drug convictions that involved any prescription drugs	0

Drug Offense Convictions by Class			
	Misdemeanor	Felony	Total
Class 1	11	0	11
Class 2	0	80	80
Class 3	0	53	53
Class 4		52	52
Class 5		4	4
Class 6		52	52
Undesignated	0	0	0
Unknown	0	0	0
Total	11	241	252

Persons Convicted for All Drug Offenses	
Plea	252
Jury	0
Non-Jury	0
Total	252

Number of Persons Sentenced for Violent Offenses										
	Prison	Jail	Probation	Split Sentence	Suspended Sentence	Community Service	Fines	Other	Unknown	Total
Violent Drug Related Offenses	0	0	0	0	0	0	0	0	0	0
Violent Non-drug Related Offenses	0	0	0	0	0	0	0	0	0	0
Total	0	0	0	0	0	0	0	0	0	0
Number of Persons Sentenced for Drug Offenses										
Cocaine (powder)	0	0	0	0	0	0	0	0	0	0
Crack (cocaine)	0	0	0	0	0	0	0	0	0	0
Ecstasy (MDMA)	0	0	0	0	0	0	0	0	0	0
Fentanyl	0	0	0	0	0	0	0	0	0	0
Hashish	0	0	0	0	0	0	0	0	0	0
Heroin	0	0	0	0	0	0	0	0	0	0
High Grade Marijuana	0	0	0	0	0	0	0	0	0	0
Ketamine	0	0	0	0	0	0	0	0	0	0
LSD	0	0	0	0	0	0	0	0	0	0
Marijuana	17	0	82	0	0	0	3	0	0	102
Marijuana Plants	0	0	0	0	0	0	0	0	0	0
Medical Marijuana	0	0	0	0	0	0	0	0	0	0
Methamphetamine/Amphetamine	35	0	58	0	0	0	0	0	0	93
Paraphernalia	7	2	34	0	0	0	1	0	0	44
PCP	0	0	0	0	0	0	0	0	0	0
Prescription Pain Reliever	0	0	0	0	0	0	0	0	0	0
Prescription Sedative	0	0	0	0	0	0	0	0	0	0
Prescription Stimulant	0	0	0	0	0	0	0	0	0	0
Psilocybin (Mushrooms)	0	0	0	0	0	0	0	0	0	0
Salvia	0	0	0	0	0	0	0	0	0	0
Steroids	0	0	0	0	0	0	0	0	0	0
Synthetic Cannabinoids	0	0	0	0	0	0	0	0	0	0
Unknown Drug	3	0	10	0	0	0	0	0	0	13
Total	62	2	184	0	0	0	4	0	0	252

Prescription Drug Sentenced	
Number of drug offenders sentenced that involved any prescription drugs	0

Asset Forfeitures		
	Number	Value
Aircraft	0	\$0
Currency	16	\$196,431
Other	0	\$0
Other Financial Instrument	0	\$0
Real Property (Real Estate)	1	\$0
Vehicles	0	\$45,684
Vessels	0	\$0
Weapons	0	\$0
Total	17	\$242,115

Total Forfeiture Cases	
Received through Referral	27
Concluded	2
Pending	52

Training	
Number of Trainings Attended	0
Number of Trainings Provided	4
Community Meetings Held	0
School Presentations Offered	0



Pima County Attorney's Office

Approved Budget FY 2021	
Personnel	\$ 326,172
Employee Related Expenditures	\$ 97,078
Total	\$ 423,250
Fund Source:	
Federal - Byrne/JAG	\$ 148,138
State	\$ 169,300
Match	\$ 105,812

Project Description

This program is administered by the Pima County Attorney's Office (PCAO), the Tandem Prosecution for the Tucson/Pima Counter Narcotics Alliance (CNA), and provides prosecution and court litigation services for all law enforcement agencies in Pima County. Pima is one of the counties federally designated as a Southwest Border High-Intensity Drug Trafficking Area (HIDTA).

Objective

To reduce and prevent drug-related crime by collaborating with the CAN to conduct narcotics investigations and tandem prosecutions, as well as prosecuting felony narcotics cases presented by individual law enforcement agencies operating in the county.

Selected Quarterly Highlights

- Tucson Police Department (TPD) Pima County Counter Narcotics Alliance (CNA), and Pima County Attorney's Office Community Protection Bureau recently concluded a successful investigation of a major drug dealer who was supplying multiple drug dealers on the east side of Tucson in 2019. The case started when the defendant was arrested on January 3, 2019, in possession of over two ounces (60 grams) of heroin. Cell phone evidence revealed he took orders for the heroin and then directed his wife to deliver it to the buyers. Despite the January arrest, the defendant was allowed to remain in the community on bond. He resurfaced in September of 2019 in a different east side neighborhood after TPD and CNA investigated a drug house. In late September and early October, undercover officers with C.N.A. purchased over an ounce of meth and 80 Xanax pills from a female suspect who was being supplied by the defendant. A search warrant was served by SWAT on 10/22/19. Over ten unrelated adults were in the messy, drug-infested home, which was described by one occupant as a "flop house." For sale, amounts of meth and heroin were found. The defendant's girlfriend was caught flushing drugs and psilocybin mushrooms down the toilet. An extensive surveillance camera set up was in place at the house. A stolen pistol and a rifle were found in the constructive possession of the defendant, along with \$3,000 cash. After his arrest, Deputy Pima County Attorney of Community Protection Bureau moved for a no-bond hearing. The court granted the no bond after the hearing. A mandatory prison "wrap" plea agreement was entered. Because of a serious mitigating health condition, the Judge sentenced the defendant to a mitigated term of six years in prison.
- On October 26, 2020, a judge imposed a 2.5-year prison sentence in the case that was investigated by Counter Narcotics Alliance and was the second fatal drug overdose prosecution brought by Pima County Attorney's Office since 2017. The case was resolved with a plea agreement to two prisons only counts of Negligent Homicide for the death of the father and son victim who died after snorting fentanyl pills sold to one of the victims by the defendant. The defendant was a good friend of the father. The friendship of the dealer and the user victim is not unusual and was also the case in the PCAO and C.N.A.'s first fatal drug overdose case. The resolution of the case by way of plea

brought solace to the surviving next of kin. The mother of the younger victim simply wanted to hear the defendant take responsibility in public for what he had done. The investigation by C.N.A. was thorough and recovered digital evidence (texts) as well as the defendant's DNA on the plastic baggy, which contained the unused pills he had sold to the older victim. The 2.5-year sentence was less than what the State sought. Still, the Judge imposed the lesser term due to the defendant's acceptance of responsibility, his remorse, his belief that he was selling them oxycodone instead of fentanyl, and the evidence that the Victims' excessive consumption of alcoholic beverages was a contributing factor to their fatal overdose. C.N.A. and PCAO continue to prioritize investigation of fatal drug overdose cases. The investigation of these cases is handled by the same team of detectives who also investigate drug-related home invasion cases at C.N.A. These same unit works present some of the fatal overdose prosecutions to the U.S. Attorneys Office in Tucson.

- A suspect was armed and out of control in Tucson and Pima County in 2020. In July, a man claimed that the suspect confronted a stranger who he had worked with by pulling up his shirt to reveal a pistol and then told him: "I have something for you." On September 15, 2020, he was found passed out and seated in a car in a QT parking lot with fentanyl pills and a .38 pistol on his lap. On November 1, 2020, he was found passed out again, seated in a parked car at a car wash. He had drug paraphernalia and a pistol on his lap. He was released from jail again. A few days later, the suspect was hospitalized after an unknown subject shot him. He would not name his attacker and would not cooperate with the police investigation. He was released from the hospital after a short stay despite the gunshot wounds he suffered. On November 14, 2020, Pima County sheriff's deputies responded to a 911 call in which a victim reported that the suspect attacked him with a shovel after the two men argued about a truck that he had borrowed from the victim. The victim suffered cuts and bruises but was not seriously injured. Deputies tracked down the suspect quickly and arrested him. The prosecutor set a no-bond hearing to protect the community and for the benefit of the suspect himself, who easily could have been killed in the shooting 1 to 2 weeks earlier. After a short evidentiary hearing, the court ordered that he be held without bond. A plea agreement was worked out a few weeks later to resolve the four pending cases. The defendant pled guilty as a repetitive offender to several counts. He told the judge at his sentencing hearing that he was out of control and needed help for his drug problem. He was sentenced to a 6.5-year term of imprisonment on his most serious charge, which was the aggravated assault with the shovel, and he was sentenced to concurrent terms on the other counts.
- In April of 2021, a Tucson cocaine dealer was arraigned after being indicted for 37 narcotics trafficking offenses and three unrelated fraud counts. The evidence for all of the counts was developed from a wiretap investigation of the dealer which took place in 2020. The wiretap revealed that he, who is also facing a first-degree murder charge in a different case involving the murder of a cocaine dealer, would buy kilo quantities of cocaine from two different suppliers and then sell the cocaine to his numerous customers in 3.5 gram "eight ball" quantities for \$120 to \$130 per eight ball. Several mobile surveillance operations took place to confirm the defendant's meetings with either his suppliers or customers after wiretap monitors intercepted texts which set up the meetings. Both the defendant and his customers would use code words or other shorthand for cocaine, a quantity of cocaine, or the price of cocaine. Some of their favorite terms included "ball", "9 piece", "7", "60", a "whole one", or a "whole eight". One customer simply asked him for "one of those." The wire intercepts also revealed that the defendant coordinated and executed a plan to file a false vehicle theft claim with his insurance company. He persuaded an accomplice to steal and strip a 2001 Tahoe, which he co-owned with his mother. He then located a second accomplice who sold engines to create a forged bill of sale and photo of a \$9,000 engine which the defendant supposedly bought and installed in the 2001 Tahoe before it was stolen. He then reported the Tahoe as stolen to Tucson Police and received a police report. With his police report and having fraudulently inflated the value of the Tahoe, he then filed a false claim with State Farm and received over \$12,000 for a vehicle that was only worth \$5600 and which was not stolen. The grand jury approved counts of fraudulent scheme and artifice, theft, and forgery for this non-drug-related criminal activity.

Performance Benchmarks

All agencies are required to estimate performance benchmarks according to their program area. While these benchmark measures are not all-inclusive of program performance, they provide a method of determining program success and efficacy and support evidence-based programming.

Performance Measure	FY 2021 Estimated	FY 2021 Actual
Conviction Rate	86%	72%
Cost per Conviction	\$176.35	\$270.10
Percentage of Forfeitures Concluded	96%	0%
Percentage of Convicted Offenders Incarcerated	29%	13%

Prosecution Projects: Pima County Attorney's Office

Grant Number: DC-21-030

Drug Outcome Summary										
	Drug Offenses					Non-Drug Offenses				Total
	Drug Only	Drug & Violent	Drug & Gang-Related	Drug, Viol. & Gang-Related	Drug Total	Violent Only	Gang-Related Only	Violent & Gang-Related	Non-Drug Total	
Cases referred this reporting period	837	33	0	0	870	2,167	0	0	2,167	3,037
Declined to Prosecute: No lab analysis	5	0	0	0	5	22	0	0	22	27
Declined to Prosecute: Department Report Problems	6	0	0	0	6	41	0	0	41	47
Declined to Prosecute: No Conviction Likely	4	0	0	0	4	29	0	0	29	33
Declined to Prosecute: Assisted in Another Prosecution	0	0	0	0	0	0	0	0	0	0
Declined to Prosecute: Other	111	1	0	0	112	702	0	0	702	814
Deferred to a Diversion Program	0	0	0	0	0	0	0	0	0	0
Prosecuted	859	59	0	0	918	1,225	0	0	1,225	2,143
Dismissed With or Without Prejudice	239	3	0	0	242	380	0	0	380	622
Acquitted	0	0	0	0	0	0	0	0	0	0
Convicted	789	25	0	0	814	752	0	1	753	1,567
Total Concluded Cases	1,028	28	0		1,056	1,132	0	1	1,133	2,189

Drug Prosecutions by Offense Type									
	Buy / Receive	Cultivate / Manufacture	Distribute / Sell	Possess / Conceal	Transport / Import	Consume / Use	Other	Unknown	Total
Cocaine (powder)	19	10	0	0	0	14	0	0	43
Crack (cocaine)	2	0	0	0	0	3	0	0	5
Ecstasy (MDMA)	1	0	0	0	0	0	0	0	1
Fentanyl	50	13	0	0	0	50	0	0	113
Hashish	7	8	0	0	0	2	0	0	17
Heroin	62	6	0	0	1	81	0	0	150
High Grade Marijuana	0	0	0	0	0	0	0	0	0
Ketamine	0	0	0	0	0	0	0	0	0
LSD	0	0	0	0	0	0	0	0	0
Marijuana	5	0	0	0	0	1	0	0	6
Marijuana Plants	0	9	0	0	0	0	0	0	9
Medical Marijuana	0	0	0	0	0	0	0	0	0
Methamphetamine/Amphetamine	85	12	0	0	0	204	0	0	288
Paraphernalia	0	0	0	0	0	1	0	0	1
PCP	0	0	0	0	0	0	0	0	0
Prescription Pain Reliever	10	0	0	0	0	5	0	0	15
Prescription Sedative	4	0	0	0	0	5	0	0	9
Prescription Stimulant	0	0	0	0	0	0	0	0	0
Psilocybin (Mushrooms)	1	0	0	0	0	0	0	0	1
Salvia	0	0	0	0	0	0	0	0	0
Steroids	0	0	0	0	0	0	0	0	0
Synthetic Cannabinoids	0	0	0	0	0	0	0	0	0
Unknown Drug	0	0	0	0	0	1	1	258	260
Total	233	58	0	0	1	367	1	258	918

Felony & Misdemeanor Prosecution			
	Gang	Non-Gang	Total
Felony	0	2,143	2,143
Misdemeanor-Only	0	0	0
Total	0	2,143	2,143

Prescription Drug Prosecutions	
Number of drug prosecutions that involved any prescription drugs	24

Drug Convictions by Offense Type									
	Buy / Receive	Cultivate / Manufacture	Distribute / Sell	Possess / Conceal	Transport / Import	Consume / Use	Other	Unknown	Total
Cocaine (powder)	0	0	0	0	0	0	0	0	0
Crack (cocaine)	0	0	0	0	0	0	0	0	0
Ecstasy (MDMA)	0	0	0	0	0	0	0	0	0
Fentanyl	0	0	0	0	0	0	0	0	0
Hashish	0	0	0	0	0	0	0	0	0
Heroin	0	0	0	0	0	0	0	0	0
High Grade Marijuana	0	0	0	0	0	0	0	0	0
Ketamine	0	0	0	0	0	0	0	0	0
LSD	0	0	0	0	0	0	0	0	0
Marijuana	0	0	0	0	0	0	0	0	0
Marijuana Plants	0	0	0	0	0	0	0	0	0
Medical Marijuana	0	0	0	0	0	0	0	0	0
Methamphetamine/Amphetamine	0	0	0	0	0	0	0	0	0
Paraphernalia	0	0	0	0	0	0	0	0	0
PCP	0	0	0	0	0	0	0	0	0
Prescription Pain Reliever	0	0	0	0	0	0	0	0	0
Prescription Sedative	0	0	0	0	0	0	0	0	0
Prescription Stimulant	0	0	0	0	0	0	0	0	0
Psilocybin (Mushrooms)	0	0	0	0	0	0	0	0	0
Salvia	0	0	0	0	0	0	0	0	0
Steroids	0	0	0	0	0	0	0	0	0
Synthetic Cannabinoids	0	0	0	0	0	0	0	0	0
Unknown Drug	0	0	0	0	0	0	0	814	814
Total	0	0	0	0	0	0	0	814	814

Prescription Drug Convictions	
Number of drug convictions that involved any prescription drugs	0

Drug Offense Convictions by Class			
	Misdemeanor	Felony	Total
Class 1	0	0	0
Class 2	0	0	0
Class 3	0	0	0
Class 4		0	0
Class 5		0	0
Class 6		0	0
Undesignated	0	0	0
Unknown	0	814	814
Total	0	814	814

Persons Convicted for All Drug Offenses	
Plea	814
Jury	0
Non-Jury	0
Total	814

Number of Persons Sentenced for Violent Offenses										
	Prison	Jail	Probation	Split Sentence	Suspended Sentence	Community Service	Fines	Other	Unknown	Total
Violent Drug Related Offenses	5	0	0	0	0	0	0	1	0	7
Violent Non-drug Related Offenses	269	43	41	16	0	0	0	166	0	535
Total	274	44	41	16	0	0	0	167	0	542
Number of Persons Sentenced for Drug Offenses										
Cocaine (powder)	5	5	2	0	0	0	0	25	0	37
Crack (cocaine)	1	0	0	0	0	0	0	4	0	5
Ecstasy (MDMA)	0	1	0	0	0	0	0	0	0	1
Fentanyl	7	1	1	0	0	0	0	6	0	15
Hashish	0	1	0	0	0	0	0	11	0	12
Heroin	31	7	9	6	0	0	0	87	0	140
High Grade Marijuana	0	0	0	0	0	0	0	0	0	0
Ketamine	0	0	0	0	0	0	0	0	0	0
LSD	0	0	0	0	0	0	0	2	0	2
Marijuana	1	0	0	0	0	0	0	6	0	7
Marijuana Plants	2	0	0	0	0	0	0	0	0	2
Medical Marijuana	0	0	0	0	0	0	0	0	0	0
Methamphetamine/Amphetamine	84	49	23	12	0	0	0	191	0	359
Paraphernalia	0	0	0	0	0	0	0	4	0	4
PCP	0	0	0	0	0	0	0	0	0	0
Prescription Pain Reliever	5	0	0	0	0	0	0	5	0	10
Prescription Sedative	2	0	2	0	0	0	0	8	0	12
Prescription Stimulant	0	0	0	0	0	0	0	0	0	0
Psilocybin (Mushrooms)	0	0	0	0	0	0	0	0	0	0
Salvia	0	0	0	0	0	0	0	0	0	0
Steroids	0	0	0	0	0	0	0	0	0	0
Synthetic Cannabinoids	0	0	1	0	0	0	0	2	0	3
Unknown Drug	0	1	0	0	0	0	0	3	0	4
Total	138	65	38	18	0	0	0	354	0	36

Prescription Drug Sentenced	
Number of drug offenders sentenced that involved any prescription drugs	23

Asset Forfeitures		
	Number	Value
Aircraft	0	\$0
Currency	375	\$2,734,762
Other	44	\$8,020
Other Financial Instrument	57	\$7,329
Real Property (Real Estate)	1	\$170,498
Vehicles	106	\$426,517
Vessels	0	\$0
Weapons	202	\$50,106
Total	785	\$3,334,232

Total Forfeiture Cases	
Received through Referral	185
Concluded	280
Pending	51

Training	
Number of Trainings Attended	0
Number of Trainings Provided	0
Community Meetings Held	0
School Presentations Offered	0



Pinal County Attorney's Office

Approved Budget FY 2021	
Personnel	\$ 140,915
Employee Related Expenditures	\$ 43,856
Total	\$ 184,771
Fund Source:	
Federal - Byrne/JAG	\$ 64,670
State	\$ 73,908
Match	\$ 46,193

Project Description

This program is administered by the Pinal County Attorney's Office (PCAO) and provides drug and gang case prosecution services generated by the activities of the Pinal County Sheriff's Narcotics Task Force (PCNTF). The unit handles all drug and gang prosecutions for the task force and all other law enforcement agencies in Pinal County. Pinal County is designated as part of the Southwest Border High-Intensity Drug Trafficking Area (HIDTA).

Objective

Pinal County Attorney's Office has five focus areas related to the prosecution of drug-related cases: the interdiction of the international drug trade, the suppression of local drug dealing activity, which is often gang-related, the efficient management of simple drug possession cases, drug court, and drug diversion programs, and conduct ongoing police training.

Selected Quarterly Highlights

- During this quarter, Pinal County Attorney's Office drug prosecutors had to adapt to COVID-19 restrictions that affected every aspect of their jobs. As an example, several law enforcement agency narcotics units were restricted from utilizing warrants to search residences during their investigations because of the risk of possible COVID-19 exposure during the height of the pandemic. Drug prosecutors worked with their assigned agencies to focus on using alternate methods for gathering admissible evidence against drug dealers. This included a new focus on utilizing social media sources of information for intelligence gathering and obtaining evidence through warrants served on social media platforms. Because these social media search warrants produced documents that were often thousands of pages in length, drug prosecutors had to develop methods of presenting this type of evidence in a useable format at trial. As another example, the grant-funded drug prosecutor assigned to Drug Court had to staff cases with the Drug Court team and attend Drug Court each week virtually through Zoom. Other drug prosecutors have utilized this period of COVID-19 restrictions to assist local law enforcement agencies with first responder protocols for drug overdose cases to ensure that evidence is preserved at the scene. Despite the challenges that PCAO drug prosecutors faced, their creativity in adapting to those challenges has allowed the PCAO Drug Bureau to continue a high level of successful prosecution of drug cases during the pandemic.
- In November, one of the Drug Bureau's grant-funded drug prosecutors and the bureau chief successfully argued that the Casa Grande Police Department (CGPD) narcotics officers had met the Fourth Amendment requirements in the traffic stop and subsequent search of a defendant's vehicle. The defendant in the case committed the drug-related offenses discovered by the CGPD officers, possessing several hundred fentanyl pills, while he was on release for possessing in a Pinal County Narcotics Task Force (PCNTF) case. In the PCNTF case, the defendant faced charges related to his possession of methamphetamine, fentanyl, and heroin for sale. The PCNTF case was set for trial a few weeks later in December. Both cases were set for trial after the

defendant, who had two prior felony convictions, rejected the State's prison plea offers. After the Court ruled in favor of the State after the evidentiary hearing in the CGPD case, the defendant changed his plea to guilty on all counts in both indictments and admitted his prior felony convictions to avoid the two trials. This result was largely due to the level of preparation demonstrated by the two CGPD narcotics officers involved in the traffic stop, who each testified knowledgeably and underwent extensive cross-examination by defense counsel.

- In the November 2020 election, Arizona voters approved Proposition 207, a voter initiative that legalized the recreational use of marijuana. Since Proposition 207 passed, the Pinal County Attorney's Office's Drug Bureau has been addressing how the legalization of marijuana affects both law enforcement and drug prosecution in Pinal County. One of the greatest challenges has been the effect of marijuana legalization on the use of narcotic detection canines by local law enforcement. Although several agencies had already begun replacing canines trained to detect four odors (marijuana, heroin, cocaine, and methamphetamine) with canines trained to detect only three odors (heroin, cocaine, and methamphetamine) before recreational marijuana use was legalized, several agencies still relied on four-odor dogs. Drug prosecutors have worked with these agencies' canine handlers to develop methods of investigation and documentation where the canine alert, although no longer enough in itself to provide probable cause for a search, may still be considered as one factor among numerous other factors in a totality of circumstances approach. Drug prosecutors are also using this interaction as an opportunity to develop stronger collaborative relationships with the canine officers in these agencies.
- During the reporting period, the Pinal County Narcotics Task Force began a long-term investigation into a well-known drug dealer in the Coolidge area. This target had been successful in avoiding prosecution for over ten years by conducting the majority of his drug business through lower-level associates. Because of the target's history of extreme violence, none of his associates were willing to work with law enforcement to reduce their criminal exposure when they were arrested on drug charges. Drug Bureau prosecutors staffed this case with the Pinal County Narcotics Task Force and members of the DEA Task Force to determine the possibility of obtaining authorization for a wiretap focusing on this target after the task forces felt they had reached a dead end. After this staffing, Drug Bureau members directed law enforcement to continue traditional methods of the investigation until these avenues were exhausted. During this phase of the investigation, law enforcement obtained the assistance of a confidential source who was able to buy methamphetamine from the target. This led to the Pinal County Narcotics Task Force obtaining a search warrant for the target's residence, the recovery of approximately 3.5 pounds of methamphetamine, one pound of cocaine, a saleable amount of heroin, a suppressor, and hundreds of fentanyl pills hidden in the target's cinderblock backyard wall. They also recovered seventeen firearms, including handguns, rifles, and shotguns, inside a safe in the residence. After being advised of his Miranda rights, the target admitted to possessing the illegal drugs, possessing the firearms despite being a prohibited possessor, and making approximately \$1000 per day for the past several years selling illegal drugs. The target was subsequently indicted on numerous felony charges stemming from this investigation, which is ongoing.

Performance Benchmarks

All agencies are required to estimate performance benchmarks according to their program area. While these benchmark measures are not all-inclusive of program performance, they provide a method of determining program success and efficacy and support evidence-based programming.

Performance Measure	FY 2021 Estimated	FY 2021 Actual
Conviction Rate	86%	72%
Cost per Conviction	\$176.35	\$270.10
Percentage of Forfeitures Concluded	96%	0%
Percentage of Convicted Offenders Incarcerated	29%	13%

Prosecution Projects: Pinal County Attorney's Office

Grant Number: DC-21-031

Drug Outcome Summary										
	Drug Offenses					Non-Drug Offenses				Total
	Drug Only	Drug & Violent	Drug & Gang-Related	Drug, Viol. & Gang-Related	Drug Total	Violent Only	Gang-Related Only	Violent & Gang-Related	Non-Drug Total	
Cases referred this reporting period	1,724	0	0	0	1,724	0	0	0	0	1,724
Declined to Prosecute: No lab analysis	0	0	0	0	0	0	0	0	0	0
Declined to Prosecute: Department Report Problems	0	0	0	0	0	0	0	0	0	0
Declined to Prosecute: No Conviction Likely	267	0	0	0	267	0	0	0	0	267
Declined to Prosecute: Assisted in Another Prosecution	1	0	0	0	1	0	0	0	0	1
Declined to Prosecute: Other	14	0	0	0	14	0	0	0	0	14
Deferred to a Diversion Program	43	0	0	0	43	0	0	0	0	43
Prosecuted	1,076	0	0	0	1,076	0	0	0	0	1,076
Dismissed With or Without Prejudice	106	0	0	0	106	0	0	0	0	106
Acquitted	0	0	0	0	0	0	0	0	0	0
Convicted	717	0	0	0	717	0	0	0	0	717
Total Concluded Cases	823	0	0	0	823	0	0	0	0	823

Drug Prosecutions by Offense Type									
	Buy / Receive	Cultivate / Manufacture	Distribute / Sell	Possess / Conceal	Transport / Import	Consume / Use	Other	Unknown	Total
Cocaine (powder)	0	0	14	28	1	0	0	0	43
Crack (cocaine)	0	0	0	1	0	0	0	0	1
Ecstasy (MDMA)	0	0	0	0	0	0	0	0	0
Fentanyl	0	0	43	105	2	0	0	0	150
Hashish	0	0	0	0	0	0	0	0	0
Heroin	0	0	13	40	0	0	0	0	53
High Grade Marijuana	0	0	0	0	0	0	0	0	0
Ketamine	0	0	1	0	0	0	0	0	1
LSD	0	0	0	1	0	0	0	0	1
Marijuana	0	0	9	23	11	0	0	0	43
Marijuana Plants	0	0	0	0	0	0	0	0	0
Medical Marijuana	0	0	0	0	0	0	0	0	0
Methamphetamine/Amphetamine	0	0	65	524	6	0	0	0	595
Other Drug	0	0	12	38	4	0	0	0	54
Paraphernalia	0	0	0	102	0	0	0	0	102
PCP	0	0	0	2	0	0	0	0	2
Prescription Pain Reliever	0	0	0	7	0	0	0	0	7
Prescription Sedative	0	0	3	13	0	0	0	0	16
Prescription Stimulant	0	0	0	1	0	0	0	0	1
Psilocybin (Mushrooms)	0	0	0	2	0	0	0	0	2
Salvia	0	0	0	0	0	0	0	0	0
Steroids	0	0	0	1	0	0	0	0	1
Synthetic Cannabinoids	0	0	0	4	0	0	0	0	4
Unknown Drug	0	0	0	0	0	0	0	0	0
Total	0	0	160	892	24	0	0	0	1,076

Felony & Misdemeanor Prosecution			
	Gang	Non-Gang	Total
Felony	0	1,076	1,076
Misdemeanor-Only	0	0	0
Total	0	1,076	1,076

Prescription Drug Prosecutions	
Number of drug prosecutions that involved any prescription drugs	24

Drug Convictions by Offense Type									
	Buy / Receive	Cultivate / Manufacture	Distribute / Sell	Possess / Conceal	Transport / Import	Consume / Use	Other	Unknown	Total
Cocaine (powder)	0	0	13	0	2	0	0	0	11
Crack (cocaine)	0	0	0	0	0	0	0	0	0
Ecstasy (MDMA)	0	0	0	1	0	0	0	0	0
Fentanyl	0	0	18	13	2	0	0	0	11
Hashish	0	0	0	0	0	0	0	0	0
Heroin	0	0	6	11	1	0	0	0	56
High Grade Marijuana	0	0	0	0	0	0	0	0	0
Ketamine	0	0	0	0	0	0	0	0	0
LSD	0	0	0	0	0	0	0	0	0
Marijuana	0	0	12	6	7	0	0	0	102
Marijuana Plants	0	0	1	0	0	0	0	0	0
Medical Marijuana	0	0	0	0	0	0	0	0	0
Methamphetamine/Amphetamine	0	0	31	201	9	0	0	0	294
Other Drug	0	0	2	4	0	0	0	0	18
Paraphernalia	0	0	0	369	0	0	0	0	476
PCP	0	0	0	0	0	0	0	0	0
Prescription Pain Reliever	0	0	0	3	0	0	0	0	5
Prescription Sedative	0	0	0	2	0	0	0	0	3
Prescription Stimulant	0	0	0	1	0	0	0	0	0
Psilocybin (Mushrooms)	0	0	1	0	0	0	0	0	0
Salvia	0	0	0	0	0	0	0	0	0
Steroids	0	0	0	0	0	0	0	0	0
Synthetic Cannabinoids	0	0	0	1	0	0	0	0	1
Unknown Drug	0	0	0	0	0	0	0	0	0
Total	0	0	84	612	21	0	0	0	977

Prescription Drug Convictions	
Number of drug convictions that involved any prescription drugs	6

Drug Offense Convictions by Class			
	Misdemeanor	Felony	Total
Class 1	30	0	30
Class 2	0	88	88
Class 3	0	14	14
Class 4		229	229
Class 5		4	4
Class 6		143	143
Undesignated	0	209	209
Unknown	0	0	0
Total	30	687	717

Persons Convicted for All Drug Offenses	
Plea	717
Jury	0
Non-Jury	0
Total	717

Number of Persons Sentenced for Violent Offenses										
	Prison	Jail	Probation	Split Sentence	Suspended Sentence	Community Service	Fines	Other	Unknown	Total
Violent Drug Related Offenses	0	0	0	0	0	0	0	0	0	0
Violent Non-drug Related Offenses	0	0	0	0	0	0	0	0	0	0
Total	0	0	0	0	0	0	0	0	0	0
Number of Persons Sentenced for Drug Offenses										
Cocaine (powder)	1	0	4	10	0	0	0	0	0	15
Crack (cocaine)	0	0	0	0	0	0	0	0	0	0
Ecstasy (MDMA)	0	0	0	1	0	0	0	0	0	1
Fentanyl	4	2	17	10	0	0	0	0	0	33
Hashish	0	0	0	0	0	0	0	0	0	0
Heroin	5	0	6	5	0	0	0	0	0	16
High Grade Marijuana	0	0	0	0	0	0	0	0	0	0
Ketamine	0	0	0	0	0	0	0	0	0	0
LSD	0	0	0	0	0	0	0	0	0	0
Marijuana	4	0	14	7	0	0	0	0	0	25
Marijuana Plants	0	0	0	0	0	0	0	0	0	0
Medical Marijuana	0	0	0	0	0	0	0	0	0	0
Methamphetamine/Amphetamine	118	0	69	51	0	0	0	0	0	238
Other Drug	0	0	4	2	0	0	0	0	0	6
Paraphernalia	40	1	293	22	0	0	0	0	0	356
PCP	0	0	0	0	0	0	0	0	0	0
Prescription Pain Reliever	2	0	0	1	0	0	0	0	0	3
Prescription Sedative	0	0	1	1	0	0	0	0	0	2
Prescription Stimulant	1	0	0	0	0	0	0	0	0	1
Psilocybin (Mushrooms)	0	0	1	0	0	0	0	0	0	1
Salvia	0	0	0	0	0	0	0	0	0	0
Steroids	0	0	0	0	0	0	0	0	0	0
Synthetic Cannabinoids	1	0	0	0	0	0	0	0	0	1
Unknown Drug	0	0	0	0	0	0	0	0	0	0
Total	176	3	409	110	0	0	0	0	0	698

Prescription Drug Sentenced	
Number of drug offenders sentenced that involved any prescription drugs	6

Asset Forfeitures		
	Number	Value
Aircraft	0	\$0
Currency	50	\$385,419
Other	0	\$0
Other Financial Instrument	0	\$0
Real Property (Real Estate)	1	\$89,000
Vehicles	21	\$83,311
Vessels	0	\$0
Weapons	12	\$7,839
Total	84	\$565,569

Total Forfeiture Cases	
Received through Referral	70
Concluded	66
Pending	230

Training	
Number of Trainings Attended	18
Number of Trainings Provided	10
Community Meetings Held	0
School Presentations Offered	0



Tucson City Attorney's Office

Approved Budget FY 2021	
Personnel	\$ 171,018
Employee Related Expenditures	\$ 98,353
Total	\$ 269,371
Fund Source:	
Federal - Byrne/JAG	\$ 94,280
State	\$ 107,748
Match	\$ 67,343

Project Description

This program is administered by the Tucson City Prosecutor's Office (TCPO), a division of the Tucson City Attorney's Office (TCAO). The Drug Enforcement Project handles all non-felony drug cases referred by the Tucson Police Department's Counter Narcotics Alliance (CNA) Task Force and the Pima County Attorney's Office (PCAO), along with asset forfeiture cases. The unit prosecutes drug cases in Tucson City Court.

Objective

To consistently and effectively screen, prepare and prosecute misdemeanor drug cases in Tucson City Court, support area law enforcement efforts; successfully process and litigate asset forfeiture cases; and increase opportunities for treatment by expanding the adult diversion program to provide a second level of monitored diversion, which will more fully assess and treat drug addiction.

Selected Quarterly Highlights

- While the pandemic cannot, in any material respect, be described as a "good" thing, it has highlighted many archaic aspects of the judicial system that we have been trying to address through technology. Allowing prosecutors and defendants to communicate regularly through electronic means, loosening the requirements for long-distance changes of the plea, and giving more flexibility for the requirement of a physical, in-person court appearance are probably all good things for the justice system as a whole irrespective of the pandemic. Hopefully, one of the positive outcomes of COVID-19 is that we build more flexibility into the system for people to resolve their court issues out of court and reduce the burden on the system overall.
- The most impactful thing that affected our office this quarter was certainly the passage of Proposition 207, which legalized marijuana in Arizona under most circumstances relevant to our office. The first thing we observed is that the statute is retroactive, both in the dismissal and expungement provisions. We immediately undertook to dismiss the vast majority of possession cases and any paraphernalia cases involving marijuana. We will continue to prosecute marijuana and marijuana paraphernalia possession cases as required by the statute (for persons under 21 and in certain other circumstances). We will likewise continue to prosecute non-marijuana paraphernalia cases. We will also continue to prosecute marijuana DUIs within the parameters of the statute (which requires impairment to secure a conviction for the presence of THC under A.R.S. § 28-1381(A)(3)). However, Prop 207 is probably going to radically impact how our office prosecutes drug cases. I reached out to ACJC early in the quarter in case we needed additional guidance on the use of the drug grant funds, and hopefully, how we are prosecuting cases as now required by Arizona law remains consistent with the purposes of the grant.
- In this quarter, we continue to explore the twin impacts of the COVID-19 pandemic, in conjunction with Prop. 207, which mandates dismissals of many of the cases that we would have otherwise

prosecuted under prior circumstances. Both of these factors pushed our prosecution number down substantially from similar times in previous years. As the pandemic subsides and life returns to normal, we expect an uptick in the number of cases that are charged, as well as the number of defendants who show up for court. However, the impacts of Prop. 207 were immediate and far-reaching. The number of drug citations that we received fell dramatically, and even the cases that we did receive needed to be evaluated for whether the factual basis for the charge met the legal standard. Ultimately, we hope that Prop. 207's passage, and the commensurate drop in caseloads, will allow our drug prosecutors to continue to focus on cases such as drug DUIs, which present an arguably greater danger to society.

- This quarter, our highlight was undoubtedly ensuring that judges enforced the pre-Prop-207 state of the law on our marijuana DUIs that went to trial. We had several defense attorneys who attempted to argue that the DUI portions of Prop. 207 applied retroactively, in the same manner that the marijuana possession and consumption provisions did, which would have required us to prove that the defendant was impaired to prevail on the metabolite charge under A.R.S. § 28-1381(A)(3). We filed motions in several of these cases, requesting pre-trial determinations that those portions of Prop. 207 did not apply retroactively. Fortunately, the judges agreed with our interpretation of the law and did not require us to prove impairment in addition to the presence of THC. This will enable us to continue to ensure that pre-Prop-207 DUIs are adjudicated fairly, with the state of the law at the time of the offense being properly applied, and will undoubtedly contribute to our future success in those cases.

Performance Benchmarks

All agencies are required to estimate performance benchmarks according to their program area. While these benchmark measures are not all-inclusive of program performance, they provide a method of determining program success and efficacy and support evidence-based programming.

Performance Measure	FY 2021 Estimated	FY 2021 Actual
Conviction Rate	48%	28%
Cost per Conviction	\$193.71	\$553.12
Percentage of Forfeitures Concluded	0%	0%
Percentage of Convicted Offenders Incarcerated	1%	0%

Prosecution Projects: Tucson City Attorney's Office

Grant Number: DC-21-033

Drug Outcome Summary										
	Drug Offenses					Non-Drug Offenses				Total
	Drug Only	Drug & Violent	Drug & Gang-Related	Drug, Viol. & Gang-Related	Drug Total	Violent Only	Gang-Related Only	Violent & Gang-Related	Non-Drug Total	
Cases referred this reporting period	4,000	0	0	0	4,000	0	0	0	0	4,000
Declined to Prosecute: No lab analysis	0	0	0	0	0	0	0	0	0	0
Declined to Prosecute: Department Report Problems	0	0	0	0	0	0	0	0	0	0
Declined to Prosecute: No Conviction Likely	0	0	0	0	0	0	0	0	0	0
Declined to Prosecute: Assisted in Another Prosecution	0	0	0	0	0	0	0	0	0	0
Declined to Prosecute: Other	0	0	0	0	0	0	0	0	0	0
Deferred to a Diversion Program	82	0	0	0	82	0	0	0	0	82
Prosecuted	487	0	0	0	487	0	0	0	0	487
Dismissed With or Without Prejudice	1,253	0	0	0	1,253	0	0	0	0	1,253
Acquitted	2	0	0	0	2	0	0	0	0	2
Convicted	487	0	0	0	487	0	0	0	0	487
Total Concluded Cases	1,742	0	0	0	1,742	0	0	0	0	1,742

Drug Prosecutions by Offense Type									
	Buy / Receive	Cultivate / Manufacture	Distribute / Sell	Possess / Conceal	Transport / Import	Consume / Use	Other	Unknown	Total
Cocaine (powder)	0	0	0	0	0	0	0	0	0
Crack (cocaine)	0	0	0	0	0	0	0	0	0
Ecstasy (MDMA)	0	0	0	0	0	0	0	0	0
Fentanyl	0	0	0	0	0	0	0	0	0
Hashish	0	0	0	0	0	0	0	0	0
Heroin	0	0	0	0	0	0	0	0	0
High Grade Marijuana	0	0	0	0	0	0	0	0	0
Ketamine	0	0	0	0	0	0	0	0	0
LSD	0	0	0	0	0	0	0	0	0
Marijuana	0	0	0	19	0	0	0	0	19
Marijuana Plants	0	0	0	0	0	0	0	0	0
Medical Marijuana	0	0	0	0	0	0	0	0	0
Methamphetamine/Amphetamine	0	0	0	0	0	0	0	0	0
Other Drug	0	0	0	59	0	0	0	0	59
Paraphernalia	0	0	0	409	0	0	0	0	409
PCP	0	0	0	0	0	0	0	0	0
Prescription Pain Reliever	0	0	0	0	0	0	0	0	0
Prescription Sedative	0	0	0	0	0	0	0	0	0
Prescription Stimulant	0	0	0	0	0	0	0	0	0
Psilocybin (Mushrooms)	0	0	0	0	0	0	0	0	0
Salvia	0	0	0	0	0	0	0	0	0
Steroids	0	0	0	0	0	0	0	0	0
Synthetic Cannabinoids	0	0	0	0	0	0	0	0	0
Unknown Drug	0	0	0	0	0	0	0	0	0
Total	0	0	0	487	0	0	0	0	487

Felony & Misdemeanor Prosecution			
	Gang	Non-Gang	Total
Felony	0	0	0
Misdemeanor-Only	138	349	487
Total	138	349	487

Prescription Drug Prosecutions	
Number of drug prosecutions that involved any prescription drugs	0

Drug Convictions by Offense Type									
	Buy / Receive	Cultivate / Manufacture	Distribute / Sell	Possess / Conceal	Transport / Import	Consume / Use	Other	Unknown	Total
Cocaine (powder)	0	0	0	0	0	0	0	0	0
Crack (cocaine)	0	0	0	0	0	0	0	0	0
Ecstasy (MDMA)	0	0	0	0	0	0	0	0	0
Fentanyl	0	0	0	0	0	0	0	0	0
Hashish	0	0	0	0	0	0	0	0	0
Heroin	0	0	0	0	0	0	0	0	0
High Grade Marijuana	0	0	0	0	0	0	0	0	0
Ketamine	0	0	0	0	0	0	0	0	0
LSD	0	0	0	0	0	0	0	0	0
Marijuana	0	0	0	19	0	0	0	0	19
Marijuana Plants	0	0	0	0	0	0	0	0	0
Medical Marijuana	0	0	0	0	0	0	0	0	0
Methamphetamine/Amphetamine	0	0	0	0	0	0	0	0	0
Other Drug	0	0	0	59	0	0	0	0	59
Paraphernalia	0	0	0	409	0	0	0	0	409
PCP	0	0	0	0	0	0	0	0	0
Prescription Pain Reliever	0	0	0	0	0	0	0	0	0
Prescription Sedative	0	0	0	0	0	0	0	0	0
Prescription Stimulant	0	0	0	0	0	0	0	0	0
Psilocybin (Mushrooms)	0	0	0	0	0	0	0	0	0
Salvia	0	0	0	0	0	0	0	0	0
Steroids	0	0	0	0	0	0	0	0	0
Synthetic Cannabinoids	0	0	0	0	0	0	0	0	0
Unknown Drug	0	0	0	0	0	0	0	0	0
Total	0	0	0	487	0	0	0	0	487

Prescription Drug Convictions	
Number of drug convictions that involved any prescription drugs	0

Drug Offense Convictions by Class			
	Misdemeanor	Felony	Total
Class 1	487	0	487
Class 2	0	0	0
Class 3	0	0	0
Class 4		0	0
Class 5		0	0
Class 6		0	0
Undesignated	0	0	0
Unknown	0	0	0
Total	487	0	487

Persons Convicted for All Drug Offenses	
Plea	485
Jury	2
Non-Jury	0
Total	487

Number of Persons Sentenced for Violent Offenses										
	Prison	Jail	Probation	Split Sentence	Suspended Sentence	Community Service	Fines	Other	Unknown	Total
Violent Drug Related Offenses	0	0	0	0	0	0	0	0	0	0
Violent Non-drug Related Offenses	0	0	0	0	0	0	0	0	0	0
Total	0	0	0	0	0	0	0	0	0	0
Number of Persons Sentenced for Drug Offenses										
Cocaine (powder)	0	0	0	0	0	0	0	0	0	0
Crack (cocaine)	0	0	0	0	0	0	0	0	0	0
Ecstasy (MDMA)	0	0	0	0	0	0	0	0	0	0
Fentanyl	0	0	0	0	0	0	0	0	0	0
Hashish	0	0	0	0	0	0	0	0	0	0
Heroin	0	0	0	0	0	0	0	0	0	0
High Grade Marijuana	0	0	0	0	0	0	0	0	0	0
Ketamine	0	0	0	0	0	0	0	0	0	0
LSD	0	0	0	0	0	0	0	0	0	0
Marijuana	0	0	14	5	0	0	0	0	0	19
Marijuana Plants	0	0	0	0	0	0	0	0	0	0
Medical Marijuana	0	0	0	0	0	0	0	0	0	0
Methamphetamine/Amphetamine	0	0	0	0	0	0	0	0	0	0
Other Drug	0	2	2	54	1	0	0	0	0	59
Paraphernalia	0	0	200	208	0	0	1	0	0	409
PCP	0	0	0	0	0	0	0	0	0	0
Prescription Pain Reliever	0	0	0	0	0	0	0	0	0	0
Prescription Sedative	0	0	0	0	0	0	0	0	0	0
Prescription Stimulant	0	0	0	0	0	0	0	0	0	0
Psilocybin (Mushrooms)	0	0	0	0	0	0	0	0	0	0
Salvia	0	0	0	0	0	0	0	0	0	0
Steroids	0	0	0	0	0	0	0	0	0	0
Synthetic Cannabinoids	0	0	0	0	0	0	0	0	0	0
Unknown Drug	0	0	0	0	0	0	0	0	0	0
Total	0	2	216	267	1	0	1	0	0	487

Prescription Drug Sentenced	
Number of drug offenders sentenced that involved any prescription drugs	0

Asset Forfeitures		
	Number	Value
Aircraft	0	\$0
Currency	0	\$0
Other	0	\$0
Other Financial Instrument	0	\$0
Real Property (Real Estate)	0	\$0
Vehicles	0	\$0
Vessels	0	\$0
Weapons	0	\$0
Total	0	\$0

Total Forfeiture Cases	
Received through Referral	0
Concluded	0
Pending	0

Training	
Number of Trainings Attended	0
Number of Trainings Provided	0
Community Meetings Held	0
School Presentations Offered	0



Yavapai County Attorney's Office

Approved Budget FY 2021	
Personnel	\$ 91,706
Employee Related Expenditures	\$ 28,472
Total	\$ 120,178
Fund Source:	
Federal - Byrne/JAG	\$ 42,063
State	\$ 48,071
Match	\$ 30,044

Project Description

This program is administered by the Yavapai County Attorney's Office (YCAO). This project allows the YCAO to handle all drug and gang prosecution cases effectively from the Partners Against Narcotics Trafficking (PANT) Task Force and all other law enforcement agencies in Yavapai County.

Objective

The Office of the Yavapai County Attorney is dedicated to the vigorous, expeditious, and fair administration of the criminal law to protect the public, to ensure that justice is done, and to the representation of county government for the best interests of the citizens of Yavapai County.

Selected Quarterly Highlights

- Following an investigation by our local task force, Partners Against Narcotics Trafficking (PANT), with assistance by the Prescott Police Department and the Yavapai County Attorney's Office, two individuals were arrested and charged with Sexual Exploitation of a Minor, Sexual Conduct with a Minor, Involving a Minor in a Drug Offense, Possession of Fentanyl for Sale, and Possession of Methamphetamine for Sale, as well as other related charges. Based on information obtained from arrested persons and reliable, confidential informants, PANT acted quickly and exposed truly egregious behavior, and through their investigation, they built a strong case against two career criminals, one with a history of drug sales and sex offenses. The minor child, a sixteen-year-old girl, was given methamphetamine and was being "fed" fentanyl, according to one of the perpetrators. She was also pregnant at the time law enforcement, and DCS intervened. The two defendants are now in jail awaiting trial and are facing very significant prison terms.
- In December, our DGVCC funded prosecutor secured convictions on all counts against a defendant who recruited and helped organize a multi-state methamphetamine drug trafficking organization in Arizona and Kentucky. The case stemmed from an incident in the summer of 2015, where an elderly couple was stopped on I-17 by a Yavapai County Sheriff's Office canine officer. They were paid by the defendant to carry 20 pounds of methamphetamine back to Kentucky. The Partners Against Narcotics Trafficking Task Force (PANT) detectives did a thorough and systematic investigation, which resulted in the seizure of drugs and the prosecution of several of the drug dealers and transporters involved in the drug ring. One of those individuals involved was another individual, also of Kentucky, who was subsequently killed for cooperating with law enforcement. Three other participants in the conspiracy cooperated in the prosecution of the defendant and testified in his trial. The defendant will soon face charges for the homicide of the individual in Kentucky.
- During the last quarter, our DGVCC funded prosecutor reviewed multiple departmental reports, evaluated evidence, met with present and former task force members, and participated in defense interviews in preparation for a jury trial. The culmination of these efforts resulted in a Yavapai

County Jury returning guilty verdicts on all counts on April 8, 2021. This case stemmed from detectives with the Partners Against Narcotics Trafficking Task Force (PANT) obtaining information from various sources that the defendant was selling methamphetamine in Prescott, AZ, in August of 2018. Numerous hours of surveillance were conducted on a motel room in which it was believed the defendant was using to facilitate the sale of methamphetamine. A search warrant was obtained for the motel room, and approximately 135 grams of methamphetamine were seized during the execution of the search warrant.

- During this quarter, the assigned prosecutor obtained guilty verdicts after a jury trial. The defendant was convicted of transporting approximately one pound of methamphetamine to be sold in Yavapai County. The assigned prosecutor spent a significant amount of time meeting with current and former detectives with the Partners Against Narcotics Trafficking (PANT) to prepare and present this case to the jury. During the trial, the assigned prosecutor and detectives worked together to overcome some evidentiary obstacles.

Performance Benchmarks

All agencies are required to estimate performance benchmarks according to their program area. While these benchmark measures are not all-inclusive of program performance, they provide a method of determining program success and efficacy and support evidence-based programming.

Performance Measure	FY 2021 Estimated	FY 2021 Actual
Conviction Rate	94%	96%
Cost per Conviction	\$1,502.23	\$509.23
Percentage of Forfeitures Concluded	0%	0%
Percentage of Convicted Offenders Incarcerated	88%	32%

Prosecution Projects: Yavapai County Attorney's Office

Grant Number: DC-21-034

Drug Outcome Summary										
	Drug Offenses					Non-Drug Offenses				Total
	Drug Only	Drug & Violent	Drug & Gang-Related	Drug, Viol. & Gang-Related	Drug Total	Violent Only	Gang-Related Only	Violent & Gang-Related	Non-Drug Total	
Cases referred this reporting period	1,021	0	0	0	1,021	0	0	0	0	1,021
Declined to Prosecute: No lab analysis	3	0	0	0	3	0	0	0	0	3
Declined to Prosecute: Department Report Problems	1	0	0	0	1	0	0	0	0	1
Declined to Prosecute: No Conviction Likely	4	0	0	0	4	0	0	0	0	4
Declined to Prosecute: Assisted in Another Prosecution	0	0	0	0	0	0	0	0	0	0
Declined to Prosecute: Other	5	0	0	0	5	0	0	0	0	5
Deferred to a Diversion Program	32	0	0	0	32	0	0	0	0	32
Prosecuted	1,004	0	0	0	1,004	0	0	0	0	1,004
Dismissed With or Without Prejudice	10	0	0	0	10	0	0	0	0	10
Acquitted	0	0	0	0	0	0	0	0	0	0
Convicted	236	0	0	0	236	0	0	0	0	236
Total Concluded Cases	246	0	0	0	246	0	0	0	0	246

Drug Prosecutions by Offense Type									
	Buy / Receive	Cultivate / Manufacture	Distribute / Sell	Possess / Conceal	Transport / Import	Consume / Use	Other	Unknown	Total
Cocaine (powder)	0	0	2	16	7	0	0	0	25
Crack (cocaine)	0	0	0	0	0	0	0	0	0
Ecstasy (MDMA)	0	0	0	2	0	0	0	0	2
Fentanyl	0	0	28	83	36	0	0	0	147
Hashish	0	0	0	2	2	0	0	0	4
Heroin	0	0	6	52	2	0	0	0	60
High Grade Marijuana	0	0	0	0	0	0	0	0	0
Ketamine	0	0	0	0	0	0	0	0	0
LSD	0	0	0	2	2	0	0	0	4
Marijuana	0	0	5	32	31	0	0	0	68
Marijuana Plants	0	2	0	0	0	0	0	0	2
Medical Marijuana	0	0	0	1	2	0	0	0	3
Methamphetamine/Amphetamine	0	0	37	345	48	0	0	0	430
Other Drug	0	1	4	42	12	0	0	0	59
Paraphernalia	0	0	0	142	0	0	0	0	142
PCP	0	0	0	0	0	0	0	0	0
Prescription Pain Reliever	0	0	0	19	0	0	0	0	19
Prescription Sedative	0	0	0	22	7	0	0	0	29
Prescription Stimulant	0	0	1	1	1	0	0	0	3
Psilocybin (Mushrooms)	0	0	0	7	0	0	0	0	7
Salvia	0	0	0	0	0	0	0	0	0
Steroids	0	0	0	0	0	0	0	0	0
Synthetic Cannabinoids	0	0	0	0	0	0	0	0	0
Unknown Drug	0	0	0	0	0	0	0	0	0
Total	0	3	83	768	150	0	0	0	1,004

Felony & Misdemeanor Prosecution			
	Gang	Non-Gang	Total
Felony	219	785	1,004
Misdemeanor-Only	0	0	0
Total	219	785	1,004

Prescription Drug Prosecutions	
Number of drug prosecutions that involved any prescription drugs	51

Drug Convictions by Offense Type									
	Buy / Receive	Cultivate / Manufacture	Distribute / Sell	Possess / Conceal	Transport / Import	Consume / Use	Other	Unknown	Total
Cocaine (powder)	0	0	0	2	0	0	0	0	2
Crack (cocaine)	0	0	0	0	0	0	0	0	0
Ecstasy (MDMA)	0	0	0	2	0	0	0	0	2
Fentanyl	0	0	6	12	2	0	0	0	20
Hashish	0	0	0	0	1	0	0	0	1
Heroin	0	0	2	14	1	0	0	0	17
High Grade Marijuana	0	0	0	0	0	0	0	0	0
Ketamine	0	0	0	0	0	0	0	0	0
LSD	0	0	0	0	0	0	0	0	0
Marijuana	0	0	0	10	3	0	0	0	13
Marijuana Plants	0	0	0	0	0	0	0	0	0
Medical Marijuana	0	0	0	0	0	0	0	0	0
Methamphetamine/Amphetamine	0	0	12	76	11	0	0	0	99
Other Drug	0	0	0	4	3	0	0	0	7
Paraphernalia	0	0	0	67	0	0	0	0	67
PCP	0	0	0	0	0	0	0	0	0
Prescription Pain Reliever	0	0	0	4	0	0	0	0	4
Prescription Sedative	0	0	0	3	0	0	0	0	3
Prescription Stimulant	0	0	1	0	0	0	0	0	1
Psilocybin (Mushrooms)	0	0	0	0	0	0	0	0	0
Salvia	0	0	0	0	0	0	0	0	0
Steroids	0	0	0	0	0	0	0	0	0
Synthetic Cannabinoids	0	0	0	0	0	0	0	0	0
Unknown Drug	0	0	0	0	0	0	0	0	0
Total	0	0	21	194	21	0	0	0	236

Prescription Drug Convictions	
Number of drug convictions that involved any prescription drugs	8

Drug Offense Convictions by Class			
	Misdemeanor	Felony	Total
Class 1	10	0	10
Class 2	0	27	27
Class 3	0	14	14
Class 4		116	116
Class 5		1	1
Class 6		65	65
Undesignated	0	3	3
Unknown	0	0	0
Total	10	226	236

Persons Convicted for All Drug Offenses	
Plea	234
Jury	2
Non-Jury	0
Total	236

Number of Persons Sentenced for Violent Offenses										
	Prison	Jail	Probation	Split Sentence	Suspended Sentence	Community Service	Fines	Other	Unknown	Total
Violent Drug Related Offenses	0	0	0	0	0	0	0	0	0	0
Violent Non-drug Related Offenses	0	0	0	0	0	0	0	0	0	0
Total	0	0	0	0	0	0	0	0	0	0
Number of Persons Sentenced for Drug Offenses										
Cocaine (powder)	2	0	0	0	0	0	0	0	0	2
Crack (cocaine)	0	0	0	0	0	0	0	0	0	0
Ecstasy (MDMA)	0	1	0	2	0	0	0	0	0	3
Fentanyl	9	0	4	6	0	0	0	0	0	19
Hashish	0	0	2	2	0	0	0	0	0	4
Heroin	7	0	5	5	0	0	0	0	0	17
High Grade Marijuana	0	0	0	0	0	0	0	0	0	0
Ketamine	0	0	0	0	0	0	0	0	0	0
LSD	0	0	0	0	0	0	0	0	0	0
Marijuana	2	1	4	2	0	0	1	0	0	10
Marijuana Plants	0	0	0	0	0	0	0	0	0	0
Medical Marijuana	0	0	0	0	0	0	0	0	0	0
Methamphetamine/Amphetamine	32	5	24	37	0	0	0	0	0	98
Other Drug	1	0	1	4	0	0	0	0	0	6
Paraphernalia	14	1	20	36	0	0	0	0	0	71
PCP	0	0	0	0	0	0	0	0	0	0
Prescription Pain Reliever	0	1	1	1	0	0	0	0	0	3
Prescription Sedative	0	0	2	0	0	0	0	0	0	2
Prescription Stimulant	0	0	1	0	0	0	0	0	0	1
Psilocybin (Mushrooms)	0	0	0	0	0	0	0	0	0	0
Salvia	0	0	0	0	0	0	0	0	0	0
Steroids	0	0	0	0	0	0	0	0	0	0
Synthetic Cannabinoids	0	0	0	0	0	0	0	0	0	0
Unknown Drug	0	0	0	0	0	0	0	0	0	0
Total	67	9	64	95	0	0	1	0	0	236

Prescription Drug Sentenced	
Number of drug offenders sentenced that involved any prescription drugs	6

Asset Forfeitures		
	Number	Value
Aircraft	0	\$0
Currency	52	\$1,176,405
Other	6	\$1,293
Other Financial Instrument	0	\$0
Real Property (Real Estate)	0	\$0
Vehicles	28	\$87,255
Vessels	0	\$0
Weapons	99	\$39,383
Total	185	\$1,304,336

Total Forfeiture Cases	
Received through Referral	217
Concluded	176
Pending	1,064

Training	
Number of Trainings Attended	1
Number of Trainings Provided	7
Community Meetings Held	0
School Presentations Offered	0



Yuma County Attorney's Office

Approved Budget FY 2021		
Personnel	\$	192,273
Employee Related Expenditures	\$	71,100
Total	\$	263,373
Fund Source:		
Federal - Byrne/JAG	\$	92,181
State	\$	105,349
Match	\$	65,843

Project Description

The Prosecution for Yuma County Narcotics Task Force (YCNTF) is administered by the Yuma County Attorney's Office (YCAO) and provides drug case prosecution and asset forfeiture litigation services to all law enforcement agencies in Yuma County, and particularly to the YCNTF. The unit also prosecutes drug cases referred by the United States Border Patrol, Drug Enforcement Administration, and the United States Customs and Border Protection. Yuma County is designated as a Southwest Border High-Intensity Drug Trafficking Area (HIDTA).

Objective

To combat drug crime and drug-related gang and violent crime with vigorous prosecution, experienced prosecutors work together with the multi-agency YCNTF, federal authorities, and local law enforcement agencies to stop drug dealing and importation.

Selected Quarterly Highlights

- On July 30, 2020, law enforcement agencies, including the Yuma County Narcotics Task Force (YCNTF), U.S. Border Patrol, and San Luis Police Department, surveilled a house near the international border. They had received video confirmation that packages were being sent over the border via drone and dropped into the home's backyard. The Task Force executed a search warrant on the residence, and drugs were found inside the defendant's bedroom. In total, they discovered 27,301 fentanyl pills, 10.49 pounds of methamphetamine, and multiple cell phones. The defendant admitted storing the packages for others and that they contained drugs. This case is currently being prosecuted by one of our Byrne grant attorneys.
- These cases are examples of the worst drug threats we are facing in Yuma County---methamphetamine and fentanyl. We are currently prosecuting the following, among numerous similar crimes: (1) On October 26, 2020, the defendant was a driver of a vehicle that applied for entry into the U.S. at the San Luis Port of Entry. She had her five-year-old son in the vehicle. Due to nervousness, she was sent for secondary search and, after a canine alert, drugs were found in the tampered gas tank: 47.39 pounds of meth and .186 pounds of fentanyl pills. She admitted crossing the drugs for money. (2) On October 29, 2020, the defendant attempted to cross into the U.S. as a pedestrian at the San Luis Port of Entry. After a computer alert, he was sent to secondary. A search revealed 3.19 pounds of fentanyl pills taped to his thighs. This case is being handled by the Yuma County Narcotics Task Force. (3) On November 23, 2020, as a result of a DPS traffic stop, 2,394 fentanyl pills were found in the trunk of a stolen car, along with a handgun, two rifles, and various types of ammunition. There was also a handgun under the driver's seat, and the driver had methamphetamine in his pocket.
- The major drug threats in Yuma County continue to be methamphetamine and fentanyl. The following are examples of cases we are currently prosecuting: (1) On February 13, 2021, the defendant drove into the United States from Mexico at the San Luis Port of Entry. After a canine

alert, he was sent to secondary. Located inside the tires of his car were 425 grams of fentanyl pills and 61.72 lbs. (28 kg) of methamphetamine. He admitted being paid \$1,000 to import the drugs but denied knowing exactly what they were. This case is being prosecuted by our office with the defendant charged with Importation of a Dangerous Drug, Importation of a Narcotic Drug, and Possession of Drug Paraphernalia. (2) In a similar case, on March 4, 2021, the defendant drove a vehicle into the United States containing 3.98 lbs (6.34 kg) of fentanyl pills and 20.81 lbs (9.44 kg) of methamphetamine. He also had a small amount of meth in his pocket. He admitted being paid \$1,000 to transport the drugs into the U.S. We charged this defendant with Importation of Dangerous and Narcotic Drugs. (3) The Yuma County Narcotics Task Force (YCNTF) investigated a female defendant who attempted to smuggle 80 grams of methamphetamine into the Yuma County Adult Detention Facility, hidden in her body. She is charged with Promoting Prison Contraband.

- Methamphetamine and fentanyl continue to be major threats in Yuma County. We also see cocaine trafficking and gang violence. The following are examples of the cases we are currently prosecuting: (1) Backpackers who formerly would bring multiple pounds of marijuana across our desert border are now carrying large loads of methamphetamine. For example, we are currently prosecuting ten defendants who were caught backpacking over two hundred pounds of meth across the desert. (2) On April 15, 2021, thirty-three pounds of meth and nearly eight pounds of fentanyl were discovered hidden in a vehicle crossing into the U.S. at the San Luis Port of Entry. We are prosecuting the driver. (3) On April 23, 2021, the Yuma County Narcotics Task Force (YCNTF) shut down a meth dealer who admitted selling drugs out of his residence for the past ten (10) years. The investigation culminated in a search warrant on the dealer's residence in which slightly more than two (2) pounds of meth and a small amount of cocaine were seized. (4) On June 8, 2021, a defendant was intercepted smuggling fifty-two pounds of fentanyl hidden in a vehicle crossing into the United States at the San Luis Port of Entry. (5) On May 26, 2021, a defendant was intercepted smuggling sixty pounds of cocaine hidden in a vehicle at the San Luis Port of Entry. (6) On May 24, 2021, a juvenile criminal street gang member fired seven rounds from a handgun at three victims. One of the victims was shot in the head, another in the stomach, and bullets narrowly missed the third victim. Bullets also struck nearby residences. The juvenile is being prosecuted as an adult.

Performance Benchmarks

All agencies are required to estimate performance benchmarks according to their program area. While these benchmark measures are not all-inclusive of program performance, they provide a method of determining program success and efficacy and support evidence-based programming.

Performance Measure	FY 2021 Estimated	FY 2021 Actual
Conviction Rate	83%	70%
Cost per Conviction	\$0.00	\$369.91
Percentage of Forfeitures Concluded	100%	0%
Percentage of Convicted Offenders Incarcerated	20%	24%

Prosecution Projects: Yuma County Attorney's Office

Grant Number: DC-21-035

Drug Outcome Summary										
	Drug Offenses					Non-Drug Offenses				Total
	Drug Only	Drug & Violent	Drug & Gang-Related	Drug, Viol. & Gang-Related	Drug Total	Violent Only	Gang-Related Only	Violent & Gang-Related	Non-Drug Total	
Cases referred this reporting period	1,206	14	80	4	1,304	295	107	48	450	1,754
Declined to Prosecute: No lab analysis	0	0	0	0	0	0	0	0	0	0
Declined to Prosecute: Department Report Problems	4	0	0	0	4	1	0	0	1	5
Declined to Prosecute: No Conviction Likely	98	0	5	0	103	45	21	5	71	174
Declined to Prosecute: Assisted in Another Prosecution	0	0	0	0	0	0	0	0	0	0
Declined to Prosecute: Other	125	0	10	1	136	39	18	0	57	193
Deferred to a Diversion Program	2	0	0	0	2	0	0	0	2	2
Prosecuted	892	14	63	2	971	151	62	30	243	1,214
Dismissed With or Without Prejudice	243	1	13	0	257	30	18	5	53	310
Acquitted	0	0	0	0	0	0	0	0	0	0
Convicted	583	2	38	0	623	47	32	10	89	712
Total Concluded Cases	826	3	51	0	880	77	50	15	142	1,022

Drug Prosecutions by Offense Type									
	Buy / Receive	Cultivate / Manufacture	Distribute / Sell	Possess / Conceal	Transport / Import	Consume / Use	Other	Unknown	Total
Cocaine (powder)	0	0	10	25	6	0	0	0	41
Crack (cocaine)	0	0	0	1	0	0	0	0	1
Ecstasy (MDMA)	0	0	0	1	0	0	0	0	1
Fentanyl	0	0	27	128	62	0	0	0	217
Hashish	0	0	0	0	0	0	0	0	0
Heroin	0	0	3	19	11	0	0	0	33
High Grade Marijuana	0	0	0	0	0	0	0	0	0
Ketamine	0	0	0	0	0	0	0	0	0
LSD	0	0	0	0	1	0	0	0	1
Marijuana	0	0	4	175	4	0	0	0	183
Marijuana Plants	0	0	0	0	0	0	0	0	0
Medical Marijuana	0	0	0	0	0	0	0	0	0
Methamphetamine/Amphetamine	0	0	24	293	66	0	0	0	383
Other Drug	0	0	0	10	4	0	0	0	14
Paraphernalia	0	0	0	74	0	0	0	0	74
PCP	0	0	0	0	0	0	0	0	0
Prescription Pain Reliever	0	0	0	10	1	0	0	0	11
Prescription Sedative	0	0	0	9	1	0	0	0	10
Prescription Stimulant	0	0	0	0	0	0	0	0	0
Psilocybin (Mushrooms)	0	0	0	1	0	0	0	0	1
Salvia	0	0	0	0	0	0	0	0	0
Steroids	0	0	0	0	0	0	0	0	0
Synthetic Cannabinoids	0	0	0	0	0	0	0	0	0
Unknown Drug	0	0	0	1	0	0	0	0	1
Total	0	0	68	747	156	0	0	0	971

Felony & Misdemeanor Prosecution			
	Gang	Non-Gang	Total
Felony	122	892	1,014
Misdemeanor-Only	35	165	200
Total	157	1,057	1,214

Prescription Drug Prosecutions	
Number of drug prosecutions that involved any prescription drugs	21

Drug Convictions by Offense Type									
	Buy / Receive	Cultivate / Manufacture	Distribute / Sell	Possess / Conceal	Transport / Import	Consume / Use	Other	Unknown	Total
Cocaine (powder)	0	0	3	2	2	0	0	0	7
Crack (cocaine)	0	0	0	0	0	0	0	0	0
Ecstasy (MDMA)	0	0	0	0	0	0	0	0	0
Fentanyl	0	0	8	25	15	0	0	0	48
Hashish	0	0	0	0	0	0	0	0	0
Heroin	0	0	1	7	2	0	0	0	10
High Grade Marijuana	0	0	0	0	0	0	0	0	0
Ketamine	0	0	0	0	0	0	0	0	0
LSD	0	0	0	0	1	0	0	0	1
Marijuana	0	0	5	11	4	0	0	0	50
Marijuana Plants	0	0	0	0	0	0	0	0	0
Medical Marijuana	0	0	0	0	0	0	0	0	0
Methamphetamine/Amphetamine	0	0	11	103	24	2	0	0	140
Other Drug	0	0	0	1	0	0	0	0	1
Paraphernalia	0	0	0	393	0	0	0	0	393
PCP	0	0	0	0	0	0	0	0	0
Prescription Pain Reliever	0	0	0	0	0	0	0	0	0
Prescription Sedative	0	0	0	2	1	0	0	0	3
Prescription Stimulant	0	0	0	0	0	0	0	0	0
Psilocybin (Mushrooms)	0	0	0	0	0	0	0	0	0
Salvia	0	0	0	0	0	0	0	0	0
Steroids	0	0	0	0	0	0	0	0	0
Synthetic Cannabinoids	0	0	0	0	0	0	0	0	0
Unknown Drug	0	0	0	0	0	0	0	0	0
Total	0	0	28	544	49	2	0	0	623

Prescription Drug Convictions	
Number of drug convictions that involved any prescription drugs	3

Drug Offense Convictions by Class			
	Misdemeanor	Felony	Total
Class 1	46	0	46
Class 2	0	6	6
Class 3	0	85	85
Class 4		88	88
Class 5		36	36
Class 6		316	316
Undesignated	0	44	46
Unknown	0	0	0
Total	46	575	623

Persons Convicted for All Drug Offenses	
Plea	622
Jury	1
Non-Jury	0
Total	6

Number of Persons Sentenced for Violent Offenses										
	Prison	Jail	Probation	Split Sentence	Suspended Sentence	Community Service	Fines	Other	Unknown	Total
Violent Drug Related Offenses	0	0	1	0	0	0	0	0	0	1
Violent Non-drug Related Offenses	44	0	28	6	0	0	0	0	0	78
Total	44	0	29	6	0	0	0	0	0	79
Number of Persons Sentenced for Drug Offenses										
Cocaine (powder)	4	0	3	0	0	0	0	0	0	7
Crack (cocaine)	0	0	0	0	0	0	0	0	0	0
Ecstasy (MDMA)	0	0	0	0	0	0	0	0	0	0
Fentanyl	30	0	14	4	0	0	0	0	0	48
Hashish	0	0	0	0	0	0	0	0	0	0
Heroin	9	0	1	0	0	0	0	0	0	10
High Grade Marijuana	0	0	0	0	0	0	0	0	0	0
Ketamine	0	0	0	0	0	0	0	0	0	0
LSD	1	0	0	0	0	0	0	0	0	1
Marijuana	6	0	10	0	0	0	4	0	0	20
Marijuana Plants	0	0	0	0	0	0	0	0	0	0
Medical Marijuana	0	0	0	0	0	0	0	0	0	0
Methamphetamine/Amphetamine	83	0	48	9	0	0	0	0	0	140
Other Drug	0	0	1	0	0	0	0	0	0	1
Paraphernalia	33	1	301	25	0	4	33	0	0	393
PCP	0	0	0	0	0	0	0	0	0	0
Prescription Pain Reliever	0	0	0	0	0	0	0	0	0	0
Prescription Sedative	1	0	2	0	0	0	0	0	0	3
Prescription Stimulant	0	0	0	0	0	0	0	0	0	0
Psilocybin (Mushrooms)	0	0	0	0	0	0	0	0	0	0
Salvia	0	0	0	0	0	0	0	0	0	0
Steroids	0	0	0	0	0	0	0	0	0	0
Synthetic Cannabinoids	0	0	0	0	0	0	0	0	0	0
Unknown Drug	0	0	0	0	0	0	0	0	0	0
Total	167	1	380	38	0	4	37	0	0	623

Prescription Drug Sentenced	
Number of drug offenders sentenced that involved any prescription drugs	3

Asset Forfeitures		
	Number	Value
Aircraft	0	\$0
Currency	46	\$273,439
Other	3	\$83
Other Financial Instrument	0	\$0
Real Property (Real Estate)	0	\$0
Vehicles	28	\$30,893
Vessels	0	\$0
Weapons	0	\$0
Total	77	\$304,415

Total Forfeiture Cases	
Received through Referral	79
Concluded	81
Pending	501

Training	
Number of Trainings Attended	7
Number of Trainings Provided	0
Community Meetings Held	1
School Presentations Offered	0

Civil Forfeiture Activities

	FY 2021 <u>Awards</u>
Arizona Attorney General's - Statewide Financial Remedies Project	\$ <u>637,429</u>
TOTAL	\$ 637,429



Arizona Attorney General's – Statewide Financial Remedies Project

Approved Budget FY 2021	
Personnel	\$ 464,228
Employee Related Expenditures	\$ 173,201
Total	\$ 637,429
Fund Source:	
Federal - Byrne/JAG	\$ 223,100
State	\$ 254,972
Match	\$ 159,357

Project Description

The Arizona Attorney General's Statewide Financial Remedies Section (AGO-FRS) strategically uses civil racketeering remedies available in Arizona law to disrupt and dismantle criminal enterprises, deter crime by depriving wrongdoers of the fruits and instrumentalities of illegal activity, reduce money laundering, and restore the property to crime victims, while protecting individual and property rights.

Objective

The project increases the effectiveness of civil forfeiture in Arizona through prosecution, specialization, coordination, and collaborative initiatives.

Selected Quarterly Highlights

- In May 2020, Financial Remedies Section (FRS) assisted the Gilbert Police Department in forfeiture proceedings of \$193,579 in U.S. currency through a confidential source of information (CS) acquired by Gilbert PD. The CS was contacted by one of the suspects' looking to purchase 7 kilograms of cocaine and 20 pounds of methamphetamine and transport the drugs out of Arizona in a commercial vehicle. The suspect allegedly agreed to pay \$23,500 per kilo of cocaine and \$1,500 per pound of methamphetamine, a total of \$194,500. The suspect and other associate met with the CS to discuss the transaction logistics at a restaurant and left shortly after. Gilbert PD conducted a traffic stop and discovered a bag with 28 bundles of cash totaling \$193,579 in it. FRS filed a judicial forfeiture case and sent a notice to the suspects. Neither of the suspects filed a judicial claim despite their intention to do so, as the suspects' stated during the post-Miranda interview. In September 2020, FRS applied and obtained a judgment from the assigned judge finding the bulk cash was proceeds of and property facilitating cocaine and methamphetamine trafficking and ordering forfeiture of the \$193,579.
- On 10/30/2018, a money courier was stopped outside Holbrook on its way to Phoenix. Law enforcement agents located \$330,000 packaged bulk cash inside a fabricated hidden compartment of the car. Further investigation over the next two years by multiple agencies revealed the courier was working with a DTO suspect working in Arizona, Minnesota, and Colorado. Agents obtained a court order wiretap authorization targeting the suspect and associates. Through the wiretap, agents learned that the suspect was a sophisticated DTO operating in Phoenix, Denver, and St. Paul, distributing drugs (primarily cocaine) and laundering its proceeds. The DTO concealed kilos of cocaine in vehicles with hidden compartments and distributed the drugs to cities throughout the United States. The money couriers were directed to pick up the proceeds and transport them from Minnesota to Denver and eventually to Phoenix for final delivery into Mexico. The suspect utilized personal and family members' accounts to launder the DTO drug proceeds. The investigation concluded in July 2020 with search and arrest warrants, during which approximately \$312,000 in additional bulk cash, six vehicles, and four firearms used by the DTO were found and seized. In July 2020, the Attorney General's Finance Remedies Section (FRS) filed civil racketeering and forfeiture case against the total amount of \$642,603.

in bulk cash, the six vehicles, and four firearms. FRS obtained a forfeiture judgment against all of the properties in October 2020.

- In 2020, the Maricopa County Sheriff Office Drug Suppression Task Force and HIDTA agents investigated an Arizona DTO using social media platforms to sell large quantities of high-grade marijuana, THC vape cartridges, and cannabis products. Agents identified an individual as the DTO leader through the photos, videos, and messages posted by the suspect with high-end cars, stacks of cash, large amounts of drugs, and firearms. Agents learned the suspect had been arrested in Quartzite, AZ, during a traffic stop and was found with 25 pounds of marijuana, cannabis products, and \$15,000 cash. Monitoring the suspect's social media revealed numerous transactions and multiple residences the individual used to store, package and distribute the drugs. Warrants served in April revealed 90 pounds of marijuana, numerous THC vape cartridges, cannabis products, \$250,000 in cash, money counters, two Rolex Watches, 12 high-end vehicles, and 14 firearms with magazines and a box of ammunition. The total value of the seized assets was approximately \$500,000. In February 2021, FRS filed a forfeiture case against the confiscated properties and obtained a forfeiture judgment against all properties except the two vehicles returned to lienholders.
- In late 2020 DEA and Casa Grande PD agents in Task Force Group 3, through a CI, purchased over 1,000 counterfeit M-30 fentanyl pills from an alleged suspect. Agents made a traffic stop on the suspect and found a handgun and 190 fentanyl pills in the car. A search warrant at the individual's residence revealed 3 kilos of cocaine, 50,000 fentanyl pills, \$50,000 of bulk cash, another handgun, and two rifles. The suspect admitted holding the cocaine, fentanyl pills, and money for an associate but provided no other information. The suspect admitted owning the guns. The value of the drugs was \$720,000. In June 2021, FRS filed a forfeiture case against the money and four guns and obtained a forfeiture judgment.
- In December 2020, an Arizona DPS Trooper stopped on a rented vehicle bearing North Carolina plates on westbound I-40. The driver appeared to be nervous and denied having drugs, weapons, or large amounts of currency. The state trooper arrested the suspect on a Maricopa County warrant. A drug detection K9 search of the car revealed dozens of taped-shut manila envelopes that, when opened, revealed cash totaling \$947,425. The defendant admitted receiving 3% of the money the defendant picked up from Washington, D.C, and Charlotte upon the delivery to the final destination in L.A. The suspect denied having specific knowledge of what the money was for/from but was most likely drugs as the individual had made previous transports. A search warrant executed on the defendant's cell phones revealed text messages discussing pickups/trips and images of ledgers, bulk marijuana, and marijuana edibles. Per the request of DPS, FRS filed a forfeiture case and obtained a forfeiture judgment against the \$947,425.00 in June 2021.

Performance Benchmarks

All agencies are required to estimate performance benchmarks according to their program area. While these benchmark measures are not all-inclusive of program performance, they provide a method of determining program success and efficacy and support evidence-based programming.

Performance Measure	FY 2021 Estimated	FY 2021 Actual
Grant Dollar per Forfeiture Value	\$ 11.90	\$ 14.09
Number of Cases Concluded	252	169
Value of Forfeited Assets (% Change over last year)	5.86%	5.86%
Number of Analytical/Investigative Assists	938	631

Forfeiture - Task Force Support Project: Arizona Attorney General's Office

Grant Number: DC-21-040

Total Forfeiture Cases*	
	Quantity
Received through Referral	830
Concluded	169
Pending	18,189

* Each case may have several actions based on the number of defendants and types of property seized.

Case Outcomes	
	Quantity
Number of successful outcomes in high impact cases	37
Number of criminal enterprises disrupted	125
Number of seizure warrants in task force money laundering cases	12
Number of defendants prosecuted (In Rem or In Personam)	745

Coordination of Efforts	
	Quantity
Number of prosecutors/investigators provided forfeiture/money laundering training	271
Number of analytical/investigative law enforcement assists provided	631

ACJC Grant-Funded Employee Training	
	Quantity
Trainings Attended	44
Trainings Provided	10

Asset Forfeitures		
	Number	Value
Aircraft	0	\$0
Currency	366	\$7,202,137
Other	78	\$52,900
Other Financial Instrument	13	\$140,163
Real Property (Real Estate)	4	\$460,642
Vehicles	111	\$1,055,881
Vessels	0	\$0
Weapons	173	\$67,678
Total	745	\$8,979,401

NOTE: Forfeited assets and corresponding values listed as "Other" are not tracked per item.

Forensic Drug Evidence Analysis Activities

	FY 2021 <u>Awards</u>
DPS Crime Lab - Support For Drug and Gang Enforcement	\$ 380,233
Tucson Police Department - Enhanced Drug Forensics	<u>\$ 65,307</u>
TOTAL	\$ 445,540

Summary of Activities – Forensic Drug Analysis

Approved Budget FY 2021		
Personnel	\$	313,585
Employee Related Expenditures	\$	115,519
Equipment	\$	16,436
Total	\$	445,540
Fund Source:		
Federal - Byrne/JAG	\$	285,665
State	\$	48,490
Match	\$	111,385

Project Description

Forensic Drug Analysis Programs are administered by the Arizona Department of Public Safety (DPS) and the Tucson Police Department (TPD). The DPS and Tucson crime labs receive requests for the processing of drug-related forensic tests and examinations from around the state and in the Tucson metropolitan area. The labs receive samples for forensic analysis from municipal, county, state, and federal agencies. Forensic analysis activities support task force operations and prosecutorial efforts.

Objective

To provide timely and accurate forensic analysis processing to aid in the apprehension and prosecution of drug offenders.

Forensic Projects: Statewide Summary

Total Analyses Received	
	Quantity
Task Force	615
Non-Task Force	11,685
Total	12,300

Total Analyses Received by Agency Type		
	Task Force	Non-Task Force
Federal	0	579
State Police	0	4,559
County Sheriff	312	1,143
Municipal Police	303	5,230
Other State Criminal Justice Agency	0	174
Other State Non-Criminal Justice Agency	0	0
Total	615	11,685

General Forensic Analysis Activity				
Average number of days from receipt of sample to reporting analysis results	43.8			
Maximum (Minimum) full-time equivalent (FTE) staff devoted to drug analysis	24 (22)			
Average number of cases handled per FTE staff	152.1			
Number of times staff testified in court	21			
Number of analysis reports completed	11,311			
Average number of working days to complete analysis	42.0			
Average processing cost per analysis	\$114.00			
Number of Investigative Assists	11,229			
Number of field test classes completed	1,427			
Number of officers trained in drug field testing	108			
Number of agencies participating in field testing sessions	4			
	Quarter 1	Quarter 2	Quarter 3	Quarter 4
Backlog of cases reported over 30 days old*	489	900	1,049	769

*A request is classified as backlogged if it has been submitted to a crime lab, but has not yet been examined and reported to the submitting agency within 30 days (as defined by the American Society of Crime Lab Directors).

Analyses Completed by Drug Type	
	Quantity
Cocaine (powder)	241
Crack (cocaine)	19
Ecstasy (MDMA)	4
Fentanyl	2,494
Hashish	314
Heroin	341
High Grade Marijuana	1
Inconclusive/Negative	679
Ketamine	16
LSD	83
Marijuana	466
Marijuana Plants	0
Medical Marijuana	0
Methamphetamine/Amphetamine	1,504
Paraphernalia	0
PCP	6
Prescription Pain Reliever	331
Prescription Sedative	378
Prescription Stimulant	22
Psilocybin (Mushrooms)	131
Salvia	0
Steroids	19
Synthetic Cannabinoids	9
Other Drug	2
Total	7,060

Grant-Funded Employee Training	
	Quantity
Number of Trainings Attended	0
Number of Trainings Provided	0



Department of Public Safety Crime Lab – Support for Drug and Gang Enforcement

Approved Budget FY 2021	
Personnel	\$ 284,302
Employee Related Expenditures	\$ 95,931
Total	\$ 380,233
Fund Source:	
Federal - Byrne/JAG	\$ 262,807
State	\$ 22,368
Match	\$ 95,058

Project Description

The Department of Public Safety (DPS) crime laboratory program provides identification of drugs, comprehensive latent print identification, and expert testimony regarding scientific findings. Arizona requires forensic services to identify illegal drug content, including a scientific examination report identifying the drug as a substance controlled under Arizona statutes. Specialized laboratory analysis is required for clandestine drug lab operations to prosecute under Arizona's drug manufacturing laws. The DPS crime laboratory program provides criminalists and support specialists with the tools to process drug-related forensic tests and examinations for law enforcement agencies throughout the state.

Objective

To provide timely, quality, scientific forensic support through the investigation and examination of drug-related evidence required for effective court adjudication of drug-related cases.

Selected Quarterly Highlights

- The Controlled Substance Unit has implemented paperless notes taking for all analyses. Two new gas chromatographs/mass spectrometers have been purchased and brought online.
- Two new GC/MS instruments were brought online and are using in casework. The four existing systems were upgraded as the department is moving towards networking all of the instruments.
- A field fentanyl testing has been implemented and has resulted in a reduced backlog.

Performance Benchmarks

All agencies are required to estimate performance benchmarks according to their program area. While these benchmark measures are not all-inclusive of program performance, they provide a method of determining program success and efficacy and support evidence-based programming.

Performance Measure	FY 2021 Estimated	FY 2021 Actual
Average Days to Complete Analysis	30	43
Cases Completed per Analyst	1,098	1,017
Average Cost per Analysis	\$57.91	\$33.99

Grant Number: DC-21-070

Forensic Projects: Arizona Department of Public Safety

Total Analyses Received	
	Quantity
Task Force	431
Non-Task Force	11,433
Total	11,864

Total Analyses Received by Agency Type		
	Task Force	Non-Task Force
Federal	0	579
State Police	0	4,559
County Sheriff	312	1,143
Municipal Police	119	4,978
Other State Criminal Justice Agency	0	174
Other State Non-Criminal Justice Agency	0	0
Total	431	11,433

General Forensic Analysis Activity				
Average number of days from receipt of sample to reporting analysis results	42.7			
Maximum (Minimum) full-time equivalent (FTE) staff devoted to drug analysis	11 (9)			
Average number of cases handled per FTE staff	272.5			
Number of times staff testified in court	19			
Number of analysis reports completed	11,184			
Average number of working days to complete analysis	42			
Average processing cost per analysis	\$114			
Number of Investigative Assists	11,184			
Number of field test classes completed	1,426			
Number of officers trained in drug field testing	90			
Number of agencies participating in field testing sessions	3			
	Quarter 1	Quarter 2	Quarter 3	Quarter 4
Backlog of cases reported over 30 days old*	356	776	927	634

*A request is classified as backlogged if it has been submitted to a crime lab, but has not yet been examined and reported to the submitting agency within 30 days (as defined by the American Society of Crime Lab Directors).

Analyses Completed by Drug Type	
	Quantity
Cocaine (powder)	185
Crack (cocaine)	18
Ecstasy (MDMA)	0
Fentanyl	2,432
Hashish	273
Heroin	314
High Grade Marijuana	1
Inconclusive/Negative	583
Ketamine	15
LSD	75
Marijuana	428
Marijuana Plants	0
Medical Marijuana	0
Methamphetamine/Amphetamine	1,448
Other Drug	0
Paraphernalia	6
PCP	315
Prescription Pain Reliever	358
Prescription Sedative	22
Prescription Stimulant	129
Psilocybin (Mushrooms)	0
Salvia	19
Steroids	3
Synthetic Cannabinoids	6,624
Total	185

Grant-Funded Employee Training	
	Quantity
Number of Trainings Attended	0
Number of Trainings Provided	0



Tucson Police Department – Enhanced Drug Forensics

Approved Budget FY 2021		
Personnel	\$	29,283
Employee Related Expenditures	\$	19,588
Equipment	\$	16,436
Total	\$	65,307
Fund Source:		
Federal - Byrne/JAG	\$	22,858
State	\$	26,122
Match	\$	16,327

Project Description

Tucson Police Department (TPD) Crime Laboratory conducts investigations and examinations of drug-related evidence required for effective court adjudication of drug-related cases. Following legally regulated guidelines and precise testing procedures, drugs are analyzed to identify and legally substantiate the amount and types of narcotics involved.

Working as a collaborative effort, the TPD forensic employees, Counter Narcotics Alliance (CNA) officers, and attorneys from the Pima County Attorney's Office (PCAO) develop and process legal evidence used to prosecute drug offenders. Forensic analysts are frequently called upon to provide expert scientific testimony in court.

Objective

To produce substance test results and written reports that will be used as evidence for prosecution, and to provide law enforcement agencies in the Tucson area with timely, quality scientific support required for effective court adjudication of drug-related cases.

Selected Quarterly Highlights

- The Crime Lab received over 16,167 counterfeit oxycodone tablet submissions in 2020. The majority of the counterfeit tablets were blue round tablets with the imprint "M / 30", and some were green to green/blue round tablets with the same imprint. Every counterfeit oxycodone tablet that was submitted contained either fentanyl or fentanyl mixed with other substances. There was also an unusual submission consisting of a brick of purple compressed powder weighing about one pound, containing fentanyl.
- The Crime Lab also continued to see an upward trend with counterfeit Xanax (alprazolam) tablet submissions. Each tablet was noted to contain one of the following substances: Clonazepam, Flualprazolam, or Etizolam.

Performance Benchmarks

All agencies are required to estimate performance benchmarks according to their program area. While these benchmark measures are not all-inclusive of program performance, they provide a method of determining program success and efficacy and support evidence-based programming.

Forensic Drug Evidence Analysis Activities

Performance Measure	FY 2021 Estimated	FY 2021 Actual
Average Days to Complete Analysis	182	144
Cases Completed per Analyst	172	127
Average Cost per Analysis	\$150.00	\$514.23

Grant Number: DC-21-071

Forensic Projects: Tucson Police Department-Forensics

Total Analyses Received	
	Quantity
Task Force	184
Non-Task Force	252
Total	436

Total Analyses Received by Agency Type		
	Task Force	Non-Task Force
Federal	0	0
State Police	0	0
County Sheriff	0	0
Municipal Police	184	252
Other State Criminal Justice Agency	0	0
Other State Non-Criminal Justice Agency	0	0
Total	184	252

General Forensic Analysis Activity				
Average number of days from receipt of sample to reporting analysis results				144.0
Maximum (Minimum) full-time equivalent (FTE) staff devoted to drug analysis				1 (1)
Average number of cases handled per FTE staff				31.8
Number of times staff testified in court				2
Number of analysis reports completed				127
Average number of working days to complete analysis				5
Average processing cost per analysis				\$150
Number of Investigative Assists				45
Number of field test classes completed				1
Number of officers trained in drug field testing				18
Number of agencies participating in field testing sessions				1
	Quarter 1	Quarter 2	Quarter 3	Quarter 4
Backlog of cases reported over 30 days old*	133	124	122	135

*A request is classified as backlogged if it has been submitted to a crime lab, but has not yet been examined and reported to the submitting agency within 30 days (as defined by the American Society of Crime Lab Directors).

Analyses Completed by Drug Type	
	Quantity
Cocaine (powder)	56
Crack (cocaine)	1
Ecstasy (MDMA)	4
Fentanyl	62
Hashish	41
Heroin	27
High Grade Marijuana	0
Inconclusive/Negative	96
Ketamine	1
LSD	8
Marijuana	38
Marijuana Plants	0
Medical Marijuana	0
Methamphetamine/Amphetamine	56
Other Drug	2
Paraphernalia	0
PCP	0
Prescription Pain Reliever	16
Prescription Sedative	20
Prescription Stimulant	0
Psilocybin (Mushrooms)	2
Salvia	0
Steroids	0
Synthetic Cannabinoids	6
Total	436

Grant-Funded Employee Training	
	Quantity
Number of Trainings Attended	0
Number of Trainings Provided	0

PAGE INTENTIONALLY LEFT
BLANK

Summary of Activity - Adjudication

	<u>FY 2021</u>
	<u>Awards</u>
Administrative Office of the Courts	\$ 27,929
Apache County Probation	\$ 29,619
Cochise County Probation	\$ 44,282
Coconino County Superior Court	\$ 50,417
Gila County Probation	\$ 58,634
Graham County Probation	\$ 58,493
La Paz County Probation	\$ 20,848
Maricopa County Public Defense	\$ 259,683
Mohave County Probation	\$ 152,265
Navajo County Superior Court	\$ 141,192
Pima County Superior Court	\$ 194,704
Pima County Probation	\$ 49,779
Pinal County Probation	\$ 144,180
Yavapai County Probation	\$ 80,314
Yuma County Probation	<u>\$ 23,656</u>
TOTAL	\$ 1,336,467



Arizona Supreme Court Anti-Drug Adjudication

Approved Budget FY 2021	
Personnel	\$ 860,726
Employee Related Expenditures	\$ 475,741
Total	\$ 1,336,467
Fund Source:	
State	\$ 1,002,350
Match	\$ 334,117

Project Description

This program is administered by the Administrative Office of the Courts (AOC) at the Arizona Supreme Court. The Anti-Drug Adjudication program enhances drug-related court activities throughout the state, including those of several Superior Courts in Arizona and adult probation offices in Apache, Cochise, Coconino, Graham, La Paz, Maricopa, Mohave, Pinal, Yavapai and Yuma Counties, and the Public Defender, Clerk and Superior Court Offices in Maricopa County.

Objective

To expedite the processing and adjudication of drug and drug-related cases through the superior court system; and to enhance community correction efforts to supervise, monitor, and provide treatment services for offenders charged with and convicted of drug and drug-related crimes through increased drug testing, assessment administration, absconder apprehension, and drug court programs.

Selected Quarterly Highlights

- The Pinal County Adult Probation Department Absconder program continued the collaboration with law enforcement to apprehend probation absconders. During the pandemic, the Department was able to secure user access to the search tool "CLEAR," which will aid in locating absconders. The Yavapai County Adult Probation Department's Absconder/Warrants Probation Officer participated in a committee that examined revocations in Yavapai County to reduce revocation rates. The committee sorted through over 500 predisposition reports (PDRs) written by various probation officers. To create consistency with training and uniformity with PDRs, the committee developed a new PDR template and training guide. After piloting the template and making the necessary adjustments, the forms have been approved and are currently in use. The hope is that the new format will provide Judges with additional information about the use of intermediate sanctions before the Petition to Revoke to support the sentencing recommendations.
- Gila County Adult Probation: As of late March 2021, a pretrial client was under supervision for drug paraphernalia and possession of marijuana. During the supervision, the client was incarcerated and exhibited poor behavior with staff and other inmates. Pretrial Services worked closely with Community Bridges Inc. to stabilize the client using mental health treatments and substance abuse rehabilitative services. Under the supervision of Pretrial Services, the client was released from jail with placement into CBI's residential program. Since the release, CBI has reported positive behavior changes and will be transitioning the client into a sober living facility where the client will be allowed to obtain employment and stay engaged in treatment services. Based on the client's participation with Pretrial Services, the client will receive recommendations in PSI reflecting the notable positive behavior changes.

Performance Measure	FY 2021 Estimated	FY 2021 Actual
Drug Court Graduation Rate	31.30%	43.75%
Probation Completion Rate	0.00%	0.00%
Probation Revocation Rate	0.00%	0.00%
Drug Treatment Completion Rate	0.00%	0.00%

Drug Court Totals	
Drug Courts Funded	4
Number of Drug Court Participants	1,592
Number of Drug Court Graduates	126
Drug Court Exits (Includes Graduates)	288
Number of Participants Who Obtained Employment During their Participation	696
Number of Drug Court Participants Who Did Not Recidivate During Participation	1,463

Probation Totals	
Probationers Served	2,080
Probationers Exiting Probation	0
Probationers Completing Probation	0
Probationers Revoked/Reinstated Probation	0
<u>Probationer Totals</u>	
<i>Receiving One or More Drug Tests</i>	0
<i>Screened for Drug Treatment</i>	0
<i>Receiving Drug Treatment</i>	0
<i>Completed Drug Treatment</i>	0
<i>Discharged from Drug Treatment</i>	0
Number of Pre-Sentence Investigation Reports Prepared	560
Number of Pre-Sentence Investigation Reports Not Submitted On Time	560
Number of Absconders Apprehended	650

Indigent Defense Services Totals	
<u>Indigent Defendant Totals</u>	
<i>Served</i>	1,397
<i>Acquitted</i>	0
<i>Dismissed</i>	2,175
<i>Convicted</i>	1,150
Number of Convicted Indigent Defendants Incarcerated	584

Medicaid Fraud Activities

	FY 2021 Awards
Arizona Attorney General's Office Medicaid Fraud	<u>\$ 102,000</u>
TOTAL	\$ 102,000

Arizona Attorney General's Office Medicaid Fraud

Approved Budget FY 2021		
Personnel	\$	56,299
Employee Related Expenditures	\$	45,701
Total	\$	102,000
Fund Source:		
Federal - Byrne/JAG	\$	-
State	\$	102,000
Match	\$	-

Project Description

The Medicaid Healthcare Fraud and Abuse (HCFA) project is administered by the Arizona Attorney General's Office (AGO) and provides investigation and prosecution of health care providers committing fraud, abuse, and/or neglect in Medicaid-funded health care facilities.

Project Objective

To safeguard Arizona citizens and taxpayer funds by investigating and prosecuting health care providers stealing Arizona Medicaid funds or resources or who abuse or neglect patients in Arizona Medicaid-funded health care facilities. Program efforts of the Arizona Attorney General's Office Medicaid Fraud Control Unit reduce the availability of prescription drugs (particularly narcotics) and other abusive pharmaceuticals into the illegal markets of Arizona.

Selected Quarterly Highlights

- This critical case referral revolved around an RN who was employed with an Arizona-based air ambulance company. A co-worker at the air-ambulance company had become concerned about the suspected RN when the suspect had flown with the co-worker on several flights and observed that the suspect was acting strangely. On these flights, the suspect RN was observed removing fentanyl from the ambulance stock but did not appear to be administering the medications to the patients. On one of these flights, a patient was reportedly given a significant amount of fentanyl by the suspect RN; however, the patient did not have any pain relief as one would have expected if the fentanyl had been administered to the patient. The co-worker witness brought her concerns to the attention of her supervisor. A search of the suspected RN's trash can led to a discovery of 30 vials of Lorazepam, multiple needles, bloody Kleenex, multiple used alcohol wipe packets with a red residue similar to blood on them, two broken narcotic pouch seals, and a biohazard bag. Significantly, the identifying lot numbers on the discarded medication vials were from a Valley hospital where the RN held a second job. The RN admitted when confronted with the information. On September 9, 2019, indictment by the Arizona State Grand Jury on nine drug-related criminal offenses. On September 1, 2020, the RN was sentenced to 18 months of supervised probation following the guilty plea to the charge of drug paraphernalia possession.
- Since the inception of this ACJC grant in 2009, the Arizona Medicaid Fraud Control Unit (MFCU) has developed a national reputation for being innovative in combating the scourge of corrupt health care workers using their positions of trust to commit fraud against the Medicaid program as they seek to obtain and profit from the illegal distribution of prescription pain medication. Quite notably, last year, Arizona became the second Attorney General's Office in the country to enter into a forward-leaning collaborative arrangement with the State's Pharmacy Board. Effective October 28, 2019, any physician or pharmacist who makes an online inquiry of the Arizona Pharmacy Board's Prescription Monitoring Program will observe a link that will enable the physician or pharmacist to report suspicious prescription activity to HCFA seamlessly. Due to this initiative, HCFA has reviewed 130 complaints, of which 14 led to the opening of a criminal investigation.

Medicaid Fraud Activities

- On February 25, 2021, an Arizona State Board of Nursing representative met with a Supervising Special Agent from the Arizona Attorney General's Medicaid Fraud Control Unit and shared a report of an imposter practicing as a Nurse Practitioner in Phoenix. A joint investigation was immediately launched by the Attorney General's Office, the DEA, and HHS-OIG agents, including checks with the Arizona State Board of Pharmacy and the Arizona Health Care Cost Containment System. Information was developed, which led to the execution of two search warrants and the arrest of the suspected imposter on March 18, 2021, as the suspect deplaned at Sky Harbor Airport. Among the allegations developed is that the imposter issued 327 prescriptions for controlled substances that were provided to 60 different patients. On March 24, 2021, the State Grand Jury returned a 36 count indictment against the alleged imposter. The court case is presently underway in Maricopa County Superior Court.
- The focus of HCF investigations and prosecutions has not been those practitioners who merely needed education and/or increased external regulation and requirements, but also healthcare practitioners who generate prescriptions illegally due to corruption or their addictions. The HCF intends to continue our critical mission of investigating and prosecuting these non-compliant offenders under this crucial ACJC Grant. During this past quarter, three of the nine subjects that HCF has indicted under this grant are Arizona licensed physicians:
 - The first case involves an East Valley Anesthesiologist who admitted to filling multiple prescriptions for personal use under ten family member names without their knowledge or consent. The defendant also admitted filling prescriptions under four fictitious names. On April 13, 2021, the State Grand Jury returned an indictment that listed 12 criminal charges.
 - The second case involves a West Valley Arizona Doctor of Osteopathy who made arrangements to create phony prescriptions for a patient who was then expected to return a portion of the dispensed opioids to him. This Internal Medicine DO was indicted on five criminal charges on April 26, 2021.
 - The third case involves a Scottsdale OBGYN medical doctor who has been accused of orchestrating a scheme to use the identity of another health care professional to issue prescriptions fraudulently. On May 10, 2021, the State Grand Jury charged this doctor with 17 criminal charges related to drug diversion offenses. Among the other six subjects we have charged this quarter, three are Registered Nurses, a Medical Assistant, and a Pharmacy Technician.

Performance Benchmarks

All agencies are required to estimate performance benchmarks according to their program area. While these benchmark measures are not all-inclusive of program performance, they provide a method of determining program success and efficacy and support evidence-based programming.

Performance Measure	FY 2021 Estimated	FY 2021 Actual
Grant Dollar per Value of Prescription Drug Removal	\$ 0.25	\$ 1.03
Percentage of cases sentenced per investigations opened	60%	56%
Average number of felony convictions per case sentenced	100%	100%

Medicaid Fraud Project: Arizona Attorney General's Office

Grant Number: DC-21-050

Prescription Drug Cases Investigated	
Cases Referred	34
Cases Opened for Investigation	32
Healthcare Affiliated Individuals Charged	14
Cases Involving more than One County Jurisdiction	0
Total Charges	229
Total Persons Charged	22
Average Number of Charges per Case	10.3
Average Number of Felony Charges per Case	10.3
Felony Convictions	18
Convictions Less than a Felony	0

Intelligence Sharing and Collaborative Investigation		
	Made to an External Agency	Received from an External Agency
Intelligence Requests	17	17
Intelligence Shared	16	13
Investigation Assist Requests	8	13

Source Profile by Individuals Charged						
	Network Affiliation	Independent	Under 18		18 & Over	
			Male	Female	Male	Female
Healthcare Staff (Not licensed Prescribers)	1	6	0	0	3	5
Licensed Prescriber (MD/DO/NP/PA)	1	0	0	0	1	0
Patient ("doctor shopper")	0	9	0	0	2	7
Pharmacist	0	0	0	0	0	0
Pharmacy Technician	1	0	0	0	0	0
Pilferer (Casual or Systematic)	0	0	0	0	0	0
Other	0	0	0	0	0	0
Total	3	15	0	0	6	12

Prescription Drug Removals by Type & Quantity						
	Criminally Charged		Not Charged Criminally		Total	
	Quantity (Doses)	Value	Quantity (Doses)	Value	Quantity (Doses)	Value
Muscle relaxant	2,906	\$8,718	0	\$0	2,906	\$8,718
Pain reliever (Hydrocodone)	16	\$160	12	\$120	28	\$280
Pain reliever (Other)	248	\$1,280	160	\$16,000	408	\$17,280
Pain reliever (Oxycodone)	2,581	\$26,791	2,192	\$44,050	4,773	\$70,841
Sedative	227	\$775	1,500	\$7,500	1,727	\$8,275
Stimulant	0	\$0	0	\$0	0	\$0
Total	5,978	\$37,724	3,864	\$67,670	9,842	\$105,394

Prescription Drug Fraud Cases Prosecuted		
	FY 2020	FY 2021
Cases Referred by Law Enforcement	25	10
Cases Referred by Non-Law Enforcement Agencies	17	8
Cases Accepted for Prosecution	42	15
Cases Prosecuted (Completed Case)	49	18
Cases with Multiple Serious Charges	49	18
Cases with Multiple Defendants	12	5
Cases with Multiple Jurisdictions	5	0
Total Criminal Counts Charged	639	142

Prescription Drug Fraud Sentencing		
	FY 2020	FY 2021
Number of Cases Sentenced	50	18
Average Length of Sentence	0.4	0.3

Individuals Charged by County	
	Quantity
Apache	0
Cochise	0
Coconino	0
Gila	0
Graham	0
Greenlee	0
La Paz	0
Maricopa	11
Mohave	0
Navajo	2
Pima	4
Pinal	0
Santa Cruz	0
Statewide	0
Yavapai	1
Yuma	0

Asset Seizures		
	Number	Value
Aircraft	0	\$0
Currency	0	\$0
Other	0	\$0
Other Financial Instrument	0	\$0
Real Property (Real Estate)	0	\$0
Vehicles	0	\$0
Vessels	0	\$0
Weapons	0	\$0
Total	0	\$0

Corrections Activities

	FY 2021 Awards
Arizona Department of Corrections	<u>\$ 100,000</u>
TOTAL	\$ 100,000



Arizona Department of Corrections

Approved Budget FY 2021	
Professional & Outside Services	\$ 100,000
Total	\$ 100,000
Fund Source:	
Federal - Byrne/JAG	\$ 35,000
State	\$ 40,000
Match	\$ 25,000

Project Description

The Drug Reduction Project: Moral Reconciliation Therapy (MRT) for Security Threat Group (STG) is administered by the Arizona Department of Corrections (DOC) and reduces inmate drug and gang activity with highly effective evidence-based programming, Moral Reconciliation Therapy (MRT), and impacts drug trafficking in the State of Arizona.

Project Objective

To minimize inmate drug, gang, or gang-like activity and increase the safety, security, and efficient operation of institutions by providing cognitive restructuring programming for the segment of gang members who participate in the Debrief or Step-Down process.

Selected Quarterly Highlights

- The Arizona Department of Corrections, Rehabilitation, and Reentry (ADCRR) suspended all sessions that were being done in group settings due to the Covid-19 pandemic in the second quarter of calendar year, 2020. ADCRR has been unable to resume any group settings for programming with inmates or training for staff. In addition, ADCRR suspended the entry of external partners to the prison complexes. These combined factors resulted in no sessions and, therefore, no numbers to report. ADCRR is investigating methods to provide programs virtually or with social distancing. We are working with the Arizona State University – Center for Applied Behavioral Health Policy (ASU-CABHP) to develop virtual sessions that are high-quality. ADCRR intends to provide programming that, while not replacing personal and in-person settings, will be the next best thing. ADCRR intends to distribute tablets to inmates; the project is rolling out unit by unit. This will provide a mechanism to allow virtual programming and, when perfected to be fully operational, will allow ADCRR to restart the MRT program.
- The Arizona Department of Corrections, Rehabilitation, and Reentry (ADCRR) has suspended programs and projects that are conducted in group settings due to the Covid-19 pandemic. This includes programs for staff, and it does include this project which is on hold. Visitation is allowed in the ADCRR Prison Complexes by vendors or contractors, only as determined essential. ADCRR is researching methods to provide this program virtually. A program to provide tablets to all inmates is being rolled out unit-by-unit. As this progresses, it may serve as a means to provide the MRT curriculum.
- At the beginning of the COVID-19 pandemic, the Department took significant actions to mitigate the risk and impacts of COVID-19 in its facilities. It has been a top priority to keep staff, inmates, and communities safe and this continued during this quarter. ADCRR has worked closely with the Arizona Department of Health and followed all recommendations and mandates this organization has set forth.

Corrections Activities

This includes suspension of group training for staff and inmates to prevent the spread of the virus. This has impacted the ability to deliver the MRT program. Other actions include the following:

- In August 2020, ADCRR became one of only a handful of state correctional agencies in the nation to mass test their entire inmate population.
 - Mass testing allows the Department to identify asymptomatic spread and then isolate and group inmates as needed to mitigate COVID-19 spread in its facilities. Each test is then recorded in the individual inmate's medical record.
 - The Arizona Department of Corrections, Rehabilitation, and Reentry intends to begin the second round of COVID-19 testing in January 2021 for nearly 38,000 inmates and will make available 4,000 rapid virus tests for staff.
 - The number of persons testing positive has increased in our intake facilities, where we receive new inmate commitments from the county jails and where they are cohorted and monitored for 14 days before intra-system movement. In-person visitation has been suspended. ADCRR is allowing virtual visitation only. Phone calls and letters are transpiring within normal considerations. ADCRR is in the process of ramping up a program to provide a tablet to each incarcerated person. Staff and contract personnel delivering the MRT program will research how the program can be provided through the use of tablets or other virtual methods moving forward.
- The purpose of this project is to minimize inmate drug, gang, or gang-like activity and increase the safety, security, and efficient operation of institutions by providing cognitive restructuring programming primarily for the segment of gang members who participate in the Debrief or Step-Down process. This project is intended to show reduced recidivism for the target population. ADC proposes to provide Moral Reconnection Therapy (MRT) to validated gang members, Debrief, and Step-Down inmates housed in the ASPC- Florence - East PC units. With this additional funding, ADC proposed to contract with a vendor to provide this evidence-based program whose effectiveness is demonstrated by numerous meta-analyses. The contracted vendor would provide the MRT to 100 inmates who have been validated as STG members and with a priority on those who have subsequently processed through the Step-Down or Debriefing program. ADCRR has had to discontinue the program due to the Covid-19 pandemic mandated limitations. Group sessions were terminated. No external partners have been allowed inside the complexes. This has made it impossible to continue the program. ADCRR intends to continue the program with released individuals. ADCRR has applied for and received a BJA grant through the "Innovations in Community Supervision to Build Capacity for Safer Communities" that will be provided to the same targeted population - STG members - but those that have been released. A digital platform component has been added that will allow increased programming and connectivity between the individual, the Community Correction officer, and the clinicians providing the MRT. A final report will be submitted that will include a thorough evaluation of the program since the original initiation.

Recidivism Reduction and Public Safety Totals	
Number of Offenders Arrested for a Technical Violation	0
Number of Offenders Arrested for a New Criminal Offense	0
Number of Offenders Sentenced to Jail or Prison	0
Number of Offenders Who Violated Conditions of Supervised Release	0
Number of Offenders for Whom a Re-Entry Plan Has Been Developed	0
Number of Offenders Who Received Services for Identified Risks/Needs Prior to Release	0
Number of Offenders Placed in Appropriate Post-Release Services	0
Number of Seizures of Contraband Detected and Confiscated within Prison Facilities	0
Number of Cases Submitted to the County Attorney for Prosecution of Prison Contraband	0
Number of Successful Prosecutions for Prison Contraband	0
Number of Inmates that Formally Denounce Gang Membership	0

Treatment Program Totals	
Number of Face-to-Face Contacts between Treatment Provider and Offender	0
Number of Months of In-Prison/Custody Treatment	0
Number of Urine Screenings for Offenders in Treatment Program	0
Number of Reconvictions for Drug-Related Offenses	0
Number of Reconvictions for Violent Offenses	0
Reincarceration Rate for Treated Offenders One (1) Year after Release	0.0
Number of Participants that Successfully Graduated from the Treatment Program	0
Number of Participants Terminated from the Treatment Program	0
Number of Participants Who Re-Offend While Participating in the Treatment Program	0
Average Number of Days between Treatment Referral to Treatment Start Date	0
Number of Offenders Referred to Transitional Services After Successfully Completing Program	0

Improving Life Circumstances of Offenders Totals	
Number of Offenders in Treatment Program Working Toward High School Diploma, GED or Other Education Classes	0
Number of Offenders in Treatment Program Receiving Job Training or Skills	0
Number of Offenders in Treatment Program that Receive High School Diploma, GED or Other Education Degree	0

Corrections-Specific Totals	
Number of Inmates in the Program Convicted of Drug Offenses	0
Number of Gang Members with an Identified Substance Abuse Issue	0
Number of Identified Gang Members	0
Number of Individuals Who Attended Small Group Meetings	0
Number of Individuals per Small Group	0
Number of Workbooks Given	0
Number of Attendance Hours Completed per Participant	0

Program Completion Totals	
Number of Participants Who Successfully Completed the Program	0
Number of Participants No Longer in the Program Due to Termination for a New Charge	0
Number of Participants No Longer in the Program Due to Release or Transfer to Another Correctional Facility	0
Number of Participants No Longer in the Program Due to Death or Serious Illness	0
Number of Participants No Longer in the Program Due to Voluntary Drop Out	0
Number of Participants No Longer in the Program Due to Failure to Meet Program Requirements	0
Number of Participants No Longer in the Program Due to Violation of Institutional Rules	0
Number of Participants Who Did Not Complete the Program for Other Reasons	0

*Program was suspended due to the Covid pandemic, hence no numbers to report for this year.

Gerald Hardt Memorial Criminal Justice Records Improvement Program (CJRIP) Activities

	FY 2021 <u>Award</u>
Arizona Protective Order Initiation and Notification Tool (AZPOINT)	\$ 174,400.00
E-warrant Forms Update	<u>\$ 11,880.00</u>
TOTAL	\$ 186,280.00

CJRIP – Arizona Criminal Records Infrastructure Improvement Assessment

The projects described below were funded with monies awarded in FY2021.

Project Descriptions:

FY 2021:

Arizona Protective Order Initiation and Notification Tool (AZPOINT)

This project was initially awarded on August 1, 2019, and allowed the Administrative Office of the Courts (AOC) to complete the AZPOINT system. The Arizona Protective Order Initiation and Notification Tool (AZPOINT) is a new web-based system that the courts use statewide to store all protective orders issued by the state. The AZPOINT system's goal is to enhance the safety of individuals protected by domestic violence or civil protection orders issued by an Arizona judge to make the protective order process more accessible, efficient, and effective for the plaintiffs and law enforcement. In furtherance of this goal, Arizona enters Protective Orders into the National Crime Information Center (NCIC), thereby increasing the accessibility and enforceability of these orders to law enforcement officials nationwide. During the FY2021, ACJC continued to support the AZPOINT system by providing funding for bug fixes and improvements to the platform portals.

Project cost \$174,400

E-warrant Forms Update

Also, ACJC awarded funding to the AOC to rewrite the Arizona State e-Warrant forms due to updates to the AZ Rules of Criminal Procedure. For Arizona courts to continue using the e-Warrant interface and comply with the updated AZ Rules of Criminal Procedure. The Judicial Web Interface application managed was updated to consume and store the data necessary to render the latest warrant forms required by AZ Rules of Criminal Procedure.

Project Cost \$11,880

Statutory References

41-2405. Arizona Criminal Justice Commission: powers and duties: staff

- A. The Arizona Criminal Justice Commission shall:
 1. Prepare an annual report on law enforcement activities in this state funded by the Drug Enforcement account or the Criminal Justice Enhancement Fund and relating to illicit drugs and drug-related gang activity. The report shall be submitted by October 31 of each year to the Governor, the President of the Senate and the Speaker of the House of Representatives. The report shall include:
 - (a) The name and a description of each law enforcement program dealing with illegal drug activity or street gang activity, or both.
 - (b) The objective and goals of each program.
 - (c) The source and amount of monies received by each program.
 - (d) The name of the agency or entity that administers each program.
 - (e) The effectiveness of each program.

41-2402. Drug and gang enforcement account: resource center fund

- A. A drug and gang enforcement account is established within the Criminal Justice Enhancement Fund consisting of monies appropriated to the account by the legislature and any other monies available from other sources, public or private, to be used for the purpose of enhancing efforts to deter, investigate, prosecute, adjudicate and punish drug offenders and members of criminal street gangs as defined in section 13-105.
- B. The Arizona Criminal Justice Commission shall distribute monies from the drug and gang enforcement account in the following manner:
 1. Up to 50 percent to fund law enforcement agencies approved by the Commission to enhance both:
 - (a) The investigation of drug and gang offenses and related criminal activity.
 - (b) Drug and gang education and prevention programs.
 2. Up to 50 percent to fund programs and agencies approved by the Commission to enhance the state, county, city or town prosecution of drug and gang offenses and related criminal activity.
 3. Up to 30 percent to fund programs and agencies approved by the Commission for the purpose of enhancing the ability of the courts to process drug and gang offenses and related criminal cases, either through the appointment of judges pro tempore or the establishment of additional divisions of the courts only for the purposes of this section, enhancing defense and probation services, including treatment, and funding the drug testing program.
 4. Up to 30 percent to fund programs by county sheriffs and the State Department of Corrections, as approved by the Commission, to enhance drug offender treatment programs and the jail operations and facilities available to detain and incarcerate drug offenders and members of criminal street gangs as defined in section 13-105.
 5. Up to 30 percent to fund programs and agencies, as approved by the Commission, to enhance the integration of criminal justice records relating to drug and gang offenders and their related criminal activity.
- C. Any state agency that receives monies allocated from this account shall not include such monies as part of its continuation budget base for the purpose of requesting appropriations for the following fiscal year.
- D. All the monies allocated from this account shall be dedicated solely to the purpose of enhancing efforts to deter, investigate, prosecute, adjudicate and punish drug and gang and related criminal offenders, except those monies allocated pursuant to subsection G of this section.
- E. Notwithstanding the limitations prescribed in subsection B of this section, any federal monies or matching state monies in the drug and gang enforcement account may only be allocated by the Commission pursuant to a plan approved by the federal government.
- F. The auditor general shall annually perform a full and complete audit of the fund or the Commission shall annually contract with an accounting firm to perform the audit and deliver a report to the governor and the legislature. The audit shall be charged to the Drug and Gang Enforcement account.
- G. A resource center fund is established consisting of monies received pursuant to section 12-284.03, subsection A, paragraph 1 and section 41-178 and all monies received from public or private gifts, grants or other sources, excluding federal monies and monies to be passed through to other entities, to be used solely for the purpose of funding the Arizona Youth Survey. Monies in the fund are subject to legislative appropriation. Any monies unexpended or unencumbered on June 30 of each year shall not be subsequently expended or encumbered unless re-appropriated. No monies in the drug and

gang enforcement account except those received pursuant to this subsection shall be used to fund the Arizona Youth Survey. Monies that are expended pursuant to this subsection are subject to the reporting requirements prescribed in section 41-617.01.

41-2401. Criminal Justice Enhancement Fund

- A. The Criminal Justice Enhancement Fund is established consisting of monies collected pursuant to section 12-116.01 and monies available from any other source. The State Treasurer shall administer the fund.
- B. On or before November 1 of each year, each department, agency or office that receives monies pursuant to this section shall provide to the Arizona Criminal Justice Commission a report for the preceding fiscal year. The report shall be in a form prescribed by the Arizona Criminal Justice Commission and shall be reviewed by the director of the joint legislative budget committee. The report shall set forth the sources of all monies and all expenditures. The report shall not include any identifying information about specific investigations.
- C. On or before December 1 of each year, the Arizona Criminal Justice Commission shall compile all reports into a single comprehensive report and shall submit a copy of the comprehensive report to the Governor, the President of the Senate, the Speaker of the House of Representatives and the Director of the Joint Legislative Budget Committee.
- D. On the first day of each month, the State Treasurer shall distribute or deposit:
 - 1. 6.46 percent in the Arizona automated fingerprint identification system fund established by section 41- 2414.
 - 2. 1.61 percent to the department of juvenile corrections for the treatment and rehabilitation of youth who have committed drug-related offenses.
 - 3. 16.64 percent in the Peace Officers' Training Fund established by section 41-1825.
 - 4. 3.03 percent in the Prosecuting Attorneys' Advisory Council Training Fund established by section 41- 1830.03.
 - 5. 9.35 percent to the Supreme Court for the purpose of reducing juvenile crime.
 - 6. 8.56 percent to the Department of Public Safety. 15 percent of the monies shall be allocated for deposit in the Arizona Deoxyribonucleic Acid Identification System Fund established by section 41-2419. 85 percent of the monies shall be allocated to state and local law enforcement authorities for the following purposes:
 - (a) To enhance projects that are designed to prevent residential and commercial burglaries, to control street crime, including the activities of criminal street gangs, and to locate missing children.
 - (b) To provide support to the Arizona Automated Fingerprint Identification System.
 - (c) Operational costs of the criminal justice information system.
 - 7. 9.35 percent to the Department of Law for allocation to county attorneys for the purpose of enhancing prosecutorial efforts.
 - 8. 6.02 percent to the Supreme Court for the purpose of enhancing the ability of the courts to process criminal and delinquency cases, orders of protection, injunctions against harassment and any proceeding relating to domestic violence matters, for auditing and investigating persons or entities licensed or certified by the Supreme Court and for processing judicial discipline cases. Notwithstanding section 12- 143, subsection A, the salary of superior court judges pro tempore who are appointed for the purposes provided in this paragraph shall, and the salary of other superior court judges pro tempore who are appointed pursuant to section 12-141 for the purposes provided in this paragraph may, be paid in full by the monies received pursuant to this paragraph.
 - 9. 11.70 percent to the county sheriffs for the purpose of enhancing county jail facilities and operations, including county jails under the jurisdiction of county jail districts.
 - 10. 1.57 percent to the Arizona Criminal Justice Commission.
 - 11. 9.00 percent in the Crime Laboratory Operations Fund established by section 41-1772.
 - 12. 2.30 percent in the Crime Laboratory Assessment Fund established by section 41-2415.
 - 13. 7.68 percent in the Victims' Rights Fund established by section 41-191.08.
 - 14. 4.60 percent in the Victim Compensation and Assistance Fund established by section 41-2407.
 - 15. 2.13 percent to the Supreme Court for the purpose of providing drug treatment services to adult probationers through the Community Punishment Program established in title 12, chapter 2, article 11.
- E. Monies distributed pursuant to subsection D, paragraphs 3, 4, 7, 9, 11, 12, 13 and 14 of this section constitute a continuing appropriation. Monies distributed pursuant to subsection D, paragraphs 1, 2, 5, 8, 10 and 15 of this section are subject to legislative appropriation.

- F. The portion of the 85 percent of the monies for direct operating expenses of the Department of Public Safety in subsection D, paragraph 6 of this section is subject to legislative appropriation. The remainder of the monies in subsection D, paragraph 6 of this section including the portion of the 85 percent for local law enforcement is continuously appropriated.
- G. The allocation of monies pursuant to subsection D, paragraphs 6, 7, 8 and 9 of this section shall be made in accordance with rules adopted by the Arizona Criminal Justice Commission pursuant to section 41-2405.



Arizona Criminal Justice Commission

1110 W. Washington, Suite 230
Phoenix, AZ 85007
Phone: 602-364-1147
Fax: 602-364-1175

www.azcjc.gov